




International Journal of Intelligent Computing and Information Sciences

<https://ijicis.journals.ekb.eg/>



LEARNING PREFERENCES ADAPTATION BASED ON THE PERSONALIZED ADAPTIVE GAMIFIED E-LEARNING (PAGE) MODEL

Yara Maher
Department of Software
Engineering and Information
Technology, Faculty of Engineering
and Technology,
Egyptian Chinese University
Cairo 11351, Egypt
ymaher@ecu.edu.eg

Sherin M. Moussa*
Department of Information
Systems, Faculty of Computer and
Information Sciences,
Ain Shams University
Cairo 11566, Egypt
sherinmoussa@cis.asu.edu.eg

M. Essam Khalifa
Department of Software
Engineering and Information
Technology, Faculty of Engineering
and Technology,
Egyptian Chinese University
Cairo 11351, Egypt
khalifa@ecu.edu.eg

Received 2020-08-25; Revised 2020-9-16; Accepted 2020-10-06
Available online 2020-12-26

Abstract: Many studies have addressed e-learning, aiming to create a platform for the learning process that completes the traditional classroom work and maximizes the effectiveness of learning outcomes. Gamifying personalized adaptable educational systems have been recently considered to keep the learners motivated and positively progressing in a flow state. However, the current models remain inadequate, providing limited resources for comprehensive learning analytics. In this paper, a theoretical learning preferences adaptation model is proposed based on the Personalized Adaptive Gamified E-learning (PAGE) model. The PAGE model supports blended learning by enforcing the engagement of the traditional learning process's parties, where effective learning analytics can be sustained to continuously improve the quality of the learning experience. The overall model has been evaluated for its validity through a survey from different perspectives. The overall mean value of the evaluation is 2.77 out of 3. Thus, the evaluation outcomes for the adaptation, gamification, and learning experience of the PAGE model ensure a promising vision for advancements in the learning processes and analytics.

Keywords: educational systems, preferences adaptation, learning preferences, elearning, clustering.

* Corresponding author: Sherin M. Moussa
Department of Information Systems, Faculty of Computer and Information Sciences
E-mail address: sherinmoussa@cis.asu.edu.eg

1. Introduction

Technology has widely influenced various fields, including education, with the intention of utilizing resources to overcome any shortage in the service quality, learning outcomes, and productivity (Almohammadi, Hagra, Alghazzawi, & Aldabbagh, 2017; Amin, A. E. 2019). Accordingly, the classroom learning experience has been upgraded to be computer/internet-based, commonly known as e-learning. E-learning employs the technological advances to serve the educational process by digitizing the learning material and allowing them to be available with the flexibility of time, budget, and location, with no limitation to the instructor manpower (Tseng, Cheng, & Yeh, 2019; Shabana, B. T. 2019). E-learning systems may also support blended learning. Thus, merging the advantages of e-learning with the classroom experience, so learners can move with their own pace, unlike traditional learning (Asarta & Schmidt, 2017; Boelens, Voet, & Wever, 2018; Erkens & Bodemer, 2019; Owston & York, 2018; Yip, Wong, Yick, Chan, & Wong, 2019). Reviewing the standard educational process, three major fundamentals have been emphasized; designing the course structure, teaching, and evaluating the achievement of learning outcomes (Jung, Kim, Yoon, Park, & Oakley, 2019; Petri & Wangenheim, 2017; Elabnody, M., Fouad, M., Maghraby, F., & Hegazy, A. 2017). The instructional design for the educational process can be further detailed into seven steps as illustrated in Figure 1. If an adaptation is required at any step, the process will start iterating from that step while applying the necessary modifications. The step of instructional feedback reflects the learner's performance, acting as the bridge between the learner's current and desired knowledge level (Chen, Breslow, & Deboer, 2018). It serves the learner in many ways, including the clarification of learning outcomes, identifying learner's learning shortages, and pushing him/her to strive upgrading his/her performance (Clark-gordon, David, Hadden, & Frisby, 2019; Daradoumis, Manuel, Puig, Arguedas, & Calvet, 2019).

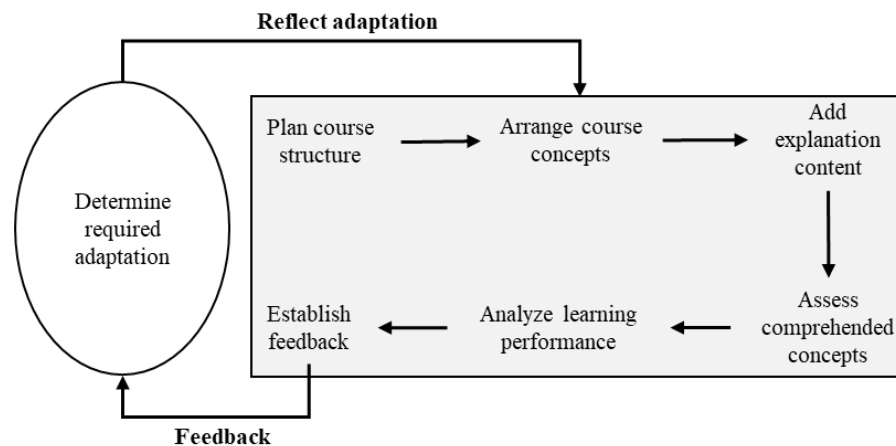


Figure 1: The concluded instructional design model

Adaptation is the capability of e-learning systems to further utilize the technological advances for personalizing the educational content presented to the learner through measurable parameters (Dominic et al., 2015). This can be carried out by three steps; The first step is to continuously gather data about the learner's learning progress and preferences, acquiring the needed parameters to create an initial start point for him/her. The second step is to utilize these data in order to appropriately present educational material for that individual learner, and lastly, is to gather feedback about the learning process performance through

tracking his/her behavior to further adapt and accustom the educational process in order to attain personalized learning experience (Akbulut & Cardak, 2012; Anouar Tadlaoui, Aammou, Khaldi, & Novaes Carvalho, 2016; Chen et al., 2018; Dominic et al., 2015; Jumaa, Moussa & Khalifa, 2017; Kyewski & Krämer, 2018).

Therefore, adapting the educational process is not a simple defined action, since it involves adapting one or more aspects of the education process, ranging from the learning content, learning path, teaching strategies and activities for content delivery, learning assessment, etc. Thus, many types of learning adaptation have been emerging, i.e. learning flow-based adaptation, content-based adaptation, evaluation adaptation, etc. (Burgos, Tattersall, & Koper, 2007). They represent the learner's preferred way to receive and process the information presented, and to stay engaged in the learning process, described as the learner's learning style (Alzain, Clark, Jwaid, & Ireson, n.d.; T. Hsu, 2017). Many learning style models have been proposed to define the learner's preferences, having the Felder Silverman Learning Model (FSLM) the most common (Dominic et al., 2015; Sivaranjani, Agalya, Kowsalya, & Sivasankari, 2016). The FSLM states that the learner's preferences are classified into four dimensions; perception, input, processing, and understanding/ thinking, where each dimension describes the learner in terms of one of two adverse poles (R. Felder & Silverman, 1988). Accordingly, adaptation emphasizes on developing learning materials that should match the learner's poles as much as possible, which implies that each learning content may be developed in many teaching styles that suit different learning styles, with different combinations of learning style's poles (Wang & Wu, 2011). Thus, learning objects (LOs), or Open Electronic Resources (OERs), have been introduced to represent learning materials that can be widely shared, reused and modified, where the Sharable Content Object Reference Model (SCORM) has been defined to manage digitized content of LOs (ADL, 2003; Yassine, Kadry, & Sicilia, 2017). Previous studies have arisen the eager demand to fulfil an expanding gap in current e-learning systems. Some studies considered adaptation only, while others focused on gamification solely. A certain course was specifically manipulated, with partial adoptions of the instructional design process. When both adaptation and gamification were addressed, a static game was developed, ignoring sharable LOs. However, learning preferences adaptation after each learner's interaction in the learning process was not addressed. Therefore, the gap aimed to be overcome in this paper is as follows:

“How can learning analytics results be utilized in a way that learners' learning experience keeps getting more personalized as the learner prefer ”

This paper focuses on the adaptation following the Personalized Adaptive Gamified E-learning (PAGE) model (Y.Maher, S.Moussa, & E.Khalifa, 2020). A theoretical learning preferences adaptation model is proposed based on the PAGE model. It relies on the learning analytics created to perform necessary learning preferences adaptation, utilizing the learning analytics results to make the necessary adaptation based on the decision made. The rest of the paper is organized as follows. Section 2 presents the related work of this study, Section 3 summarizes the PAGE model, and then comes section 4 that displays the proposed learning preferences adaptation model. Finally, section 5 concludes the study and highlights future work.

2. Related Work

An educational experience should be both adaptable and enjoyable to each individual learner. Some studies have focused on adaptable educational process, while others have only considered gamifying it. Other studies have based the adaptation on learning styles, whereas some of them have partially adopted certain dimensions of these models. In this section, we explore the main works that have been proposed to introduce the adaptation and gamification perspectives into the educational systems. Table 1 summarizes the main concepts that have been addressed in the reviewed studies with respect to the proposed PAGE model to emphasize the main contributions of this study.

A conceptual model for adaptive intelligent tutoring systems was proposed in (Phobun & Vicheanpanya, 2010). It consisted of an expert model that compares the learner's actions and selections with the expected performance, which allowed to adapt the learning process accordingly. Although it was domain-independent, and the adaptation was based on the learning style of the learner, the presentation and navigation (learning path/flow) adaptation types were adopted, neglecting the adaptation to other learning styles' dimensions. Moreover, the course structure details, in terms of sharable reusable LOs, were not addressed. Thus, no modification could be applied on the course structure level. In addition, there was no explicit mentioning of the evaluation and feedback processes by which adaptation takes place.

The hypermedia adaptation based on learning styles was addressed in (Anouar Tadlaoui et al., 2016), which mainly focused on the learner model for the presentation and navigation adaptation. The learner model consisted of two components: the performance model that stored the learner's behavior during the learner process, and the learning history model that stored previous learner's knowledge and interactions with the interface. Other educational process's steps like course planning and concepts division, specific learning style, adaptation on course planning or LOs level were never mentioned.

Table 1. Summary of the investigated studies

Authors	Educational process	Interacting Entities	Learning Style-based?	Considered LOs / OERs?	Gamification-based?	Adaptation-based?	Combined Adaptation & Gamification?
Phobun and Vicheanpanya	Feedback is neglected	Learner	Generic	–	–	Interface and learning path	–
Anouar Tadlaoui et al.	Course structure was neglected	Learner	Generic	–	–	Interface and learning path	–
Kahraman, Sagiroglu, and Colak	Feedback is neglected	Domain Expert, Learner	Generic	Not exactly, but divided the course into topics and goals	–	Content, Interface and learning path	–
Dominic and Francis	All steps were considered	Learner	Generic	√	–	Fitting the learning style dimensions	–
Ferrer and Kirschning	All steps were considered	Learner	FSLM	–	–	Fitting the learning style dimensions	–
Dominic, Britto, and Francis	All steps were considered	Learner	Generic	√	–	Content, Interface and learning path	–

Yang	Assessment without explanation	Learner	–	–	Competition mechanism is not supported, static game	–	–
Chang et al.	Assessment without explanation	Learner	–	–	Competition mechanism is not supported, static game	–	–
Erhel and Jamet	Course structure was neglected	Learner	–	–	Static game	–	–
G. J. Hwang, Wu, and Chen	Course structure was neglected	Learner	–	–	Set of mini games	–	–
Ildephonc, Mugisa, & Allen	Considered structure of each individual LO	Learner	–	√	Generic Game	–	–
Soflano, Connolly, and Hainey	Course structure was neglected	Learner	FSLM	–	Static game	Fitting the learning style dimensions	√
G.-J. Hwang et al.	Course structure and feedback were neglected	Learner	Covered only one dimension of FSLM	–	Static game	Adaptation to one learning style dimension	√
The PAGE Model	All educational process steps are considered	Learner, Domain Expert, and Supervisor	Learning style-type independent	Concepts are expressed as LOs	Game type-independent. Game mechanics and dynamics are applied	Fitting the learning style dimensions, knowledge, and skill levels	Both concepts are combined

In (Kahraman, Sagiroglu, & Colak, 2013), the course was divided into topics and related goals, allowing the domain model to be domain-independent. It also included a supervision model, which in turn collected data from both the domain and user models to form an evaluation on the learning process for adaptation. However, neither a feedback method on the assessment objects nor modifying the course structure were mentioned. Another domain-independent model was proposed in (Dominic & Francis, 2015) that adopted LOs. Different LO types were created to fit various learning styles, where the adaptation process presented the learner with a personalized content, consisting of suitable LOs that match the learner's learning style. However, the adaptation types that were based on the learning style were not discussed. Thus, no course or LO adaptation was referred to. (Ferrer & Kirschning, 2014) purely focused on analyzing the learner's learning style. The authors discussed domain independency and learning style-based adaptations in terms of defining different combinations of learning styles' dimensions and presenting them through the suitable content. However, the adaptation types and the content structure were not considered.

A learning-based adaptive model was presented in (Dominic et al., 2015), in which the content was a group of LOs and the learners can give feedback accordingly. However, there was no engagement for a domain expert with the e-learning process to adapt the course structure or prerequisites. In addition, the relationships between the LOs were not supported. Moreover, although the adaptation was based on the learner's preferences and performance, the model did not present a tracking method for the learner's behavior. As discussed, these studies mainly lack the motivation factor, ignoring the elements pertaining to make the learning process more enjoyable and encouraging to continue the course. This can be overcome by adding gamification as a motivation factor for a game-themed learning experience, with attractive fictional background stories.

A learning preferences-based adaptive game was developed by (Soflano, Connolly, & Hainey, 2015b) to teach SQL. The game adaptation was based on the learner's learning preferences to modify the game difficulty level, content, presentation, and game controls. It has fully utilized the background fictional story as an important game mechanic, allowing learners to adapt their avatar. Thus, it considered the element of motivation by making the learning process more enjoyable. The story was historical-themed, where each mission required retrieving something from the fictional database. However, the game was domain-specific, in which neither LOs nor generic course structure and planning have been considered. Therefore, no adaptation can be made on the course structure or the exercises/LOs level. Moreover, it lacked applying the complete educational process steps. (G.-J. Hwang et al., 2012) developed an adaptive game, based on the learner's learning style. They adopted the global-sequential dimension of FSLM only. Thus, the game was adapted to the learner's preferred way to proceed in the learning path. In addition, the game adapted the content difficulty and skills level, but no adaptation to the course structure or presentation was discussed. Although the game contained a database for the learning material, there was no mention on how the course structure was developed. Therefore, the game did not fully support feedback, as a main step in the educational process.

3. The PAGE Model

The PAGE model proposed a framework for a fully adaptable e-learning system that extends Massive Open Online Courses (MOOCs) (Y.Maher, S.Moussa, & E.Khalifa, 2020). The model engages course designers, teachers/parents, and learners into the learning process. The adaptation proposed included course structure adaptation, content adaptation, content selection adaptation, and learners' portfolio adaptation. To perform such adaptations, learning analytics system was created for decision support on the adaptation required. As clarified in (Y.Maher, S.Moussa, E.Khalifa, 2020) in further detail, the PAGE Model considers several repositories in order to provide a comprehensive learning feedback analysis as discussed below.

3.1 The PAGE Repositories

The PAGE model has three repositories, in which the data are constantly updated. The repositories Course and LOs Metadata and Learner Portfolio are filled prior and during the learning process, while the Learning Behavior and Feedback repository stores data after the learning process has begun and the learner was presented with the LOs. Figure 2 illustrates the content for each repository as follows:

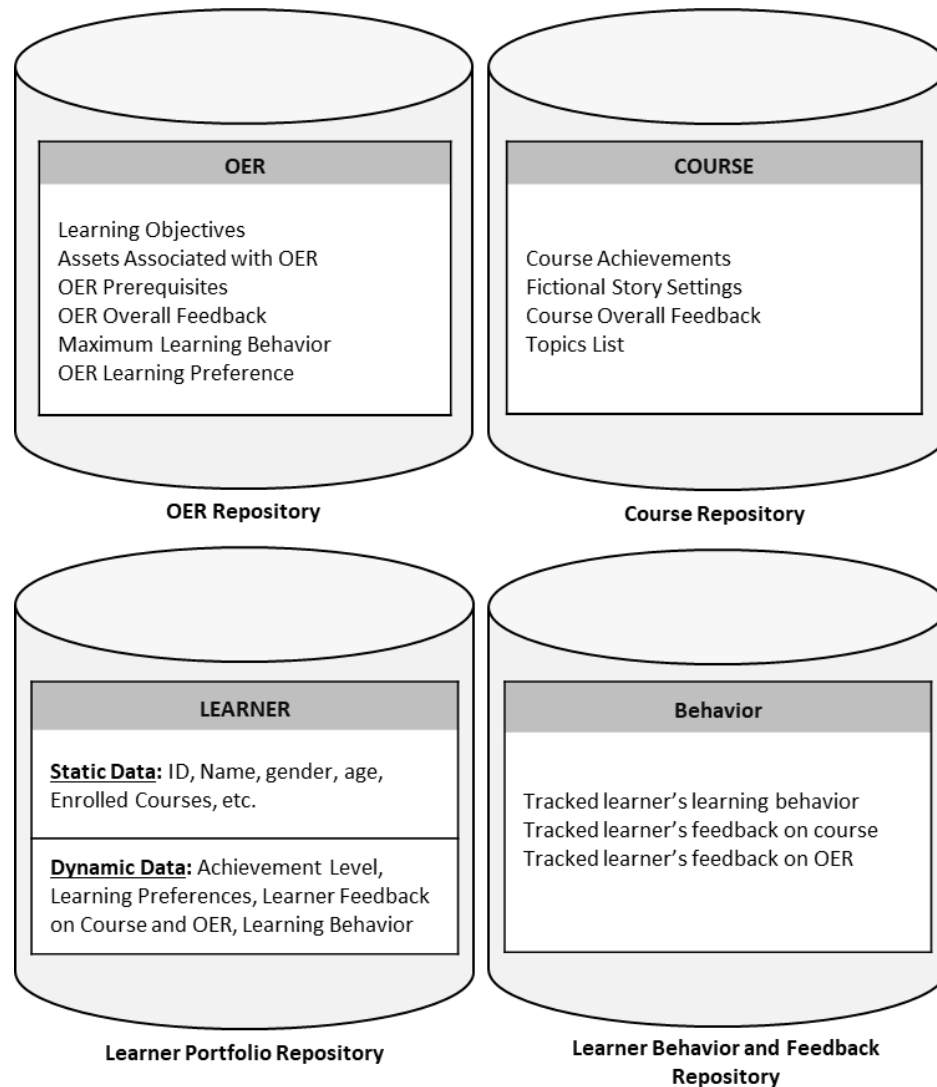


Figure 2: The repositories of the PAGE model

1. **OER Repository:** This repository interacts with the PAGE model before, during, and after the learning process, where it stores the specifications of the developed OERs. This includes the course OERs, learning objectives, assets, OERs feedback, learning preferences learning behavior parameters specified by the course designer.
2. **Course Repository:** This repository interacts with the PAGE model before, during, and after the learning process, where it stores the specifications of the developed course such as achievements, fictional story settings, the course overall feedback, and list of topics.
3. **Learner Portfolio Repository:** This repository stores the learner's static and dynamic data. The learner's static data are the basic data that defines the learner, like the learner's name, date of birth, etc. The dynamic data include data that are constantly adapted, like the learner's learning preferences, level of achievements and learning preferences. Another data that are linked to each course include learner's feedback on course and/or OERs.

4. Learning Behavior and Feedback Repository: The role of this repository comes after the learning process has started and the learner begins playing his/her first OERs. The tracked learner's behavior after each OER is sent to this repository to be further analyzed by the following steps.

3.2 The PAGE Model Evaluation

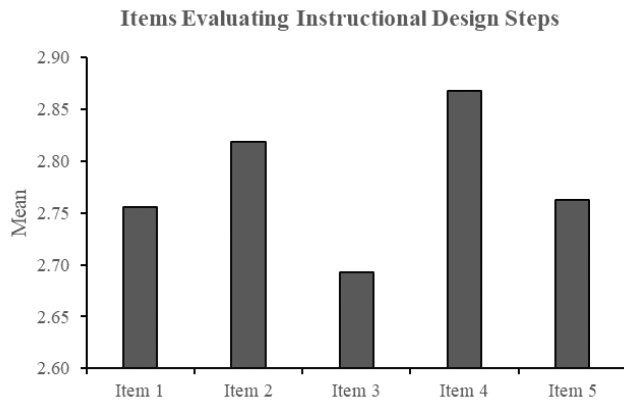
In (Y.Maher, S.Moussa, & E.Khalifa, 2020), a survey was conducted to consider the course designers' point of view on the PAGE model. The survey results were analyzed from two perspectives, evaluating categories perspectives, and PAGE module perspectives. The results are further discussed below:

The Instructional Design Steps Evaluating Category: This perspective has been investigated by five items related to how the instructional design steps are applied in the PAGE model. As presented in Figure 3(a), item 4 (Does the model analyze the learner's performance which in turn forms feedback on the learning object/course quality?) has the highest mean ($\mu = 2.87$, $\sigma = 0.032$). This item got 2 responses for the 'Disagree' choice, indicating that the tracking and analyzing of learner's performance was effectively and clearly applied in the PAGE model. Thus, the learning style analysis, LOs selection, and learning behavior tracking processes have best confirmed their positive effects. Then comes item 2 of mean ($\mu = 2.82$, $\sigma = 0.454$), which is slightly lower than item 4, followed by item 1 ($\mu = 2.76$, $\sigma = 0.534$) and 5 ($\mu = 2.76$, $\sigma = 0.474$) that have similar mean values. Item 3 (Does the model guide the domain expert to create achievements/ milestones when it is appropriate within the course structure?) comes last with the lowest mean value ($\mu = 2.69$, $\sigma = 0.534$), which is related to the locating of milestones in the course structure. This is probably due to the weak practicing of some participants for applying the game mechanics into the course development process, in terms of identifying goals and achievements.

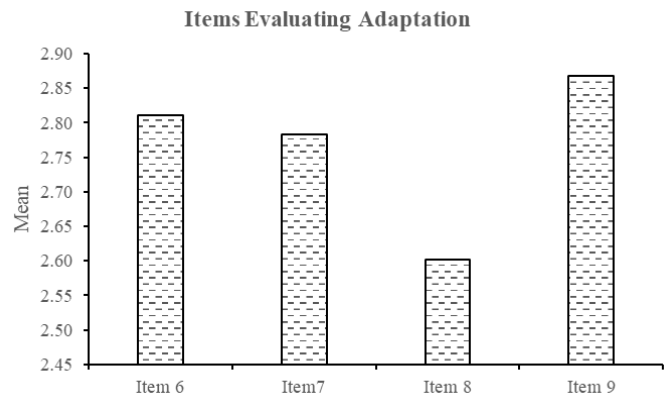
The Adaptation Evaluating Category: This evaluating category has been evaluated by four items to reflect how ideal the impact of adopting the adaptation concept is in the PAGE model. As shown in Figure 3(b), item 9 (Does presenting the course concepts as a set of learning objects allow them to be reused and modified independent of the course structure?) has relatively the highest mean value ($\mu = 2.87$, $\sigma = 0.415$). This item got 4 responses for the 'Disagree' choice, implying that the adoption and continuous adaptation of the learning objects effectively save effort and time of redeveloping independent content. Items 6 came second ($\mu = 2.81$, $\sigma = 0.427$), then item 7 ($\mu = 2.78$, $\sigma = 0.462$), whereas item 8 (Does the model allow for adapting the rewarding mechanism for a learning object?) has the lowest mean value ($\mu = 2.60$, $\sigma = 0.652$), with 31 responses for 'I'm not sure'. This is probably because the rewarding mechanism is still another unpracticed game mechanics concept, in which 31 unsure choices indicate that some participants are unfamiliar with the concept to decide its effective adoption in the proposed model.

The Gamification Evaluating Category: Three items have been explored to reflect the importance and effectiveness of importing gamification into the proposed PAGE model. As shown in Figure 3(c), item 11 (Does the model support the presentation of the learner's status and achievements?) has the highest mean value ($\mu = 2.80$, $\sigma = 0.483$), emphasizing the proper application of the leaderboard in the proposed model, which is considered as a competition mechanism of the game mechanics, followed by item 10 ($\mu = 2.66$, $\sigma = 0.606$). However, item 12 (Do the achievements/ milestones located within the course structure allow the domain expert to develop learning objects with clear goals?), which represents the contextualized and goal-oriented game mechanism, has a mean value ($\mu = 2.58$, $\sigma = 0.633$) as the lowest value for the gamification evaluating category. This item is one of the game mechanics that is concerned with

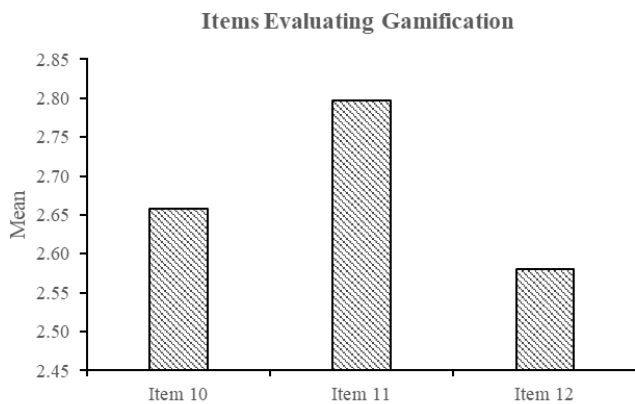
determining a clear target/goal for the exercise presented. Therefore, having it as the least agreed item indicates that the intersection between the course development and game mechanics is still unpracticed by some participants.



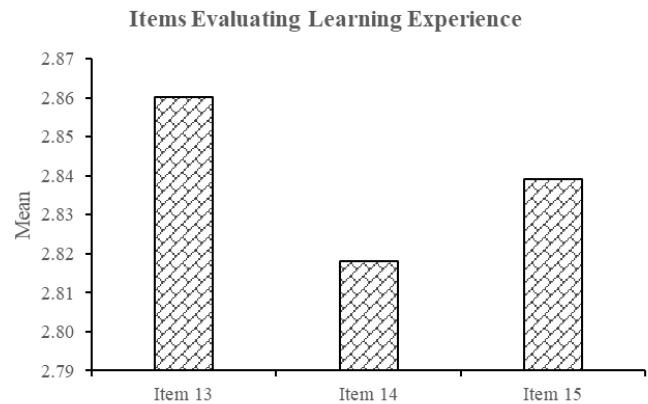
(a) The evaluation results of PAGE model from the instructional design steps perspective



(b) The evaluation results of PAGE model from the adaptation perspective



(c) The evaluation results of PAGE model from the gamification perspective



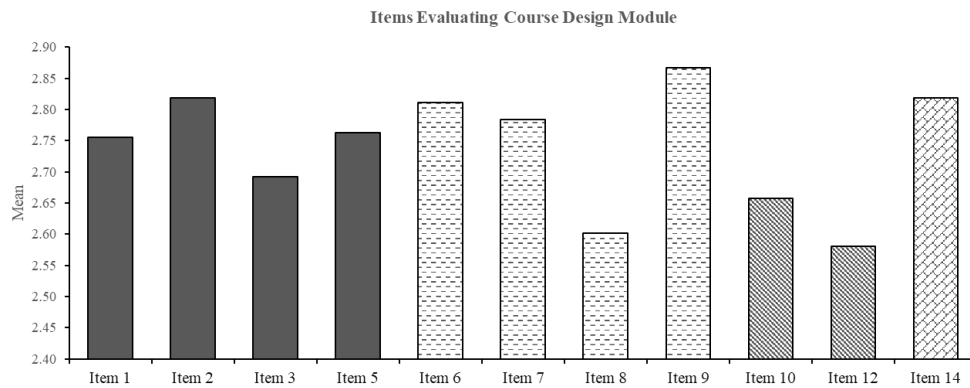
(d) The evaluation results of PAGE model from the learning experience perspective

Figure 3: The evaluation results of PAGE model from the evaluating categories perspective

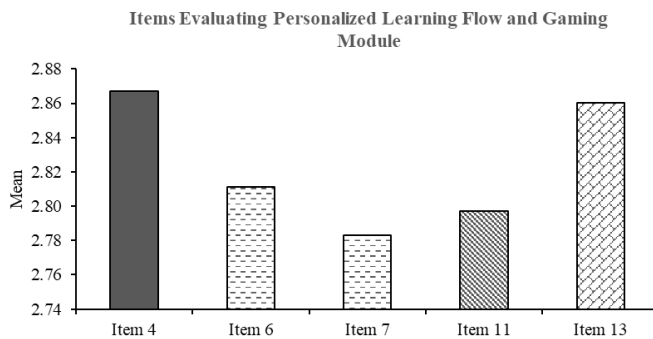
The Learning Experience Evaluating Category: Regarding the PAGE model effect on the learning experience, three items have been examined, for which their results are reflected in Figure 3(d). Item 13 (Does the leader board in the model help boosting the learner's enthusiasm to keep motivated?) has the highest mean value ($\mu = 2.86$, $\sigma = 0.386$) compared to the other items. This item got only 2 'Disagree' choice, assuring that the motivation factor was successfully applied in the proposed model, with a positive effect on the learner. Followed by item 15 ($\mu = 2.84$, $\sigma = 0.438$), then Item 14 (Does the fictional story in the model help engaging the learners?) ($\mu = 2.82$, $\sigma = 0.438$) came last, with 3 'Disagree' and 20 'I'm not sure' choices. The high number of uncertainties, compared to the low number of disagreements, implies that the

fictional story, as a concept under game mechanics, is unfamiliar or unpracticed by some participants rather than disapproved in order to decide whether it is effective in the proposed model.

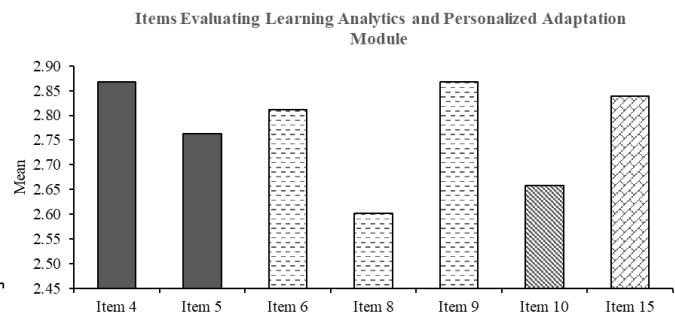
The Course Design Module: As shown in Figure 4(a), the Course Design Module has been evaluated through 11 items. Item 9 (Does presenting the course concepts as a set of learning objects allow them to be reused and modified independent of the course structure?) got the highest mean value ($\mu = 2.87, \sigma = 0.415$), which discusses the learning object concept as a part of the adaptation evaluating category, having item 12 with the least mean value ($\mu = 2.58, \sigma = 0.633$). Moreover, in this module, the overall mean value per each evaluating category is as follows: $\mu = 2.76, \mu = 2.77, \mu = 2.62$, and $\mu = 2.82$ respectively. This indicates that this module positively impacts and enhances the learning experience, followed by adaptation, the instructional design steps, and lastly the gamification evaluating category as per the resultant average values. This is probably because blended learning and gamification are two unexplored concepts by some participants, causing lack of judgement.



(a) The evaluation results of PAGE model from the course design module perspective



(b) The evaluation results of PAGE model from the Personalized Learning Flow and Gaming Module perspective



(c) The evaluation results of PAGE model from the Learning Analytics and Personalized Adaptation Module perspective

Figure 4: The evaluation results of PAGE model from the PAGE modules perspective

The Personalized Learning Flow and Gaming Module: Figure 4(b) presents the 5 items evaluating the Personalized Learning Flow and Gaming module. Item 4 (Does the model analyze the learner’s performance which in turn forms feedback on the learning object/course quality?) has been evaluated as the

highest mean value ($\mu = 2.87$, $\sigma = 0.380$), which discusses the tracking of the learning behavior as a part of the instructional design steps evaluating categories. Item 7 (Does the model allow for adapting the learner's knowledge and skill level efficiently?) is the one with the least mean value ($\mu = 2.78$, $\sigma = 0.462$), with 'Disagree' of 3 and 25 and 'I'm not sure'. This is probably due to that some participants did not apply adaptation as per the content and its difficulty levels in the traditional educational process, which makes it difficult for them to judge. Yet, the average values for all items presented in Figure 4(b) concerning this module are: $\mu = 2.87$, $\mu = 2.80$, $\mu = 2.80$, and $\mu = 2.86$ for the four evaluating categories respectively. This deduces that the instructional design steps are accurately applied and positively influenced in this module, followed by the learning experience, then gamification and adaptation evaluating categories.

The Learning Analytics and Personalized Adaptation Module: Figure 4(c) shows the 7 items evaluating the Learning Analytics and Personalized Adaptation Module. Item 9 (Does presenting the course concepts as a set of learning objects allow them to be reused and modified independent of the course structure?) got the most agreements with mean value ($\mu = 2.87$, $\sigma = 0.415$), assuring that this module successfully supports the reusability of created LOs, facilitating the adaptation on them. Item 8 (Does the model allow for adapting the rewarding mechanism for a learning object?) has the least mean value ($\mu = 2.60$, $\sigma = 0.652$), which is related to the evaluation adaptation as discussed and justified earlier in the previous sub-section. However, the average values for each evaluating category regarding this module are: $\mu = 2.81$, $\mu = 2.76$, $\mu = 2.66$, and $\mu = 2.84$ respectively. This highlights that the learning experience is best achieved in this module, followed by the instructional design steps, adaptation, making the gamification as the least adopted evaluating category.

4. The Proposed Learning Preferences Adaptor

The successful learning process means that the learner proceeds as expected, advancing in skills and/or knowledge level. One of the main factors that influence the success of a learning process is the learner portfolio's accuracy. The learner portfolio repository is the main gateway to understand the learner's characteristics and needs. Any flaw in this portfolio means that less accurate LOs will be selected and presented to the learner, leading to a negative learning progress.

The role of Learner Analyzer is to evaluate the learner's behavior in order to identify whether the learner preferences have accurately defined the learner's learning preferences, or a modification is needed. It starts by identifying the suitable cluster for $learner_i$ out of k clusters according to the learners' similarities in the learning style LS_i and the learning behavior LB_{ij} clarified in (4) and (9) (Y.Maher, S.Moussa, & E.Khalifa, 2020) for LO_j of $course_c$. The clustering is based on the K-Means centroid-based clustering technique (Han, Kamber, & Pei, 2012). All clusters are stored in the Course & OERs Metadata repositories. The centroid is defined by the mean of $learner_i$ learning style, and the learning behavior. Figure 5 shows the learners in cluster CS_{xj} regarding OER_j .

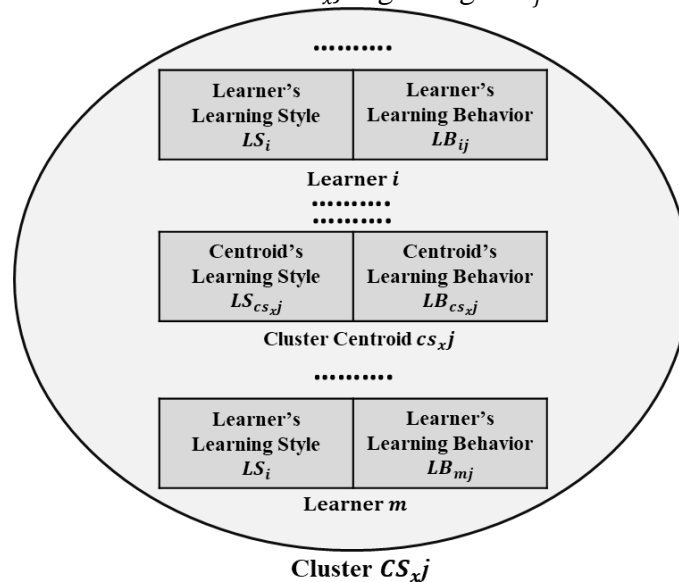


Figure 5: The learners in cluster CS_{xj} regarding OER_j

Let cs_{xj} be the centroid for cluster CS_{xj} regarding OER_j , having learning style LS_{cs_x} and learning behavior $LB_{cs_{xj}}$ as shown in (1):

$$cs_{xj} = \left\langle \frac{\sum_{i=1}^m (LS_i)}{m}, \frac{\sum_{i=1}^m (LB_{ij})}{m} \right\rangle \quad (1)$$

Where m is the total number of learners in cluster CS_{xj} and $1 \leq i \leq m$, k is the number of clusters, and $1 \leq x \leq k$, LS_i is the learning style for $learner_i$, whereas LB_{ij} is the learning behavior of $learner_i$ regarding OER_j respectively. Figure 5 shows a sample of cluster CS_{xj} for m learners regarding OER_j , in which each $learner_i$ is clustered by his/her learning style LS_i and learning behavior LB_{ij} . Let $dist_{LS}(learner_i, cs_{xj})$ be the distance measured between $learner_i$ and centroid cs_{xj} of cluster CS_{xj} regarding LO_j as shown in (2), based on the learning style LS_i clarified in (Y.Maher, S.Moussa, & E.Khalifa, 2020):

$$dist_{LS}(learner_i, cs_{xj}) = \sqrt{(P1_i - P1_{cs_{xj}})^2 + (P2_i - P2_{cs_{xj}})^2 + (P3_i - P3_{cs_{xj}})^2 + (P4_i - P4_{cs_{xj}})^2} \quad (2)$$

Where $P1_i$, $P2_i$, $P3_i$, and $P4_i$ are the pole values of the learning style's four dimensions for $learner_i$, and $P1_{cs_{xj}}$, $P2_{cs_{xj}}$, $P3_{cs_{xj}}$, and $P4_{cs_{xj}}$ are the pole values of the learning style's four dimensions for centroid cs_{xj} of cluster CS_{xj} regarding LO_j . Similarly, let $dist_{LB}(learner_i, cs_{xj})$ be the distance measured between $learner_i$ and centroid cs_{xj} of cluster CS_{xj} regarding the tracked behavior of $learner_i$ in LO_j as shown in (3), based on the learning behavior LB_{ij} clarified in (Y.Maher, S.Moussa, & E.Khalifa, 2020):

$$dist_{LB}(learner_i, cs_{xj}) = \sqrt{(FA_{ij} - FA_{cs_{xj}})^2 + (TT_{ij} - TT_{cs_{xj}})^2 + (WA_{ij} - WA_{cs_{xj}})^2} \quad (3)$$

Where FA_{ij} and $FA_{cs_{xj}}$ are the failed attempts, TT_{ij} and $TT_{cs_{xj}}$ are the total time taken, and WA_{ij} and $WA_{cs_{xj}}$ are the total number of wrong actions for $learner_i$ and centroid cs_{xj} of cluster CS_{xj} regarding LO_j respectively.

These similarity evaluations between $learner_i$ and the centroids of the k clusters for LO_j eventually result in one of the following three cases:

- Case 1: Both $dist_{LS}$ and $dist_{LB}$ of $learner_i$ regarding LO_j are close to the same cluster.
- Case 2: $dist_{LS}$ and $dist_{LB}$ of $learner_i$ regarding LO_j are not close to the same cluster.
- Case 3: $dist_{LS}$ of $learner_i$ is not close enough to any cluster.

According to the resulted case, a modification indicator MI_{LS_i} is assessed to identify whether a modification is required to the learning style of $learner_i$'s portfolio, presented by true or false. Algorithm 1 represents how $learner_i$ is clustered as per the different similarity evaluation cases and the resultant modification indicator MI_{LS_i} . If both $dist_{LS}$ and $dist_{LB}$ of $learner_i$ regarding LO_j are closer to the same cluster, this means that $learner_i$ has behaved in a way similar to that of similar previous learners regarding LO_j . Accordingly, $learner_i$ is added to their cluster, where no modification to the learning style of $learner_i$ is needed, represented as $MI_{LS_i} = \text{false}$. Case 2 reveals that $learner_i$ has behaved in a way similar to a different cluster than that representing $learner_i$'s learning style. Eventually, $learner_i$ should reside in one cluster, either in the cluster representing his/her learning style, or that representing his/her learning behavior regarding LO_j . This decision is made by calculating the differences $diff_{LS}$ and $diff_{LB}$ based on the distances $dist_{LS}$ and $dist_{LB}$ respectively of the candidate clusters and $learner_i$. This identifies whether it is closer to locate $learner_i$ in the cluster of similar learning behavior, or of similar learning style. Table 2 summarizes the scenarios for the resulted $diff_{LS}$ and $diff_{LB}$.

Algorithm 1Clustering $learner_i$ according to $dist_{LS}$ and $dist_{LB}$.

-
1. **Initialize** $diff_{LS}=0$, $diff_{LB}=0$, $stdDevLS=0$, $stdDevLB=0$
 2. **Initialize** $MI_{LS}_i = \text{false}$
 3. **Initialize** $LS_Threshold=1$, $LB_Threshold= \sqrt[2]{3}/2$

// a key-value pair indicating the cluster identity as the key and the value representing the minimum distance between the current learner' learning style and the nearest cluster
 4. **Initialize** $clusterOfLS = (\text{null}, LS_Threshold*2)$

// a key-value pair indicating the cluster identity as the key and the value representing the minimum distance between the current learner' learning behavior and the nearest cluster
 5. **Initialize** $clusterOfLB = (\text{null}, LB_Threshold*2)$

//loop for all clusters

//loop for all learners inside the current cluster x
 6. **for** $x = 1$ to k **do**
 7. **for** $i = 1$ to m **do**
 8. **if** $dist_{LS}(LS_i, LS_{cs_xj}) < \text{value of } clusterOfLS$ **then**
 9. Set $clusterOfLS = (CS_x, dist_{LS}(LS_i, LS_{cs_xj}))$

// update with the cluster identity having the shortest distance for the learning style similarity
 10. **if** $dist_{LB}(LB_i, LB_{cs_xj}) < \text{value of } clusterOfLB$ **then**

// update with the cluster identity having the shortest distance for the learning behavior similarity
 11. Set $clusterOfLB = (CS_x, dist_{LB}(LB_i, LB_{cs_xj}))$
 12. Normalize values of LB_{ij} and LB_{cs_xj}
 13. **end for**
 14. **end for**
 15. **if** value of $clusterOfLS \leq LS_Threshold$ AND value of $clusterOfLB \leq LB_Threshold$ **then**

// similarity will be accepted if it is below or equal to the threshold
 16. **if** key of $clusterOfLS = \text{key of } clusterOfLB$ **then**

//case 1
 17. {
 18. $MI_{LS}_i = \text{false}$

// no need to modify the current learner's LS
 19. add $learner_i$ to cluster key of $clusterOfLS$
 20. }
 21. **else if** key of $clusterOfLS \neq \text{key of } clusterOfLB$ **then**

//case 2
 22. {
 23. $diffLS = |dist_{LS}(LS_i, LS_{cs_{\text{key of } clusterOfLSj}}) - dist_{LS}(LS_i, LS_{cs_{\text{key of } clusterOfLBj}})|$
 24. $diffLB = |dist_{LB}(LB_i, LB_{cs_{\text{key of } clusterOfLSj}}) - dist_{LB}(LB_i, LB_{cs_{\text{key of } clusterOfLBj}})|$
 25. **if** $diffLS \leq diffLB$ **then** {

// Scenario 1 and 2
 26. add $learner_i$ to cluster key of $clusterOfLS$
 27. $MI_{LS}_i = \text{false}$ }

// the current learner's LS does not need modification
 28. **else** {

// Scenario 3

// modification required to the current learner's LS
 29. add $learner_i$ to cluster key of $clusterOfLB$
 30. $MI_{LS}_i = \text{true}$
 31. Adapt $learner_i$'s portfolio }
 32. **end if** }
 33. **else** {

//case 3

```

34.   $MI\_LS_i = \text{false}$  // no need to modify the current learner's
                                     LS
35.  create new cluster  $k + 1$ 
36.  add  $learner_i$  to cluster  $k + 1$  }
37.  end if

```

If $diff_LS$ is equal to or smaller than $diff_LB$ as in scenario 1 and 2 respectively, then the priority is to add $learner_i$ to the cluster representing his/her learning style in order to avoid unnecessary modification for the learning style. In scenario 3, $learner_i$ will be clustered into the cluster representing his/her learning behavior, indicating that the learning style associated with $learner_i$ does not accurately define that learner. This inaccurate association of learning style resulted that $learner_i$ was presented with a LO_j of a wrong learning style LS_j , in which her/his learning behavior was not the best performance. Accordingly, $learner_i$'s learning style will be modified to fit with the learning style of the designated cluster. When a modification to $learner_i$'s learning style is required ($MI_LS_i = \text{true}$), then both the learning styles of $learner_i$ and the centroid of the cluster - to which $learner_i$ will reside - are transferred to the Learning Recommendation and Adaptation sub-module.

Table 2. The clustering decision for the different resulted comparison scenarios

Scenario	$diff_LS$	$diff_LB$	Clustering Decision
1	Equal	Equal	$learner_i$ is clustered into the cluster representing his/her learning style
2	Smaller	Greater	
3	Greater	Smaller	$learner_i$ is clustered into the cluster representing his/her learning behavior

On the other hand, case 3 implies that $learner_i$ has a different learning style than that of all other enrolled learners. Accordingly, a new cluster is created for $learner_i$, having $MI_LS_i = \text{false}$. The case that $dist_LB$ of $learner_i$ is not close enough to any cluster is negligible, as it does not affect the action performed, since the resultant modification indicator mainly depends on the $dist_LS$ that is handled in all cases. However, regardless of the three cases, the learner will not be assigned to any cluster unless both $dist_LS$ and $dist_LB$ satisfy their thresholds, as shown in line 16 of Algorithm 1.

The clustering threshold for learning style $Threshold_LS$ is derived by substituting in the distance equation in (2) to calculate the maximum distance of learning style MX_dist_LS as shown in (4), assuming one party has the extreme learning style values of (1,1,1,1), and the other has the least learning style values of (0,0,0,0), whereas the minimum distance of learning style MN_dist_LS is calculated by assuming that both parties have learning style values of (1,1,1,1) as shown in (5). Accordingly, the clustering threshold $Threshold_LS$ is computed as the average value of (4) and (5), presented in (6):

$$MX_dist_LS = \sqrt[2]{(1-0)^2 + (1-0)^2 + (1-0)^2 + (1-0)^2} = 2 \quad (4)$$

$$MN_dist_LS = \sqrt[2]{(1-1)^2 + (1-1)^2 + (1-1)^2 + (1-1)^2} = 0 \quad (5)$$

$$Threshold_LS = \frac{MX_dist_LS + MN_dist_LS}{2} = 1 \quad (6)$$

Where MX_dist_LS and MN_dist_LS are the maximum and minimum calculated distance of learning style between two parties respectively. Therefore, $dist_LS$ must not exceed the threshold value

$Threshold_{LS} = 1$ as presented in (6), the learning style strictly ranges from 0 to 1. Unlike $dist_{LB}$ that has dynamic extremes, since the minimum and maximum learning behavior values MN_{LB} and MX_{LB} are pre-defined by the domain expert as discussed in (Y.Maher, S.Moussa, & E.Khalifa, 2020), which may vary as per LO_j . Thus, the learning behavior LB_{ij} of $learner_i$ for LO_j presented in (Y.Maher, S.Moussa, & E.Khalifa, 2020) should be normalized to range between 0 and 1 by applying the min-max normalization technique (Han et al., 2012). Let $MX_{dist_{LB}}$ and $MN_{dist_{LB}}$ be the maximum and minimum distance values for learning behavior as shown in (7) and (8) respectively. Let $Threshold_{LB}$ be the clustering threshold for learning behavior as shown in (9):

$$MX_{dist_{LB}} = \sqrt[2]{(1-0)^2 + (1-0)^2 + (1-0)^2} = \sqrt[2]{3} \quad (7)$$

$$MN_{dist_{LB}} = \sqrt[2]{(1-1)^2 + (1-1)^2 + (1-1)^2} = 0 \quad (8)$$

$$Threshold_{LB} = \frac{MX_{dist_{LB}} + MN_{dist_{LB}}}{2} = \frac{\sqrt[2]{3}}{2} \quad (9)$$

Where $MX_{dist_{LB}}$ and $MN_{dist_{LB}}$ are the maximum and minimum calculated distance of learning behavior between two parties respectively. Therefore, $dist_{LB}$ must not exceed the threshold value $Threshold_{LB} = \frac{\sqrt[2]{3}}{2}$ as presented in (9).

Example 1: Assume that there are two learners (Noah and Nancy) and three clusters (1, 2 and 3) for LO_{21} named "Addition of two numbers". The results after accomplishing LO_{21} are as follows:

- Learner name: Noah and ID: 1104, has $LS_{1104} = (0.7, 0.6, 0.3, 0.5)$ and $LB_{1104\ 21} = (4, 16, 21)$.
- Learner name: Nancy and ID: 2209, has $LS_{2209} = (0.2, 0.1, 0.7, 0.6)$ and $LB_{2209\ 21} = (3, 9, 20)$.
- Cluster CS_{121} has centroid cs_{121} with $LS_{cs_{121}} = (0.4, 0.1, 0.8, 0.5)$ and $LB_{cs_{121}} = (5, 10, 25)$.
- Cluster CS_{221} has centroid cs_{221} with $LS_{cs_{221}} = (0.6, 0.7, 0.2, 0.4)$ and $LB_{cs_{221}} = (3, 15, 18)$.
- Cluster CS_{321} has centroid cs_{321} with $LS_{cs_{321}} = (0.6, 0.9, 0.1, 0.3)$ and $LB_{cs_{321}} = (4, 13, 22)$.
- For LO_{21} , the pre-defined $MN_{LB_{21}}$ is (0,6,0), while $MX_{LB_{21}}$ is (10,20,30).

The distance-based approach is applied as shown in Algorithm 1 to cluster these learners. As a pre-processing step, the learning behaviors are normalized using the min-max normalization technique for all clusters and learners, where the results are as follows:

- $LB_{1104}' = (0.4, 0.714, 0.7)$.
- $LB_{2209}' = (0.3, 0.214, 0.667)$.
- $LB_{cs_{121}}' = (0.5, 0.286, 0.833)$.
- $LB_{cs_{221}}' = (0.3, 0.642, 0.6)$.
- $LB_{cs_{321}}' = (0.3, 0.286, 0.667)$.
- For LO_{21} , the pre-defined $MN_{LB_{21}}'$ is (0,0,0), while $MX_{LB_{21}}'$ is (1,1,1).

As for Noah, his $LB_{1104\ 21}$ and LS_{1104} are compared with those of the two clusters to find the least $dist_{LS}$ and $dist_{LB}$ presented in (2) and (3) as follows:

- Cluster 1: $dist_{LS}(learner_{1104}, cs_{121}) = 0.768$, $dist_{LB}(learner_{1104}, cs_{121}) = 0.46$.
- Cluster 2: $dist_{LS}(learner_{1104}, cs_{221}) = 0.2$, $dist_{LB}(learner_{1104}, cs_{221}) = 0.158$.
- Cluster 3: $dist_{LS}(learner_{1104}, cs_{321}) = 0.424$, $dist_{LB}(Learner_{1104}, cs_{321}) = 0.441$.

Observing the results, the least $dist_{LS}$ is 0.2 for cluster CS_{221} , setting $clusterOfLS = (2, 0.2)$. The least $dist_{LB}$ for LO_{21} is 0.158 for cluster CS_{221} , setting $clusterOfLB = (2, 0.158)$. Accordingly, the values of $dist_{LS}$ and $dist_{LB}$ residing in $clusterOfLS$ and $clusterOfLB$ are checked against their thresholds as

specified in (6) and (9) respectively. After confirming the validity of $dist_LS$ and $dist_LB$ for Noah, the least distances for $dist_LS$ and $dist_LB$ are of the same cluster. Thus, Noah satisfies case 1, to be clustered into cluster CS_{221} , where $MI_LS_{1104} = false$ to indicate that no change in his learning style is required.

Regarding Nancy, her $LB_{2209\ 21}$ and LS_{2209} are compared in a similar manner, where results are as follows:

- Cluster 1: $dist_LS(learner_{2209}, cs_121) = 0.245$, $dist_LB(learner_{2209}, cs_121) = 0.27$.
- Cluster 2: $dist_LS(learner_{2209}, cs_221) = 0.9$, $dist_LB(learner_{2209}, cs_221) = 0.434$.
- Cluster 3: $dist_LS(learner_{2209}, cs_321) = 1.118$, $dist_LB(Learner_{2209}, cs_321) = 0.071$.

Observing the results, the least $dist_LS$ is 0.245 for cluster CS_121 , setting $clusterOfLS = (1, 0.245)$. The least $dist_LB$ for LO_{21} is 0.071 for cluster CS_321 , setting $clusterOfLB = (3, 0.071)$. Accordingly, the values of $dist_LS$ and $dist_LB$ residing in $clusterOfLS$ and $clusterOfLB$ are checked against their thresholds as specified in (6) and (9) respectively. After confirming the validity of $dist_LS$ and $dist_LB$ for Nancy, the least distances for both $dist_LS$ and $dist_LB$ are of dissimilar clusters, which satisfies case 2. In this case, $diffLS$ and $diffLB$ are calculated by subtracting $dist_LS$ and $dist_LB$ of clusters CS_1 and CS_3 respectively. As a result, $diffLS = 0.873$ and $diffLB = 0.199$, revealing that $diffLB$ is smaller than $diffLS$ to indicate that it is convenient to reside Nancy in cluster CS_1 , having $MI_LS_{2209} = false$, where no change in her learning style is required.

Example II: Assume that there is another learner Sarah and two clusters (1 and 2). The results after accomplishing LO_{21} "Addition of two numbers" are as follows:

- Learner name: Sarah and ID: 0408, has $LS_{0408} = (0.2, 0.8, 0.1, 0.2)$ and $LB_{0408\ 21} = (1, 7, 3)$.
- Cluster CS_1 has centroid cs_1 with $LS_{cs_121} = (0.8, 0.2, 0.9, 1)$ and $LB_{cs_121} = (9, 18, 28)$.
- Cluster CS_2 has centroid cs_2 with $LS_{cs_221} = (0.7, 0.1, 1, 0.9)$ and $LB_{cs_221} = (8, 19, 27)$.
- For LO_{21} , the pre-defined MN_LB_{21} is $(0, 6, 0)$, while MX_LB_{21} is $(10, 20, 30)$.

The distance-based approach is applied to cluster this learner. As a pre-processing step, the learning behavior is normalized using the min-max normalization technique for all clusters. The new maximum and minimum are 1 and 0 respectively, resulting as follows:

- $LB_{040821}' = (0.1, 0.071, 0.1)$.
- $LB_{cs_121}' = (0.9, 0.858, 0.933)$.
- $LB_{cs_221}' = (0.8, 0.929, 0.9)$.
- For LO_{21} , the pre-defined MN_LB_{21}' is $(0, 0, 0)$, while MX_LB_{21}' is $(1, 1, 1)$.

Sarah's LS_{0408} and $LB_{0408\ 21}$ are compared to those of the two clusters to find the least $dist_LS$ and $dist_LB$ presented in (2) and (3) as follows:

- Cluster 1: $dist_LS(learner_{0408}, cs_121) = 1.414$, $dist_LB(learner_{0408}, cs_121) = 1.397$.
- Cluster 2: $dist_LS(learner_{0408}, cs_221) = 1.428$, $dist_LB(learner_{0408}, cs_221) = 1.366$.

Observing her results, the least $dist_LS$ is 1.414 of cluster CS_1 , setting $clusterOfLS = (1, 1.414)$. The least $dist_LB$ is 1.366 of cluster CS_2 , setting $clusterOfLB = (2, 1.366)$. Accordingly, the values of $dist_LS$ and $dist_LB$ residing in $clusterOfLS$ and $clusterOfLB$ are checked against their thresholds as specified in (9) and (9) respectively. After checking the validity of $dist_LS$ and $dist_LB$ for Sarah, the least distances for both $dist_LS$ and $dist_LB$ have crossed the threshold boundaries, i.e.; satisfying case 3. Therefore, Sarah is clustered into in a newly created cluster CS_3 , having $MI_LS_{0408} = false$ to indicate that no change in her learning style is required.

On the other hand, the domain expert may have accurately described the objectives of the LO, but failed to develop it as required, i.e. unclear goals that make the learner lost in the process, or a poor rewarding mechanism that discourages the learner to learn eagerly, etc. Therefore, the Learning Behavior & Feedback Monitor collects feedback about the developed LO to determine if it has a problem. The exact problem should be precisely determined to recommend to the domain expert the required modification(s). Thus, the Course and LO Analyzer evaluates the LO using two main factors as presented earlier in Table 2: (i) the current *learner_i*'s feedback FB_{ij} and FB_{ic} stored in the Learning Behavior and Feedback repository, and (ii) the accumulated feedbacks FB_j and FB_c for each accomplished LO and its course respectively, which are stored in the Course and LOs Metadata repository. Let $\overline{FB_j}$ and $\overline{FB_c}$ be the overall accumulated feedback of LO_j and $course_c$ respectively, associated with their metadata in the Course and LOs Metadata repository. FB_j represents the LO rating score, whereas FB_c represents the course rating score as shown below in (10) and (11):

$$FB_j = \langle \overline{RM_j}, \overline{DL_j}, \overline{GC_j}, \overline{AC_j} \rangle \quad (10)$$

$$FB_c = \langle \overline{FS_c} \rangle \quad (11)$$

Where $\overline{RM_j}, \overline{DL_j}, \overline{GC_j}, \overline{AC_j}$ are the mean values of feedback for all enrolled learners who have accomplished LO_j for the rewarding mechanism, difficulty level, goal clarity, and assets combination of LO_j respectively. $\overline{FS_c}$ is the mean value of feedback for all learners enrolled in $course_c$ concerning its fictional story and have accomplished LO_j . Since the feedback values ranging from 0 to 2 indicate a positive feedback, while value 3 indicates a negative feedback, accordingly, if the mean value for any principle is between 0 and 2, then this principle will not encounter any modification, having its modification indicator $MI_{LO_j} = \text{false}$, while any score between 2.1 and 3 will set $MI_{LO_j} = \text{true}$, in which LO_j is triggered in the Learning Recommendation and Adaptation sub-module to modify the negatively-feedbacked principles. However, the feedbacks FB_{ij} and FB_{ic} of the current *learner_i* concerning LO_j and $course_c$ will not be considered into the accumulated feedbacks FB_j of LO_j and FB_c of $course_c$ unless the modification indicator of learning style for *learner_i* MI_{LS_i} is checked. If MI_{LS_i} is false, this means that the *learner_i*'s learning style needs no modification and that the represented LO_j is a correct match. Thus, FB_{ij} and FB_{ic} will be accumulated into FB_j and FB_c respectively. Otherwise, if MI_{LS_i} is true, this means that the *learner_i*'s learning style did not correctly define that learner, which led to an incorrect selection for LO_j . Thus, the feedback of *learner_i* will be ignored.

5. Conclusion and Future Work

In this paper, a learning preferences adaptation model is proposed based on the Personalized Adaptive Gamified E-learning (PAGE) model to enrich learning analytics. The PAGE model's survey was discussed in detail, creating a platform that combines generic course design facilities along with the adaptation, gamification, and personalized learning experience. The discussed survey results show that adaptation was a promising concept related to learning process success, urging to propose a learning preference adaptation. The proposed learning preferences adaptation model applied k-means clustering to help adapt the learner's learning preferences based on the similarity of tracked behaviour and preferences between learners. This proposed model satisfies the research gap question, in terms of merging the learning style-based adaptation and gamification concepts into a domain-independent e-learning system that follows the instructional design steps of traditional classroom education, as well as supporting the supervision of parent/direct instructor as in blended learning, while allowing precise learning analytics. As for the future work, the potential for further analytics can be extended based on the PAGE model. This includes content adaptation and OER selection adaptation. Another direction would be the adaptation for the gamification aspect, where the game elements may be adapted according to learner's preferences with respect to the nature of the course. Moreover, collaborative learning may be investigated to be integrated with the PAGE model.

References

- Akbulut, Y., & Cardak, C. S. (2012). Adaptive educational hypermedia accommodating learning styles: A content analysis of publications from 2000 to 2011. *Computers and Education*, 58(2), 835–842. <https://doi.org/10.1016/j.compedu.2011.10.008>
- Almohammadi, k., hagrass, h., alghazzawi, d., & aldabbagh, g. (2017). A survey of artificial intelligence techniques employed for adaptive educational systems within e-learning, 7(1), 47–64.
- Amin, A. E. (2019). An Intelligent Synchronous E-Learning Management System Based on Multi-Agents of Linked Data, Ontology, and Semantic Service. *International Journal of Intelligent Computing and Information Sciences*, 19(1), 25-37.
- Amin, A. E. (2019). Building Intelligent Semantic Educational System (ISES) Based on Ontology and Semantic Web Mining. *International Journal of Intelligent Computing and Information Sciences*, 19(1), 38-49.
- Anouar Tadlaoui, M., Aammou, S., Khaldi, M., & Novaes Carvalho, R. (2016). Learner Modeling in Adaptive Educational Systems: A Comparative Study. *International Journal of Modern Education and Computer Science*, 8(3), 1–10. <https://doi.org/10.5815/ijmecs.2016.03.01>
- Asarta, C. J., & Schmidt, J. R. (2017). Comparing student performance in blended and traditional courses: Does prior academic achievement matter? *Internet and Higher Education*, 32, 29–38. <https://doi.org/10.1016/j.iheduc.2016.08.002>
- Boelens, R., Voet, M., & Wever, B. De. (2018). SC. *Computers & Education*. <https://doi.org/10.1016/j.compedu.2018.02.009>
- Chen, X., Breslow, L., & Deboer, J. (2018). *Computers & Education* Analyzing productive learning behaviors for students using immediate corrective feedback in a blended learning environment. *Computers & Education*, 117(September 2017), 59–74. <https://doi.org/10.1016/j.compedu.2017.09.013>
- Clark-gordon, C. V, David, N., Hadden, A. A., & Frisby, B. N. (2019). *Computers & Education* College instructors and the digital red pen : An exploratory study of factors influencing the adoption and non-adoption of digital written feedback technologies. *Computers & Education*, 128(October 2018), 414–426. <https://doi.org/10.1016/j.compedu.2018.10.002>
- Daradoumis, T., Manuel, J., Puig, M., Arguedas, M., & Calvet, L. (2019). *Computers & Education* Analyzing students ' perceptions to improve the design of an automated assessment tool in online distributed programming. *Computers & Education*, 128(May 2018), 159–170. <https://doi.org/10.1016/j.compedu.2018.09.021>
- Dominic, M., Britto, A. X., & Francis, S. (2015). A Framework to Formulate Adaptivity for Adaptive e-Learning System Using User Response Theory. *International Journal of Modern Education and Computer Science*, 7(1), 23–30. <https://doi.org/http://dx.doi.org/10.5815/ijmecs.2015.01.04>
- Elabnody, M., Fouad, M., Maghraby, F., & Hegazy, A. (2017). Framework for gamification based E-learning systems for higher education in Egypt. *International Journal of Intelligent Computing and Information Sciences*, 17(3), 85-97.
- Erhel, S., & Jamet, E. (2013). *Computers & Education* Digital game-based learning : Impact of instructions and feedback on motivation and learning effectiveness. *Computers & Education*, 67, 156–167. <https://doi.org/10.1016/j.compedu.2013.02.019>
- Erkens, M., & Bodemer, D. (2019). *Computers & Education* Improving collaborative learning : Guiding knowledge exchange through the provision of information about learning partners and learning contents. *Computers & Education*, 128(October 2018), 452–472. <https://doi.org/10.1016/j.compedu.2018.10.009>
- Huizenga, J., Admiraal, W., Akkerman, S., & Ten Dam, G. (2009). Mobile game-based learning in secondary education: engagement, motivation and learning in a mobile city game: Original article.

- Journal of Computer Assisted Learning, 25(4), 332–344. <https://doi.org/10.1111/j.1365-2729.2009.00316.x>
- Hussain, S. Y. S., Tan, W. H., & Idris, M. Z. (2014). Digital Game-Based Learning For Remedial Mathematics Students: A New Teaching And Learning Approach In Malaysia. *International Journal of Multimedia and Ubiquitous Engineering (IJMUE)*, 9(11), 325–338. <https://doi.org/10.3850/978-981-09-0463-0>
- Hwang, G.-J., Sung, H.-Y., Hung, C.-M., Huang, I., & Tsai, C.-C. (2012). Development of a personalized educational computer game based on students' learning styles. *Educational Technology Research and Development*, 60(4), 623–638. <https://doi.org/10.1007/s11423-012-9241-x>
- Hwang, G. J., Wu, P. H., & Chen, C. C. (2012). An online game approach for improving students' learning performance in web-based problem-solving activities. *Computers and Education*, 59(4), 1246–1256. <https://doi.org/10.1016/j.compedu.2012.05.009>
- Jumaa, Y. M., Moussa, S. M., & Khalifa, M. E. (2017). The Main Aspects of Adaptive Educational Games for Normal and Disabled / Disordered Learners : A Comprehensive Study, (ICICIS), 348–355.
- Jung, E., Kim, D., Yoon, M., Park, S., & Oakley, B. (2019). Computers & Education The influence of instructional design on learner control , sense of achievement , and perceived effectiveness in a supersize MOOC course. *Computers & Education*, 128(July 2018), 377–388. <https://doi.org/10.1016/j.compedu.2018.10.001>
- Kyewski, E., & Krämer, N. C. (2018). Computers & Education To gamify or not to gamify? An experimental field study of the influence of badges on motivation , activity , and performance in an online learning course. *Computers & Education*, 118(April 2017), 25–37. <https://doi.org/10.1016/j.compedu.2017.11.006>.
- Maher, Y., Moussa, S. M. and Khalifa, M. E. Learners on Focus: Visualizing Analytics through an Integrated Model for Learning Analytics in Adaptive Gamified E- Learning. *IEEE Access*, Oct 2020, Print ISSN: 2169-3536, Online ISSN:2169-3536, DOI: 10.1109/ACCESS.2020.3034284.
- Owston, R., & York, D. N. (2018). The nagging question when designing blended courses: Does the proportion of time devoted to online activities matter? *Internet and Higher Education*, 36(September 2017), 22–32. <https://doi.org/10.1016/j.iheduc.2017.09.001>
- Petri, G., & Wangenheim, C. G. Von. (2017). How games for computing education are evaluated? A systematic literature review. *Computers & Education*. <https://doi.org/10.1016/j.compedu.2017.01.004>
- Phobun, P., & Vicheanpanya, J. (2010). Adaptive intelligent tutoring systems for e-learning systems. *Procedia - Social and Behavioral Sciences*, 2(2), 4064–4069. <https://doi.org/10.1016/j.sbspro.2010.03.641>
- Shabana, B. T. (2019). GIS Utilization for Strategic Planning Service Delivery Based on Service: Location, Time, And Type; A Case Study: 1st Primary Schools' Strategic Planning in Mansoura City. *International Journal of Intelligent Computing and Information Sciences*, 19(2), 13-24.
- Simões, J., Redondo, R. D., & Vilas, A. F. (2013). A social gamification framework for a K-6 learning platform. *Computers in Human Behavior*, 29(2), 345–353. <https://doi.org/10.1016/j.chb.2012.06.007>
- Soflano, M., Connolly, T. M., & Hainey, T. (2015). An application of adaptive games-based learning based on learning style to teach SQL. *Computers and Education*, 86, 192–211. <https://doi.org/10.1016/j.compedu.2015.03.015>
- Tsai, F. H., Tsai, C. C., & Lin, K. Y. (2015). The evaluation of different gaming modes and feedback types on game-based formative assessment in an online learning environment. *Computers and Education*, 81, 259–269. <https://doi.org/10.1016/j.compedu.2014.10.013>
- Tseng, J., Cheng, Y., & Yeh, H. (2019). Computers & Education How pre-service English teachers enact TPACK in the context of web-conferencing teaching : A design thinking approach. *Computers & Education*, 128(June 2018), 171–182. <https://doi.org/10.1016/j.compedu.2018.09.022>

Wang, S. L., & Wu, C. Y. (2011). Application of context-aware and personalized recommendation to implement an adaptive ubiquitous learning system. *Expert Systems with Applications*, 38(9), 10831–10838. <https://doi.org/10.1016/j.eswa.2011.02.083>

Yang, Y. T. C. (2012). Building virtual cities, inspiring intelligent citizens: Digital games for developing students' problem solving and learning motivation. *Computers and Education*, 59(2), 365–377. <https://doi.org/10.1016/j.compedu.2012.01.012>

Yip, J., Wong, S., Yick, K., Chan, K., & Wong, K. (2019). Computers & Education Improving quality of teaching and learning in classes by using augmented reality video. *Computers & Education*, 128 (April 2018), 88–101. <https://doi.org/10.1016/j.compedu.2018.09.01s>