



BioBacta



Journal of Bioscience and Applied Research

www.jbaar.org



## A Heavy Metal Exposure Risk assessment Model to Migratory Birds and Human in Burullus Lake, Egypt.

Basma M. Sheta<sup>1</sup>, Muhammad A. El-Alfy<sup>2</sup>, and Hazem T. Abd El-Hamid<sup>2</sup>

<sup>1</sup> Zoology Department, Faculty of Science, Damietta University, PO Box 819, 34517 New Damietta, Damietta, Egypt.

<sup>2</sup> Marine pollution Department, National Institute of Oceanography and Fisheries, Alexandria, Egypt.

\*Corresponding author. E-mail address: [basmatheta@du.edu.eg](mailto:basmatheta@du.edu.eg)

DOI: 10.21608/JBAAR.2019.138652

### Abstract:

Studying migratory birds wintering stopover areas has a global concern. The contamination of heavy metals is one of the serious threats to birds in the wetland ecosystem. In the present study, heavy metal exposure risk to birds in Burullus Lake was assessed. The concentrations of Cr, Ni, Pb, Cd, and Co in water, plant, and fish were determined in 10 bird habitats. A heavy metals' exposure risk assessment model to migratory birds in Burullus Lake had been done. It showed that small waders, represented by dunlin, are exposed to higher doses and risk than the waterfowls, represented by mallard. Evaluation of this risk to migratory birds could not be done using water exposure doses only, but food exposure including plant and fish must be included. It is a priority to perform more efforts to reduce serious contamination with Co and Ni. The risk for fish feeders can be summarized according to the following order: Co > Ni > Cd > Pb > Cr, while the risk for plant feeders is: Co > Ni > Cr > Cd > Pb. The health risk of heavy metal exposures was calculated using Target Hazard Quotient (THQ) and Hazard index (HI). Results showed that THQs for all metals were below the standard (<1), while HI values were lower than one except for Co and Cd. HI for these two metals are considered an appreciable hazard risk to human health. Therefore, it is recommended to analyze the heavy metal risk on a temporal basis.

**Keywords:** Birds, heavy metals, Ramsar, Burullus, Egypt.

Received date: February 15, 2019. Accepted: April 18, 2019, Published: April 21, 2019

## Introduction:

Wetlands are considered as one of the most important ecosystem components that provide the essential requirement for livelihood, especially for birds and humans. One of the major consequences of anthropogenic activities is the pollution of wetlands ecosystem especially contamination of heavy metals (Sayadi *et al.*, 2010). Bioaccumulation and biomagnification of heavy metal can be achieved via the food chain through inhalation, ingestion, and skin contact (Yi *et al.*, 2011; Tang *et al.*, 2013). Continuous exposure to heavy metals can lead to severe physiological disorders, change in behavior (Scheuhammer, 1987), affect the reproductive process and reduce the fitness (Jackson *et al.*, 2011), which can lead to a decline in population size. It has been proved that contamination with chromium (Cr), lead (Pb), or cadmium (Cd) causes embryonic development disorder in a mallard duck (Kertész *et al.*, 2006).

Examination of migrant's wintering stopover areas, especially wetlands, currently has a global concern (Cui *et al.*, 2011; Salamat *et al.*, 2014). From an ecotoxicological point of view, determination of heavy metal exposure risk to migratory birds can provide information about overall habitat health (Dauwe *et al.*, 2002; Lodenius and Solonen, 2013). The wide range of bird activities and mobility leads to heavy metal transfer from one place to another through feces (Liang *et al.*, 2015). Feces can deposit heavy metals at a high level than food items (Morrissey *et al.*, 2005). Little research has been done on heavy metal exposure risk to migratory birds in wetlands.

Past studies have shown remarkable heavy metal pollution in Burullus Lake (Chen *et al.*, 2010; Khalil and El-Gharabawy, 2016; El-Badry and Khalifa

2017, El-Badry and El-Kammar, 2018; Shaheen *et al.*, 2019). However, there is still data deficiency on heavy metal exposure risk to migrants in this important wintering habitat. This study was conducted to assess the exposure risk of heavy metal to migratory birds through a food chain in a Ramsar site and one of the globally important bird areas that are located in Egypt: Burullus Lake. An integrated risk model has been performed to evaluate heavy metal exposure to migratory birds in a wetland ecosystem, considering water and food items like plants and fishes as exposure routes. This study gives a reliable and measurable tool for heavy metal exposure risk determination to migratory birds, avoiding injury of birds using the traditional methods of egg or feathers collection, especially for rare species that are hard to capture.

In this study, the prediction of heavy metal exposure risk to migratory birds in Burullus Lake was conducted. Mallard duck (*Anas platyrhynchos*), a representative for plant feeder and waterfowl group, and Dunlin (*Calidris alpina*), a representative for fish feeder and small waders group, were chosen for this model in the present study. Also, human health risks of heavy metals in tilapia fish were assessed and the non-carcinogenic and carcinogenic health risks to adults associated with eating fish were calculated.

## Material and Methods:

### 1. Study Area

Burullus Lake, in the central part of Nile Delta between the two arms of Nile branches, with approximate coordinates of 31° 33' 0.379" N; 31° 6' 2.212" E and 31° 25' 38.233" N; 30° 34' 0.137" E (Fig. 1). It is connected with the Mediterranean Sea via Boughaz El-Burullus at its northeastern side. The total area is nearly 460 km<sup>2</sup>, the water area represent

370 km<sup>2</sup> (Hereher *et al.*, 2010) and the remaining area includes several islands inside the lake dominated mainly with reedbeds (*Phragmites australis*) which act as the main habitat for both migratory and resident birds, especially the songbirds and waterbirds. The lake is 13 km in width and 53km long and the water depth varies from 0.5 to 2.5 m (Frihy and Dewidar, 1993). After Manzala Lake, Burullus Lake is

considered the second-largest Nile Delta Lake. It is declared as a Ramsar site and is an Important Bird Area (IBA) (Sayoud *et al.*, 2017). Delta lakes, including Burullus Lake, are located in the African-Eurasian flyway migration route and are considered as an important stopover and wintering habitats for migratory birds, especially waterbirds (Meininger and Atta, 1994; Green *et al.*, 2002).

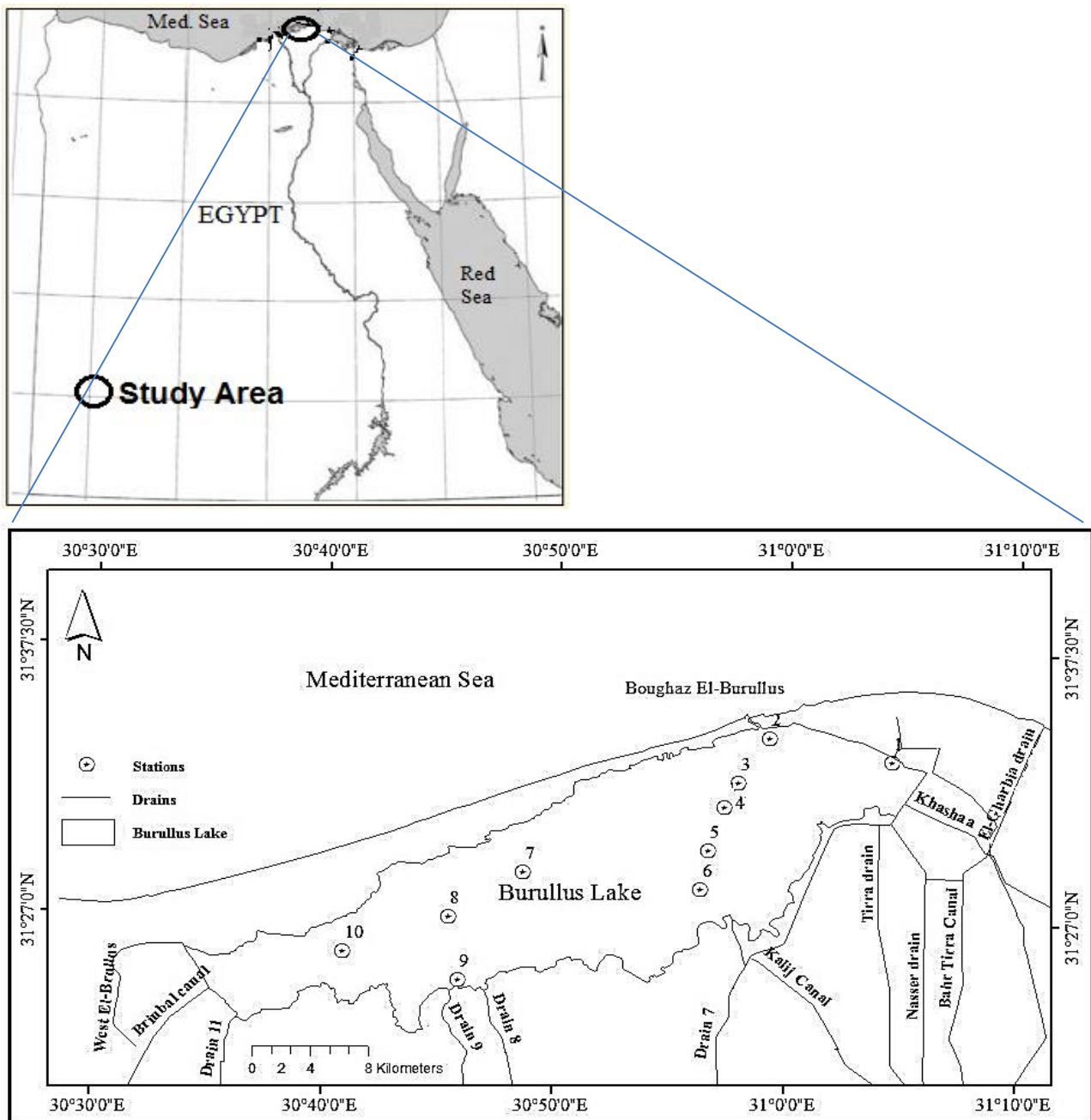


Fig (1): Studied site location at Burullus lake.

## 2. Sample collection and analysis

Water, fish, and plant samples have been collected from geo-referenced 10 main migratory habitats, mainly dominated by migratory birds (Fig. 1) in February 2017. Water samples were collected in 1L bottles, then acidified with 1 mL HNO<sub>3</sub> and stored at 4°C. Fish and plant samples have been collected from each site and stored for further analysis of their metal content.

### 2.1. Water

A volume of 750 ml of filtered water samples using 0.45 um membrane filters were used in the extraction process of heavy metals in water. Solvents used in the experiment of extraction are ammonium pyrrolidine di-thiocarbamate (APDC) and methyl isobutyl ketone (MIBK). Water samples were pre-concentrated with APDC-MIBK extraction procedure as described by standard methods (APHA, 1989).

### 2.2. Plant

A known dry weight in grams of plant samples was added to Teflon beakers and digested with HNO<sub>3</sub>/H<sub>2</sub>O<sub>2</sub> (3:1 v/v) at a high temperature until the evolution of nitrous gas had stopped and the digest became quite clear. The digests were diluted with distilled water up to a known volume (Allen et al., 1974).

### 2.3. Fish

Fish samples were homogenized, then 1g was weighed and transferred to 50 mL conical flasks. For digestion, samples were soaked overnight in a mixture of 10 ml (HNO<sub>3</sub>/HClO<sub>4</sub>, 9:1) and then digested at high temperatures. After digestion, samples were diluted to 50 mL with deionized water

and the solutions were filtered using filter paper (Türkmen and Ciminli, 2007).

The concentrations of Cr, Ni, Pb, Cd, and Co in water, plant, and fish were determined by the Flame Atomic Absorption Spectrophotometer. Samples were measured in duplicates; blank and standard samples were analyzed for all samples. The results were expressed as µg L<sup>-1</sup> for water and mg kg<sup>-1</sup> for plants and fish.

## 3. Integrated exposure risk model calculation for migratory birds.

The exposure model risk model was calculated according to (Liu et al., 2015). This model is based on contamination exposure via oral ingestion from the surrounding environment. The heavy metal risk to migratory birds was calculated as follows:

### 3.1. Food consumption rate ( $I_{df}$ )

$$I_{df} = 0.648 * BW^{0.651}$$

Food is either plant or fish, BW: is the bodyweight which is 2000g for Mallard and 60g for dunlin.

### 3.2. Water consumption rate ( $I_w$ )

$$I_w = 59 * BW^{0.67}$$

### 3.3. Oral exposure dose ( $E_j$ )

$E_j$  is the oral exposure dose of heavy metal (j) (mg kg<sup>-1</sup>); m is the number of absorbing medium (for example food, water, or soil);  $I_i$  is the absorptivity of medium (i) (g<sup>-1</sup> or mL<sup>-1</sup>); and  $C_{ij}$  is Concentration of metal (j) in medium (i) (mg kg<sup>-1</sup> or mg L<sup>-1</sup>).

$$E_j = \sum_{i=1}^n (I_i * C_{ij}) / BW$$

#### 4. Health risk assessment of heavy metals for Human

The health risk is associated with the consumption of the samples analyzed in this study. Values were assessed based on the estimated daily intake (EDI), Target hazard quotient (THQ), and carcinogenic risk (CR) of the heavy metals by using the equations stated below (Zhong, et al., 2018):

##### 4.1. Estimated Daily Intake (EDI)

EDI of heavy metals is based on both fish concentration of metals and an average consumption of the fish samples. EDI is calculated according to the following equation:

$$EDI = \frac{\text{the concentration of metals} \times \text{Daily intake}}{\text{Average Bodyweight}}$$

Where: EDI is the Estimated Daily Intake; Average daily fish intake is 0.102 mg/Kg/day and average body weight is 60 kg; (Zhong *et al.*, 2018).

##### 4.2. Target hazard quotient

Target Hazard Quotient (THQ) is used to identify the risk of non-carcinogenic effects. It is assumed by dividing exposure to reference oral dose (RfD<sub>ing</sub>). If the ratio is lower than one, it indicates the absence of mental health risk on the exposed population. if the ratio is equal to or more than one, exposed populations are prone to experience health risks.

THQ was calculated based on the equation below:

$$THQ = \frac{\text{the concentration of metals} \times \text{Daily intake}}{\text{RfD}_{ing} \times \text{Average Bodyweight}}$$

Where: THQ is target hazard quotient; RfD<sub>ing</sub> is reference oral dose; Average body weight is 70 kg; Average daily fish intake is 0.102 mg/Kg/day (Zhong *et al.*, 2018).

##### 4.3. Hazard index (HI)

A total HI was employed by summing calculated THQ values of heavy metals as follows:

$$HI = \sum_{i=1}^n THQ$$

##### 4.4. Carcinogenic Risk (CR)

This factor generally assesses cancer risk associated with the consumption of toxic substances. The carcinogenic factor is a function of the estimated daily intake and ingestion cancer slope factor (CSF<sub>ing</sub>). The Ingestion Cancer Slope Factors evaluate the probability of an individual developing cancer from oral exposure to contaminants levels over a lifetime. Ingestion cancer slope factors are expressed in units of (mg/kg/day)<sup>-1</sup>. The lifetime probability of contracting cancer due to exposure to site-related chemicals is calculated as follows:

$$CR = EDI \times CSF_{ing}$$

Where: CR is a carcinogenic risk; EDI is the Estimated Daily Intake of each heavy metal (mg/kg/day); CSF<sub>ing</sub> is the ingestion Cancer Slope Factor (mg/kg/day)<sup>-1</sup>.

The standards used for these calculations are as shown in (Table 1). According to USEPA standards, 10<sup>-6</sup> to 10<sup>-4</sup> represent a range of permissible predicted lifetime risks for carcinogens. The risk associated with the carcinogenic effect of target metal is expressed as the excess probability of contracting cancer over a lifetime of 70 years (Zhong *et al.*, 2018).

## Results and Discussion

### 1. Heavy metal concentrations

The average concentrations of Cr, Ni, Pb, Cd, and Co in water, plant, and fish are represented in (Table 2). They take the following orders; Co>Ni>Cr>Pb>Cd, Co>Ni>Cr>Cd>Pb and Co>Ni>Cd>Pb>Cr for water, plant and fish, respectively.

**Table (1): Toxicological characteristics of heavy metals in fish.**

Metals	RfD <sub>ing</sub> (mg/Kg/person/day)	CSF <sub>ing</sub> (mg/Kg/day)
Cr	1.5	0.5
Cd	0.001	0.38
Pb	0.0035	0.0085
Ni	0.02	1.7
Co	0.02	-

**Table (2): Average concentrations of heavy metals in water, plant, and fish in Burullus Lake. “dw: dry weight”.**

	Water (ug L <sup>-1</sup> )	Plant (mg kg <sup>-1</sup> , dw)	Fish (mg kg <sup>-1</sup> , dw)
Cd	1.56±0.15	2.62±0.82	6.67±27.2
Ni	73.32±27.29	9.58±3.89	15.60±6.25
Co	106.46±29.02	17.65±4.38	44.06±11.06
Cr	4.1±1.69	4.35±1.27	4.94±0.78
Pb	2.69±0.24	1.71±0.65	6.59±2.06

**2. Heavy metal exposure doses to migratory birds**

The estimated exposure doses of Cr, Ni, Pb, Cd, and Co for Mallard and Dunlin have been calculated (Fig 2). Dunlin demonstrated higher exposure doses than a mallard. This result matched that of Liu *et al.* (2015), who concluded that the lighter the bird, the higher is the exposure risk. This was explained by Suter (2011) who found that oral exposure by small animals is higher than that of large animals due to their higher metabolic rate. Also, Fig. 2 shows that feeding on fish and plants had a remarkable

accumulative effect on the exposure dose of migratory birds than if they were exposed to water only. So, evaluation of migratory birds' exposure risk cannot be done without evaluating the food items (fish and plant), and measuring heavy metals in water only cannot indicate the real situation. Control of heavy metals in Burullus Lake should be taken into consideration in future strategic plans to conserve waders, waterfowl's bird groups, and all other water birds in this place.

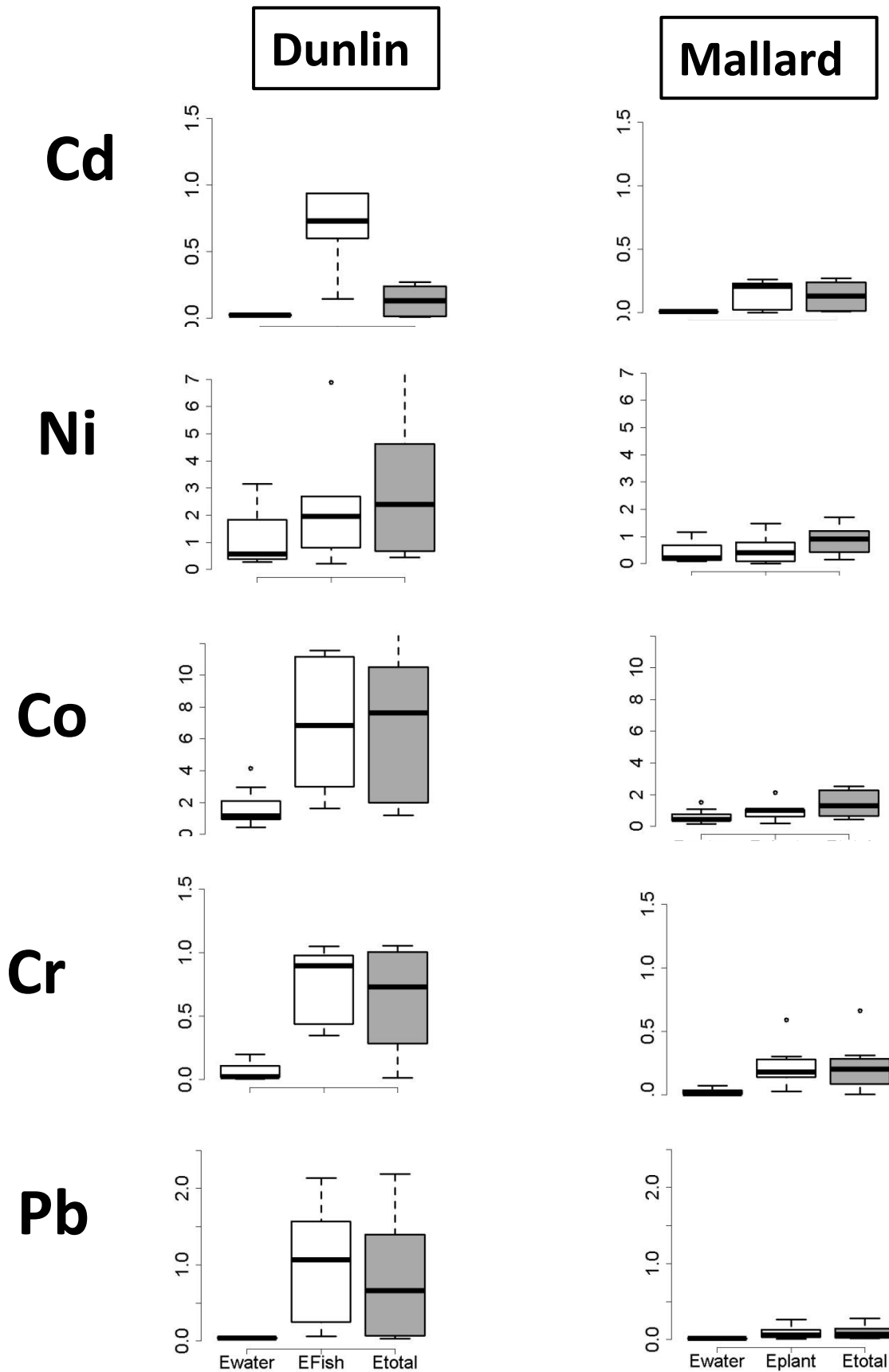


Fig (2): Water, plant, fish and total exposure doses of heavy metals to Dunlin and Mallard .  
 Efish: exposure dose by feeding on fish ; Eplant: exposure dose by feeding on plant; Etotal: exposure dose by both food and water.

### 3. Health risk assessment for Human

Heavy metals are considered the most important constituents of pollution from the environment due to toxicity and accumulation by organisms. The accumulation of these heavy metals in fish may represent a health risk, especially for populations with high consumption rates (Liao and Ling, 2003). Therefore estimated daily intake or 'tolerable intake' is widely used to describe 'safe' levels of intake of heavy metals. The estimated daily intakes (EDI) of heavy metals through consumption of Nile tilapia from Burullus Lake are shown in (Fig.3).

The trend of heavy metals EDI in all the samples can be arranged as  $Co > Ni > Pb > Cr > Cd$ . The EDI value is very much below the tolerable daily intake level ( $1.5 \text{ mg kg}^{-1} \text{ BW/day}$ ) established by USEPA (2016) and FAO/WHO.

The EDI values are in agreement with that of Rahman *et al.* (2012) who reported that the daily intake in (mg/day/person) of metals Pb, Cd, and Cr from fish in Bangshi River in Bangladesh is: 0.0203, 0.0013, and 0.0049, respectively. Taweel *et al.* (2013) recorded the daily intake of Cu, Pb and as for tilapia fish in Cempaka Lake (Bangi, Malaysia) as 4.55, 1.20, and  $0.45 \mu\text{g g}^{-1}/\text{bw/day}$ , respectively.

Our results indicate that there is no potential health risk for people who have a high consumption rate.

The estimated Target Hazard Quotient (THQ) of heavy metals through the consumption of Nile tilapia collected from Burullus Lake are shown in (Fig. 4). The THQs for all metals are below the standard THQ ( $<1$ ), while HI values are lower than one may except for Co and Cd. HI for these two metals are considered as an appreciable hazard risk to human health.

Nevertheless, this needs to be further examined in future studies.

A THQ below 1 means the exposed population is unlikely to experience obvious adverse effects; whereas a THQ above 1 means that there is a chance of carcinogenic effects, with an increasing probability as the value increases (Saha and Zaman, 2012).

THQ of all metals was less than 1, suggesting that people would not experience significant health risks from the intake of individual metals through consumption. However, Pb may be considered as one of the health risk contributors (Fig. 5). When the hazard index exceeds 1.0, there is a concern for potential health effects (Huang *et al.*, 2008) as exposure to more than one contaminant may produce an additive effect on the consumer.

### Conclusion and recommendations

Measuring the metal content in two principal species like birds and fishes is important for the conservation of biodiversity. Also identifying the risk and calculating the adverse impact either "non or carcinogenic" may have an impact on stakeholders in aiding the conservation of the people's health. Based on the results, HI values are lower than one except for Co and Cd. These levels might be due to a lack of anthropogenic inputs as there is no industrial activity around the lake.

Different exposure factors and risk analysis identify also the most contaminant in different biotic and abiotic components in the lake. This may aid in the management of this contaminant in further future solutions.



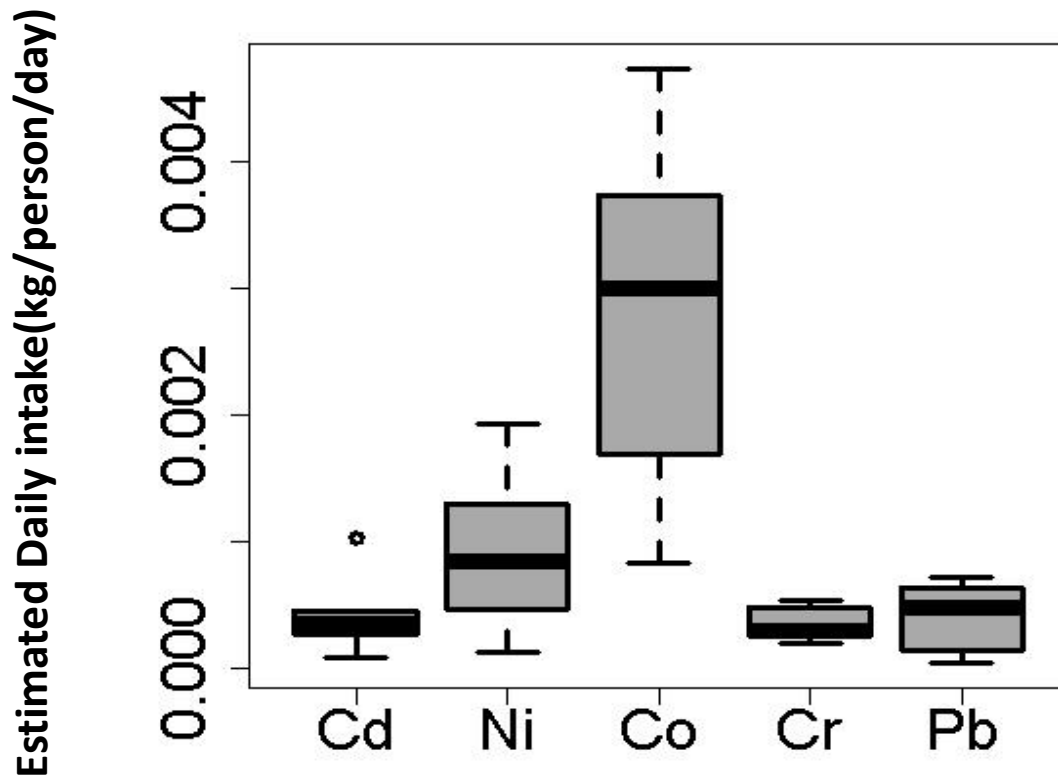


Fig (3): Estimated Daily Intake (EDI) (kg/person/day) of heavy metals through consumption of Nile *Tilapia* from Burullus Lake.

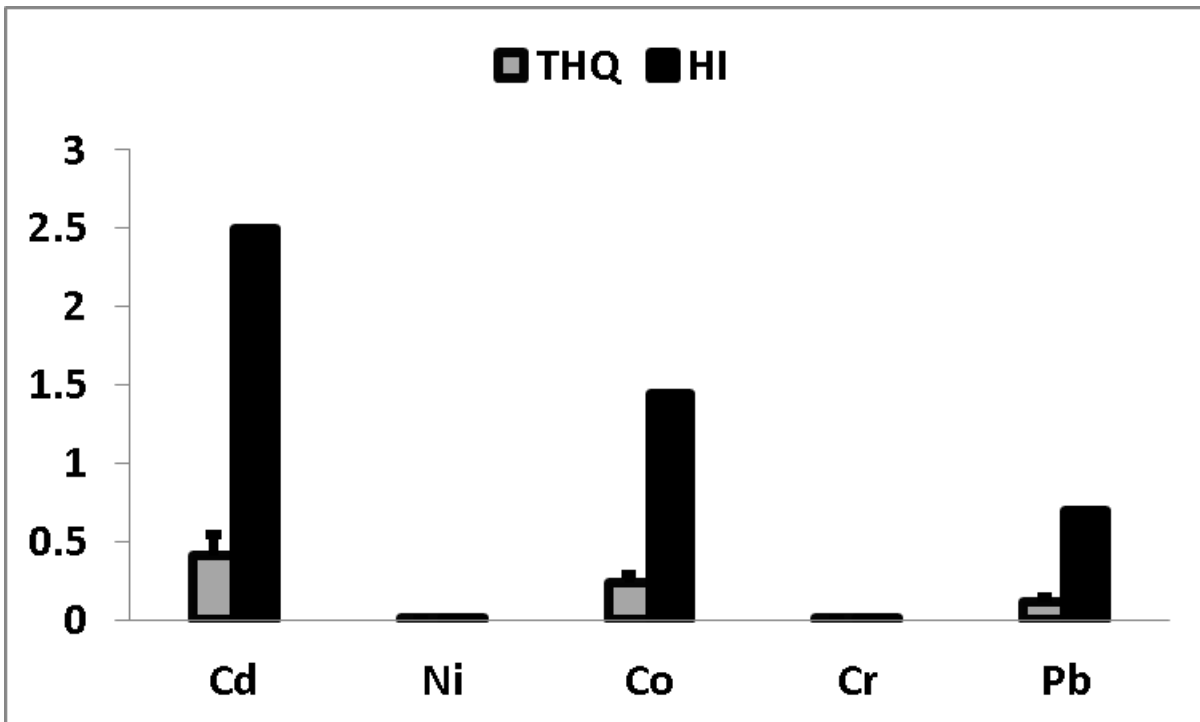


Fig (4): Target Hazard Quotients (THQ) and hazard index (HI) of heavy metals through consumption of Nile *Tilapia* from Burullus Lake.

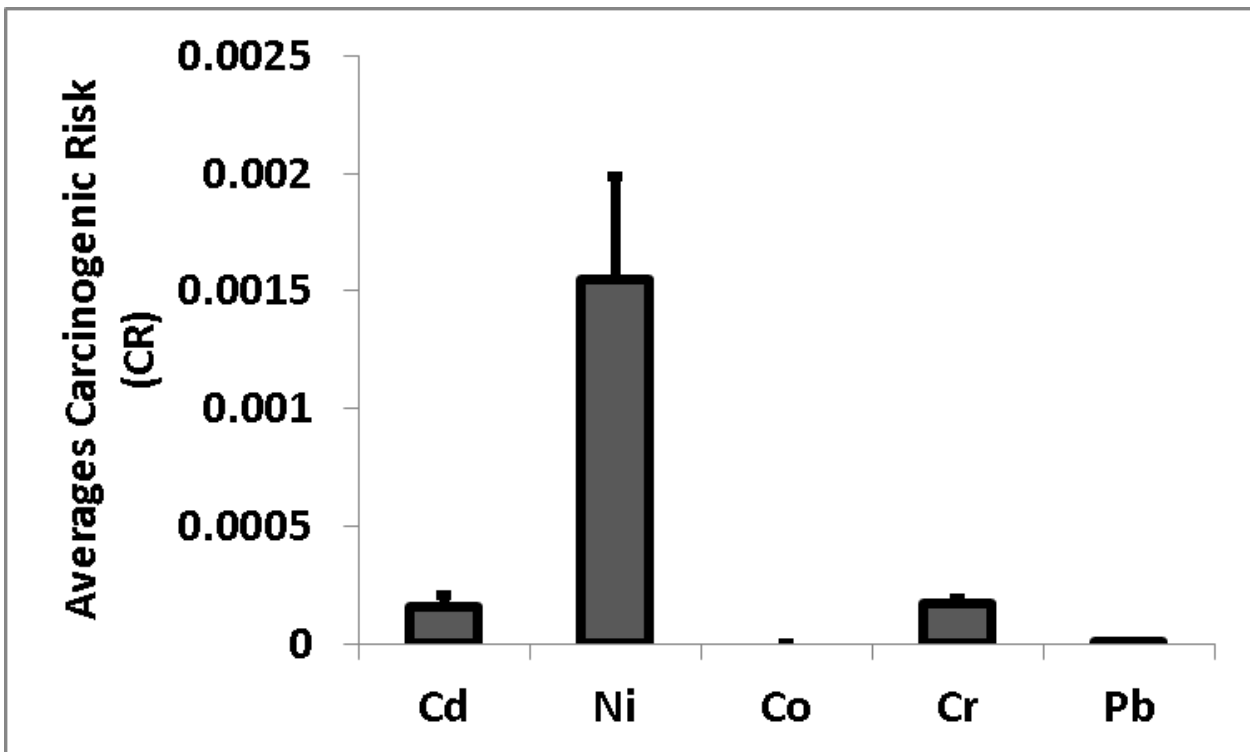


Fig (5): The averages Carcinogenic Risk (CR) of Cd, Cr, Ni, Co and Pb through the consumption of Nile Tilapia from Burullus Lake

**Reference:**

- Allen, S. E., H. M. Grimshaw, J. A. Parkinson, C. Quarmby, and J. D. Roberts (1974). *Chemical Analysis of Ecological Materials*. Blackwell Scientific Publications. Osney, Oxford, London.
- APHA (1989). *Standard Methods for the Examination of Water and Wastewater, Part 3, Determination of Metals*. 17th, American Public Health Association, Washington DC, 164.
- Chen, Z., Salem, A., Xu, Z., & Zhang, W. 2010. Ecological implications of heavy metal concentrations in the sediments of Burullus Lagoon of Nile Delta, Egypt. *Estuarine, Coastal and Shelf Science*, 86(3), 491–498.
- Cui, B.S., Zhang, Q.J., Zhang, K.J., Liu, X.H., Zhang, H.G., 2011. Analyzing trophic transfer of heavy metals for food webs in the newly-formed wetlands of the Yellow River Delta, China. *Environ. Pollut.* 159, 1297–1306.
- Dauwe, T., Bervoets, L., Blust, R., Eens, M., 2002a. Tissue levels of lead in experimentally exposed zebra finches (*Taeniopygia guttata*) with particular attention on the use of feathers as biomonitors. *Arch. Environ. Contam. Toxicol.* 42, 88–92
- Diez S, Delgado S, Aguilera I, Astray J, Perez GB, Torrent M, Sunyer J, Bayona JM. 2009. Prenatal and early childhood exposure to mercury and methylmercury in Spain, a high-fish-consumer country. *Achie Environ Contaminat Toxicol.* 56:615–622.

- El-Badry, A. E.-M. A., & El-Kammar, A. M. (2018). Spatial distribution and environmental geochemistry of zinc metal in water and surficial bottom sediments of Lagoon Burullus, Egypt. *Marine Pollution Bulletin*, 127, 811–816.
- El-Badry, A. E.-M. A., & Khalifa, M. M. 2017. The occurrence and distribution of high-arsenic, selenium, tin and antimony in bottom sediments of Burullus lagoon and its effects on human health, Egypt. *Journal of African Earth Sciences*, 136, 305–311.
- FAO (Food and Agriculture Organization), 2005. National Aquaculture Sector Overview: Turkey. ([http://www.fao.org/fishery/countrysector/naso\\_turkey/e/](http://www.fao.org/fishery/countrysector/naso_turkey/e/)).
- Frihy, O., Dewidar, K., 1993. Influence of shoreline erosion and accretion on texture and heavy mineral compositions of beach sands of the Burullus coast, north Central Nile delta, Egypt. *Mar. Geol.* 114, 91–104.
- Green, A.J., El Hamzaoui, M., El Agbani, M.A., Franchimont, J., 2002. The conservation status of Moroccan wetlands with particular reference to waterbirds and to changes since 1978. *Biol. Conserv.* 104, 71–82.
- Hereher, M., Salem, M., Darwish, D., 2010. Mapping water quality of Burullus Lagoon using remote sensing and geographic information system. *J. Am. Sci.* 7 (1), 138–143.
- Huang ML, Zhou SL, Sun B, Zhao QG 2008. Heavy Metals in Wheat Grains: Assessment of Potential Health Risk for Inhabitants in Khunshan, China. *The Sci. Tot. Environ.* 405(1-3): 54-61.
- Jackson, A., Evers, D.C., Etterson, M.A., Condon, A.M., Folsom, S.B., Detweiler, J., Schmerfeld, J., Cristol, D.A., 2011. Mercury exposure affects the reproductive success of a free-living terrestrial songbird, the Carolina wren (*Thryothorus ludovicianus*). *Auk* 128, 759–769.
- Kertész, V.; Bakonyi, G. and Farkas, B. 2006. Water pollution by Cu and Pb can adversely affect mallard embryonic development. *Ecotoxicology and Environmental Safety*, 65: 67–73.
- Khalil, M., and El-Gharabawy, S. (2016). Evaluation of mobile metals in sediments of Burullus Lagoon, Egypt. *Marine Pollution Bulletin*, 109(1), 655–660.
- Liang, J., Liu, J.Y., Yuan, X.Z., Zeng, G.M., Lai, X., Li, X.D., Wu, H.P., Yuan, Y.J., Li, F., 2015. Spatial and temporal variation of heavy metal risk and source in sediments of Dongting Lake wetland, mid-south China. *J. Environ. Sci. Health A* 50, 100–108.
- Liao CM, Ling P. Assessment of human health risks for arsenic bioaccumulation in tilapia (*Oreochromis mossambicus*) and large-scale mullet (*Liza macrolepis*) from Blackfoot disease area in Taiwan. *Achie Environ Toxicol.* 2003;45:264–272.
- Liu, J., Liang, J., Yuan, X., Zeng, G., Yuan, Y., Wu, H., Huang, X., Liu, J., Hua, S., Li, F. Li, X. 2015. An integrated model for assessing

- heavy metal exposure risk to migratory birds in wetland ecosystem: A case study in Dongting Lake Wetland, China. *Chemosphere*, 135, 14–19.
- Lodeniuss, M., Solonen, T., 2013. The use of feathers of birds of prey as indicators of metal pollution. *Ecotoxicology* 22, 1319–1334.
- Meininger, P.L., Atta, G.A.M., 1994. Ornithological studies in Egyptian wetlands 1989/1990. FORE Report 94-01/WIWO Report 40 (Vlissingen/Zeist, The Netherlands).
- Morrissey, C.A., Bendell-Young, L.I., Elliott, J.E., 2005. Assessing trace-metal exposure to American dippers in mountain streams of southwestern British Columbia, Canada. *Environ. Toxicol. Chem.* 24, 836–845.
- Rahman, M. S., Molla, A. H., Saha, N., & Rahman, A. 2012. Study on heavy metals levels and its risk assessment in some edible fishes from Bangshi River, Savar, Dhaka, Bangladesh. *Food Chemistry*, 134(4), 1847–1854.
- Saha, N., and Zaman, M.R., 2012. Evaluation of possible health risks of heavy metals by consumption of foodstuffs available in the central market of Rajshahi City, Bangladesh. *Environmental Monitoring and Assessment*, 185(5), 3867-78.
- Salamat, N., Etemadi-Deylami, E., Movahedinia, A., Mohammadi, Y., 2014. Heavy metals in selected tissues and histopathological changes in liver and kidney of common moorhen (*Gallinula chloropus*) from Anzali Wetland, the south Caspian Sea, Iran. *Ecotoxicol. Environ. Saf.* 110, 298–307.
- Sayadi, M. H.; Sayyed, M. R. G.; Kumar, S. 2010. Short-term accumulative signatures of heavy metals in river bed sediments in the industrial area, Tehran, Iran. *Environ Monit Assess*, 162:465-473.
- Sayoud, M.S.; Salhi, H.; Chalabi, B.; Allali, A.; Dakki, M.; Qninba, A.; El Agbani M.A.; Azafzaf, H.; Feltrup-Azafzaf, C.; Dlensi, H.; Hamouda, N.; Abdel Latif Ibrahim, W.; Asran, H.; Abu Elnoor, A.; Ibrahim, H.; Etayeb, K.; Bouras, E.; Bashaimam, W.; Defos du Rau, P. 2017. The first coordinated trans-North African mid-winter waterbird census: The contribution of the International Waterbird Census to the conservation of waterbirds and wetlands at a biogeographical level. *Biological Conservation*. 206, 11-20
- Scheuhammer, A.M., 1987. The chronic toxicity of aluminum, cadmium, mercury, and lead in birds: a review. *Environ. Pollut.* 46, 263–295.
- Shaheen, S. M., Abdelrazek, M. A. S., Elthoth, M., Moghanm, F. S., Mohamed, R., Hamza, A., El-Habashi, N., Wang, J., Rinklebe, J. (2019). Potentially toxic elements in saltmarsh sediments and common reed (*Phragmites australis*) of Burullus coastal lagoon at North Nile Delta, Egypt: A survey and risk assessment. *Science of The Total Environment*, 649, 1237–1249

- Suter II, G.W., 2011. *Ecological Risk Assessment* seconded. Higher Education Press, Beijing (in Chinese).
- Tang, Q., Liu, G.J., Zhou, C.C., Zhang, H., Sun, R.Y., 2013. Distribution of environmentally sensitive elements in residential soils near a coal-fired power plant: potential risks to ecology and children's health. *Chemosphere*. 93, 2473–2479.
- Taweel, A., Shuhaimi-Othman, M., and Ahmad, A.K., 2013. Evaluation of copper, lead, and arsenic levels in tilapia fish in Cempaka Lake (Bangi, Malaysia) and human daily/weekly intake. *Biologia*, 68(5), 983-991.
- Türkmen, M and Ciminli, C. (2007). Determination of metals in fish and mussel species by inductively coupled plasma-atomic emission spectrometry. *Food Chemistry*, 103(2):670 – 675
- USEPA (U.S. Environmental Protection Agency), 2016. Integrated Risk Information System. < <https://www.epa.gov/iris/> > . (Accessed 14 October 2016).
- Yi, Y.J., Yang, Z.F., Zhang, S.H., 2011. Ecological risk assessment of heavy metals in sediment and human health risk assessment of heavy metals in fishes in the middle and lower reaches of the Yangtze River basin. *Environ. Pollut.* 159, 2575–2585.
- Zhong, W., Zhang, Y., Wu, Z., Yang, R., Chen, X., Yang, J., & Zhu, L. 2018. Health risk assessment of heavy metals in freshwater fish in the central and eastern North China. *Ecotoxicology and Environmental Safety*, 157, 343–349.