

Provided for non-commercial research and education use.
Not for reproduction, distribution or commercial use.



H

EGYPTIAN ACADEMIC JOURNAL OF
BIOLOGICAL SCIENCES
BOTANY



ISSN 2090-3812


www.eajbs.com

Vol. 5 NO 1 (2014)

Egyptian Academic Journal of Biological Sciences is the official English language journal of the Egyptian Society for Biological Sciences ,Department of Entomology ,Faculty of Sciences Ain Shams University .

The Botany Journal publishes original research papers and reviews from any botanical discipline or from directly allied fields in ecology, behavioral biology, physiology, biochemistry, development, genetics, systematic, morphology, evolution, control of herbs, arachnids, and general botany.

www.eajbs.eg.net



Isolation of *Alicyclobacillus acidoterrestris* from Commercial Spoiled Apple Juice and Study on Some Influence Parameters on its Growth in Apple Juice

Mandana Tayefe^{1*}, Azin Nasrollah Zade¹, Seyyad Armin Hashemi², Farzaneh hasannia³

1- Department of Agriculture, Lahijan branch, Islamic Azad University, Lahijan, Iran

2- Department of Forestry, Lahijan branch, Islamic Azad University, Lahijan, Iran

3- MSC of Food Science and Technology, Colleague of Food Technology, Ayatollah Amoli branch, Islamic Azad University, Amol, Iran

E-mail : m.tayefe@yahoo.com

ABSTRACT

The acid-tolerant and heat-resistant bacterium *Alicyclobacillus acidoterrestris* is a spoilage problem in pasteurized and heat-treated fruit juices. This study was undertaken to identify the bacterium and metabolic products contributing to a disinfectant taint in shelf-stable fruit juice and to determine some of the growth conditions for the organism. Generally the aim of this work was to study the influence of temperature (25-65°C), total soluble solids (different °Brix) and various types of fruit juice on growth of the *A. acidoterrestris*. A strain of *Alocyclobacillus acidoterrestris* was isolated from spoiled commercial apple juice. Isolated strain growth was studied in different temperatures, different type of juices and brix, was on its growth was investigated. According to the statistical results, all parameters had significant effect on the isolated strain. Also results showed that the isolated strain of *A.acidoterrestris* had maximum growth in 45⁰C and brix 12. The resistance of *A. acidoterrestris* at the assayed temperatures was confirmed. spore resistance increases with higher SS and pH values. In the other hand the growth of isolated strain wasn't observed in Red Grape juice. This occurrence proved inhibition of phenolic compound of Red Grape. Also temperature was the parameter that had the greatest influence on the bacterial growth.

Keywords: Brix, IFU, Incubation, *Alocyclobacillus acidoterrestris*

INTRODUCTION

Alicyclobacillus acidoterrestris is a thermoacidophilic spore forming bacteria, which has the ability to survive traditional thermal process. Acidophilic sporeformers were first isolated in 1967 from hot springs in Japan and later from soil . Those from hot springs had a higher optimum growth temperature and were termed *Bacillus acidocaldarius*. Strains isolated from soil were termed *B. acidoterrestris* . In 1992, the

creation of a new genus, *Alicyclobacillus*, was proposed, to comprise the species *B. acidocaldarius*, *B. acidoterrestris*, and *B. cycloheptanicus*. Comparative rDNA sequence analyses showed that the 3 strains were sufficiently different from other *Bacillus* spp. to warrant reclassification in a new genus. Also, *Alicyclobacillus* spp. are unique in their fatty acid profiles, containing ω -alicyclic fatty acid as the major natural membranous lipid component. *Alicyclobacillus acidoterrestris* has been reported to cause juice spoilage, manifested as an off flavor and light cloudiness (Walls. I. *et al.*, 2000).

Several studies have found that *A. acidoterrestris* can grow at temperatures from 20 to 55 °C and pH values from 2.5 to 6.0. This bacterium has been isolated from various types of habitats, but studies showed it is commonly found in soil and water. Since its discovery, this bacterium has been associated in the spoilage of many foods, especially acidic juices, such as orange juice, apple juice and fruits blend (Forestier. R. *et al.*, 2009).

Uchino and Doi reported the isolation of spore-forming bacteria from a hot spring site that grew under acidic and geothermal conditions, and has very similar characteristics to *Bacillus coagulans* (Uchino. F, 1967). In the 1980s, an acidophilic species was isolated from apple juice and identified as a new type of spoilage bacterium. Originally named *Bacillus acidoterrestris* this organism was later classified in a new genus, *Alicyclobacillus* (Wisse. C, 1998).

Alicyclobacillus strains survive and grow in acidic beverages, and are responsible for the flat sour type spoilage and the production of guaiacol. (Evangelina. K, 1999, Goldberg. D, 2002, Mitsuda. H, 2003, Walls. I, 2000, Yamazaki. K, 1996). The source of *Alicyclobacillus* contamination is soil, and *Alicyclobacillus* contamination of fruit juices is typically introduced via soil residue remaining on the fruit surface (Matsubara. H, 2002, Michelle. W, 2005, and Walls. I, 2000).

The presence of *Alicyclobacillus acidoterrestris* has been reported in the United States and Europe causing economic loss due to the recall of the final product (Forestier. R. *et al.*, 2009). But no studies have been made in Iran regarding the presence of *A. acidoterrestris* in fruit juices.

The main objective of this investigation was isolation of *A. acidoterrestris* strain from spoiled commercial apple juice and then affected parameters on its growth was investigated.

MATERIALS AND METHODS

Isolation of *A. acidoterrestris* in fruit juice:

The preparation of samples and detection of *Alicyclobacillus* was developed according to IFU protocol. According IFU method, YGC-agar, K-agar and BAT-agar was used as culture media for detection and Confirmation Tests for *alicyclobacillus* isolation. K agar is a novel isolation medium developed for the Food industry (Uchino. F, 1967, Walls. I, 2000). Differentiation of species was done by Differential Temperature Method. This method is based on the fact that *A. acidoterrestris* has a relatively low optimum temperature for growth compared to the other *Alicyclobacillus* species (Yokota. R, 2007).

Study about effective parameters on *Alicyclobacillus acidoterrestris* growth Parameters such as type of fruit juice, temperature of incubation, pH and the Brix of the fruit juice play an important role in *Alicyclobacillus* growth (Yokota. R, 2007).

Effect of fruit juice type:

Not all species of *Alicyclobacillus* grow in fruit juices under normal environmental conditions. Some species, such as *A. acidoterrestris*, *A. hesperidum* and *A. acidiphilus*, can grow in juices or soft drink products containing fruit juice. The type of juice greatly affects the growth of *Alicyclobacillus* (Orr. R, 2000). In this study, growth of isolated strain in apple juice, orange juice, red grape juice, white grape juice, peach juice was studied. *A. acidoterrestris* spores (20-50 CFU/ml) were inoculated into 100 ml of different fruit juices with brix 12 and then incubated at 45 °C for 2 weeks (Yokota. R, 2007).

Effect of Temperature:

The temperature for growth of *Alicyclobacillus* species is within a range from 20°C to 70°C. For *A. acidoterrestris*, a species particularly known for its ability to cause undesirable odor (guaiacol) in soft drinks, the temperature range for growth in culture media is 20-55°C (Jensen. N, 1999), similar behavior is also observed when fruit juices are the growth medium (Michelle. W, 2005). To study about isolated strain growth in different temperatures, *A. acidoterrestris* spores (20-50 CFU/ml) were inoculated into 100 ml of apple juice and then incubated at 25-65 °C for 8 days (Yokota. R, 2007).

Effect of Brix:

The optimum pH for growth of isolated strain in culture media was studied *A. acidoterrestris* spores (20-50 CFU/ml) were inoculated into 100 ml of apple juices with different brix and then incubated at 45 °C for 2 days. Different range of brix obtained by adding water or sugar in apple juice (6-24%).

Log N/N₀ (N= Count of *A. acidoterrestris* in initial time of incubation & N₀= Count of *A. acidoterrestris* after 2 days of incubation) was estimated (Yokota. R, 2007).

Statistical analysis:

All of the data were analyzed statistically with data processing softwares and figured with Microsoft excel 2007.

RESULTS**Effect of fruit juice type and Brix:**

The growth rate of isolated strain is much related to type of juice (Table1). The inoculated strains grew very well in apple juice, orange juice, white grape juice, peach juice and had weak growth in sour cherry juice and mixed juice (90% Apple juice+10% Red grape juice - 80% Apple juice+ 20% Red grape juice) (Table 1) .

Table 1: Effect of type of juice on isolated *A. acidoterrestris*

Fruit juice/ content percentage of juice	Brix	<i>Alicyclobacillus acidoterrestris</i> growth
Apple juice / 100%	12	+
Orange juice 100%	12	+
White grape juice/ 100%	12	+
Red grape juice/ 100%	12	-
Peach juice/ 100%	12	+
So cherry juice/ 100%	12	+
Mixed juice / 100% (90% Apple juice+ 10% Red grape juice)	12	+
Mixed juice / 100% (80% Apple juice+ 20% Red grape juice)	12	+
Mixed juice / 100% (70% Apple juice+ 30% Red grape juice)	12	-

Effect of Brix of Fruit Juice:

Statistical analysis showed that effect of brix on the growth of isolated of strain was significant. According to the results (Fig. 1), optimum brix for isolated *A.acidoterrestis* growth is 12%. As the brix of juice increased from 6 to 12%, bacterial growth increased too.

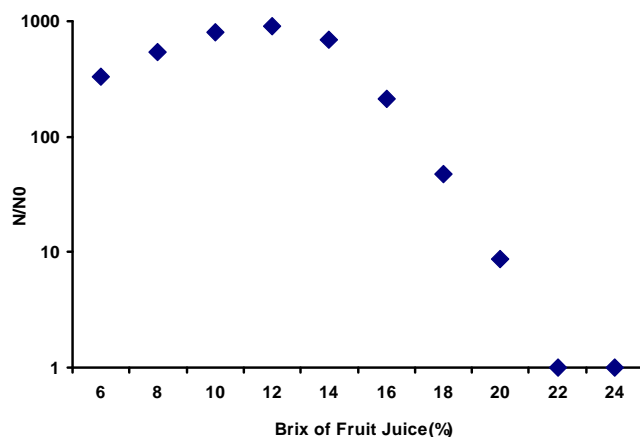


Fig. 1: Effect of Brix on *A.acidoterrestis* growth in apple juice

Effect of Temperature and time:

Temperature and time had significant effects on growth of isolated strain, Also there were significant effects among these factors on growth of isolated strain (Table 2).

Table 2: Results of analysis of variance of studied variable

Source of difference	df	LogN/N0
R	2	0.072ns
Temperature(t)	4	2.756**
Time(t)	7	33.786**
time×temperature	28	4.802**
Error	78	0.052
Cv%	-	10.47%

According to the results and comparison of data average (Fig. 2), isolated strain had maximum growth in 45⁰C and followed 40⁰C and 35⁰C respectively. In temperatures of 25⁰C, 55⁰C and 60⁰C had seen decline in initial amount of isolated strain in incubation period (Fig. 2).

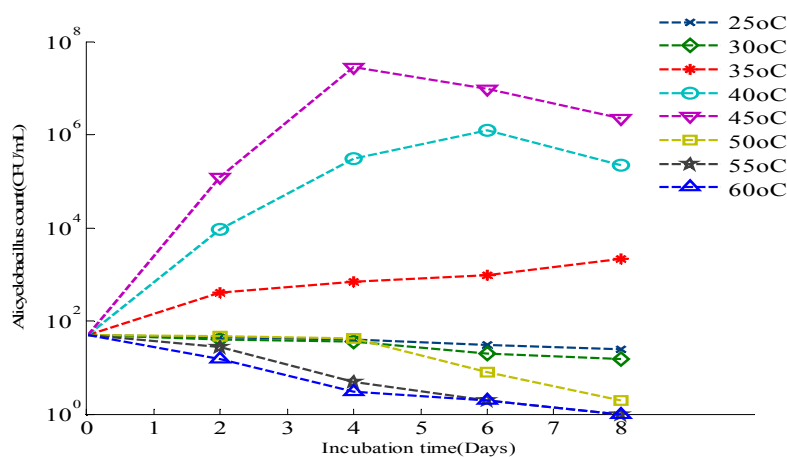


Fig. 2: Effect of Temperature and time on *A.acidoterrestis* growth in apple juice

This suggests that if the products are kept at room temperature, the possibility of deterioration is very low, in the presence of this *Alicyclobacillus* strain.

DISCUSSION

According to results, type of fruit juice is an effective parameter on growth of *A. acidoterrestris*. The disability to growth of *A. acidoterrestris* in red grape juice is attributed to the presence of natural phenolic compounds, which have antimicrobial activity (Splittstoesser, D, 1998). A variety of polyphenols extracted from grapes were also investigated for their inhibitory effect on *A. acidoterrestris*, and the results indicated cumaric acid and ferulic acid had a strong inhibitory effect with a MIC (minimal inhibitory concentration) of 150-200 mg/L (Eiroa, M, 1999). Goto and co-workers tested the growth behavior of several strains of *A. acidoterrestris* in a variety of fruit juices, and have concluded that the behavior of the strains depends on the type of juice and also on the source of isolation of the strains (Goto, K, 2003).

Brix was an effective factor on bacterial growth too. As increasing of brix from 6% to 12%, caused enhancement of bacterial growth. This result confirmed by Maldonado M. C. *et al.* (2008), they showed that brix influence spore viability, because spore resistance increases with higher SS. But influence bacterial growth decrease with higher than 12% brix. Reason of this result is related to decreasing of optimum content of water activity that is necessary for bacterial growth.

In regard to results, bacterial growth was observed from 35°C to 45°C. Rivera Forestier *et al.* in their research showed that *A. acidoterrestris* can grow at temperatures from 20 to 55 °C too (Forestier, R., 2009). The ability to survive high temperature is due to their unique membrane composition that possesses ω -cyclohexane fatty acids (Forestier, R., 2009). Maldonado *et al.* confirmed the resistance of *A. acidoterrestris* at the assayed temperatures too. Also they showed that temperature was the parameter that had the greatest influence on the Decimal reduction time (Maldonado M. C. *et al.* 2008).

With the regard to studied environmental parameters on isolated *A. acidoterrestris* growth, this strain can be a major danger for fruit juice processors. Thus more study on using of natural compounds to prevention of this strain growth is the future project.

All obtained results in this article is validate for mentioned isolated strain. Thus, the results may be applied to the acidic food industry, especially the manufacture of fruit juice and fruit juice-containing drinks that have problem with similar microorganisms.

I acknowledge the financial support provided by the *Ashi Mashi* industrial group.

REFERENCES

- Eiroa M N U, Junqueira V C A and Schmidt F (1999). *Alicyclobacillus* in orange juice: occurrence and heat resistance of spores. *J.Food.Protection*, 62:883-886.
- Evangalina K and et al (1999). *Alicyclobacillus acidoterrestris* in fruit juices and its control by nisin. *Int.J.Food Sci .Technol*, 34: 81-85.
- Forestier R , Iris I and et al (2009). Analysis of risk to the bacteria *Alicyclobacillus acidoterrestris* in oranges (*Citrus sinensis*) harvested in Puerto Rico. University of Puerto Rico, Mayaguez, 58.

- Goldberg D (2002). Experiences with *Alicyclobacillus* (ACB). Berri Limited, Australia/New Zealand.
- Goto K (2003). *Alicyclobacillus* Thermophilic Bacilli, Tokyo: Springer, Growth profile of *Alicyclobacillus* in fruit juice (chapter 6), 91-97. ISBN 978-4-431-69849-4.
- Jensen, N., 1999 *Alicyclobacillus* - a new challenge for the food industry. *Foods Australia*, 51:33-36.
- Maldonado M.C., Belfiore C & Navarro A (2008). Temperature, soluble solids and pH effect on *Alicyclobacillus acidoterrestris* viability in lemon juice concentrate, *J.of Industrial Microbiology & Biotechnology*, 35: 141-144.
- Matsubara H and et al (2002). *Alicyclobacillus acidiphilus* sp. nov., a new Thermo-acidophilic ω -alicyclic fatty acid-containing bacterium isolated from acidic beverages. *Int.J.Sys. Evol .Microbiol*, 52:1681-1685.
- Michelle W and Carol A P (2005). The effect of intermittent shaking headspace and temperature on the growth of *Alicyclobacillus acidoterrestris* in stored apple juice. *Int.J.Food Sci.Tech*, 40:557-562.
- Orr R V. (2000) .Detection of guaiacol produced by *Alicyclobacillus acidoterrestris* in apple juice by sensory and chromatographic analyses and comparison with spore and vegetative cell populations. *J.Food Prot*, 63: 1517-1522.
- Splittstoesser D F et al (1994). Growth characteristics of aciduric sporeforming bacilli isolated from fruit juice. *J.Food Protection*, 57:1080-1083.
- Splittstoesser D F, Lee C Y and Churey J J (1998). Control of *Alicyclobacillus* in the juice industry. *Dairy Food Environ Sanitation*, 18:585-587.
- Uchino F and Doi S (1967). Acido-thermophilic bacteria from thermal waters. *Agric.Biol.Chem*, 31:817-822.
- Walls I and Chuyate R (2000). Isolation of *Alicyclobacillus acidoterrestris* from fruit juices. *J .AOAC.Int*, 83:1115-1120.
- Walls I and Chuyate R. (2000). Spoilage of fruit juices by *Alicyclobacillus acidoterrestris*. *Food Australia*, 52:286-288.
- Wisse C A and Parish M (1998). Isolation and enumeration of sporeforming, thermo-acidophilic, rod-shaped bacteria from citrus processing environments. *Dairy Food Environ Sanitation*, 18:504-509.
- Yamazaki K, Teduka H, Shinano H. (1996). Isolation and identification of *Alicyclobacillus acidoterrestris* from acidic beverages. *Biosci.Biotech.Biochem*, 60:543-545.
- Yokota R, T Fujii, K Gotto (2007). (Eds) *Alicyclobacillus*, Thermophilic Acidophilic Bacilli. Tokyo: Springer, Differentiation and identification of *Alicyclobacillus* species (chapter 5), 77-91. ISBN 978-4-431-69849-4.