

EFFECT OF NUTRIENT SOLUTION STRENGTH ON GROWTH AND YIELD OF GRAFTED AND NON-GRAFTED CUCUMBER GROWN HYDROPONICALLY IN GREENHOUSE

M.E.M. Ahmed⁽¹⁾, S. A. Abdelhady⁽²⁾ and T.M.I. Kandeel⁽¹⁾ and R.M. Mahdy⁽¹⁾

⁽¹⁾ Hort. Dept., Faculty of Agric., Tanta Univ., Egypt.

⁽²⁾ Hort. Dept., Faculty of Agric., Ain Shams Univ., Cairo, Egypt.

Received: Oct. 4 , 2020

Accepted: Oct. 10 , 2020

ABSTRACT: Growing cucumber through the grafted transplants has become extremely important to control the risk of consecutive cucumber cultivation in the greenhouses. The experiment was implemented in the experimental farm of Horticulture Dept., Faculty of Agriculture, Ain Shams University during the 2018 and 2019 growing seasons. Indeed there are no true estimates of the nutrient requirements of grafted cucumber plants under Egyptian conditions. Therefore, this study was conducted on the cucumber, cv. Barracuda F1 hybrid, using either grafted and non-grafted transplants. The grafted transplants were prepared by grafting onto rootstock 6001 F. Both grafted and non-grafted transplants were grown hydroponically in a greenhouse in pots filled with 7 kg of well-washed sand media. The plants were irrigated with nutrient solution at a strength of 70%, 80%, 90% 100%, and 110% throughout the plants' life. The pots were irrigated daily till sand soil water content reaching the field capacity. The results till that growing grafted cucumber transplants improved all vegetative plant growth parameters in terms of fresh shoot weight, fresh root weight, dry shoot weight, dry root weight, dry leaves weight, stem length, stem diameter, the number of leaves, and leaf chlorophyll SPAD). The and yield as well as leaf nutrient elements content were also enhanced by grafted compared to non-grafted transplants. For the nutrient solution strength, the data evidenced that all assessed parameters recorded ascending values matching with nutrient solution strength increase. The highest values were got with 100% nutrient solution strength. At 110% nutrient solution strength most vegetative and yield parameters did not significantly different from 100% strength in grafted plants. But in non-grafted plants, most parameters tended to decline thus indicate the probability of salt stress. The results establish that there is no need to increase the concentration of the nutrient solution to face the increasing of grafted cucumber plant yield, where grafting on good rootstocks increases water and fertilizer use efficiency.

Key words: *Cucumber; grafting; Yield; Fruit quality; Mineral composition; growth parameters*

INTRODUCTION

Cucumber (*Cucumis sativus* L.) is a popular and economical vegetable crop grown in the greenhouses in the winter-spring season in Egypt. Intensifying cucumber production in the greenhouses via consecutive cultivation or monoculture without applying a proper rotation leads to a higher loss through attacking pests and soil-borne diseases

infection which could destroy the crop (Huang et al, 2002). To avoid the risk of monoculture, it is necessary for adopting disinfection or grafting practices (Bogoescu et. al. 2011). Thus the grafting plants became one of the optimal solutions, especially with stopping the usage of methyl bromide, for overcoming this phenomenon and increasing growth, yield, and quality (Bogoescui and

Doltuiei, 2015; El- Kersh et al 2016). Otherwise many investigations on grafting refer that rootstock confers the scion more benefits through controlling the plant vital events of uptake, synthesis, and translocation of water, minerals, and plant hormones (Lee and Oda, 2003). Nawaz et al (2016) reviewed that rootstock donates scion numerous economic benefits as increasing leaves nutrient concentration, shoots biomass, yield, and fruit quality. Thereby plant optimal growth and uptake of water and nutrients depend on root-soil contact (Gregory et al 2013). Grafting cucurbits always implemented on strong and compatible rootstocks thence changing root architecture, increasing root-soil contact, increasing water and nutrients uptake, increasing photosynthesis, and finally reflected on plant growth, yield, and quality (Davis et al., 2008). In Egypt usage grafted transplants in cucumber cultivation in the greenhouse became a routine practice so it becomes necessary to define the proper fertilization rate for grafted cucumber plants particularly with scarce the researches on determining the fertilization requirements of grafted cucumber plants. This research will focus on the performance of grafted and non-grafted cucumber plants irrigated with different nutrient solution strengths under greenhouse conditions.

MATERIALS AND METHODS

Experimental site and plant material, treatments and growth conditions.

The experiment was implemented on cucumber (*Cucumis sativus L.*) at Winter-Spring of 2018 and 2019 growing seasons in a 240 m² (6m*40m) polyethylene greenhouse tube shape, located in the experimental farm of Hort. Dept., Agric. Faculty, Ain Shams University, Cairo Egypt. The plants were grown under natural temperature and light conditions of the greenhouse. The

cucumber cultivar used in this experiment was Barracuda F1 is produced by Seminis Vegetable Seeds Company, USA. The experiment involved 300 pots filled with 10 kg of well-washed sand and was planted with one transplant. Half of the used transplants were grafted onto the commercial rootstock 6001 F1 squash (*Cucurbita maxima* × *Cucurbita moschata*) produced by Nun hems Seed Company, USA, but the other half was without grafting. At the three leaves stage, the grafted and non-grafted transplants were transplanted into the pots on 10th February for the two growing seasons. The pots were arranged in 30 rows (10 pots within the row, 5 pots had grafted and 5 pots had non-grafted transplants), every 10 rows presentative as a replicate. Every two rows within each replicate were irrigated with a drip irrigation line using one nutrient solution strength of 70%, 80%, 90% 100%, and 110 %. The space between pots within the row was 0.5 m and the distance between the centers of each adjacent two rows was 1.2 m. Plants were grown vertically with pruning the lateral branches. The nutrient solution in full strength (100%) involved nutrients concentration as described in Table 1. All treatments received the daily optimal irrigation level (to reach the field capacity) over the growing season. All agronomic practices (pruning, trailing, and pest and disease treatments) were done as recommended by the Egyptian agriculture ministry for greenhouse cucumber production.

Experimental design and data analysis

The experiment involved 10 treatments which were 2 transplants types (grafted and non-grafted) combined with 5 nutrient solution strengths (70%, 80%, 90% 100%, and 110 %) were

Effect of Nutrient Solution Strength on Growth and Yield of Grafted and

distributed in a randomized complete block design. Each treatment was replicated three times.

Table 1: Concentrations of nutrients with cooper solution.

Element	Cod	Concentration in ppm
Nitrogen	N	200
Phosphorous	P	60
Potassium	K	300
Calcium	Ca	170
Magnesium	Mg	50
Iron	Fe	12
Manganese	Mn	2
Copper	Cu	0.1
Zinc	Zn	0.1
Boron	B	0.3
Molybdenum	Mo	0.2
Sulfur	S	69

Statistical analysis, The analysis of variance of the effects of 10 treatments on the measurements of the collected parameters was performed using the GLM procedure of SPSS software. Combined analysis of variance over 2 years was performed for the vegetative, yield, chemical, and physiological analysis. (Gomez and Gomez, 1983).

Data recorded

- Data of fresh shoot weight (g), fresh root weight (g), dry shoot weight (g) dry root weight (g) and dry leaves weight was recorded on three plants from each replicate at the flowering onset. (Samples were taken in the Sixth week of the experiment)
- Stem length, stem diameter and number of leaves were recorded at the end of the season after the Sixth harvest. (Samples were taken in the Sixth week of the experiment)

- Leaf chlorophyll indicator (SPAD readings) was measured on tached 4th leaves from the plant apex via chlorophyll meter device, the SPAD-502 plus by Konica Minolta. The chlorophyll SPAD reading was measured 4 times starting at flowering onset then every two weeks but the shown chlorophyll data is average of collected through 4 times data.
- Fruits yield was determined as a marketable yield through summation of fruits weight for each harvest for each plant individually over six weeks.
- Nutrient elements analysis, at flowering onset stage, the leaves which subjected to dry weight determination after drying at 70C° it was digested, then the extract was used for measuring N, P, K and Fe, elements according to the procedures described by A.O.A.C. (1985).

Statistical analysis, The data were analyzed of complete randomized block design as mentioned by Gomez and

Gomez (1984), using statistical software Co Stat under windows for analysis of variance (ANOVA). The differences significances of among the combination of grafting and salinity treatments were determined according to Fisher's LSD test at 5% level. The displayed data are a combination of the data of the two growing seasons.

RESULTS AND DISCUSSION

Vegetative growth parameters

Data in from Figures 1 to 30 illustrated the response of vegetative growth parameters (fresh shoot weight, fresh root weight, dry shoot weight, dry root weight, dry leaves weight, stem length, stem diameter and number of leaves) of both grafted and non-grafted cucumber plants to the nutrient solution strength. Where all the parameters increased with increasing nutrient solution strength from 70% to 110%. But the grafted plants showed a significantly superior response compared to non-grafted plants under each nutrient solution strength. Generally, the highest values of all parameters for both grafted and non-grafted plants were recorded with applying 100% nutrient solution strength where there is no increment in all parameters with moving nutrient solution strength from 100% to 110%. It is not surprising to note this improved effect of grafting on cucumber plant growth. Where grafting cucumber plants increased plant root/shoot ratio (non-tabulated data), this means a higher root area and subsequently, an increment of water and nutrient uptake which reflected on improving plant physiology and morphology parameters. Otherwise Davis et al., (2008b) reviewed that RNA, protein, and other small molecules which some causing signal transduction from the rootstock to the scion so directly affecting scion physiology. Similar

results were found by Huang et al., (2010), Cansev and Ozgur (2010) and El-Kersh et al., (2016). This is confirmed by the apparent amelioration of grafted cucumber plants growth parameters especially the leaves dry weight which reflecting more net assimilates and subsequently more increment in plant organs measuring.

Fresh shoot weight

Data in Figures (1& 2) monitored the response of vegetative growth parameters (fresh shoot weight) In the first and second seasons of both grafted and non-grafted cucumber plants to the nutrient solution strength. Where all the parameters increased with increasing nutrient solution strength from 70% to 110%. But the grafted plants showed a significantly superior response compared to non-grafted plants under each nutrient solution strength. Generally, the highest values of fresh shoot weight for both grafted and non-grafted plants were recorded with applying 100% nutrient solution strength where there is no increment in all parameters with moving nutrient solution strength from 100% to 110%.

Fresh root weight

Data in Figures (3 &4) monitored the response of vegetative growth parameters (fresh root weight) In the first and second seasons of both grafted and non-grafted cucumber plants to the nutrient solution strength. Where all the parameters increased with increasing nutrient solution strength from 70% to 110%. nutrient solution strength with moving nutrient solution strength from 90% to 100%. Where grafting cucumber plants increased plant root/shoot ratio (non-tabulated data), this means a higher root area and subsequently, an increment of water and nutrient uptake which

Effect of Nutrient Solution Strength on Growth and Yield of Grafted and

reflected on improving plant physiology and morphology parameter.

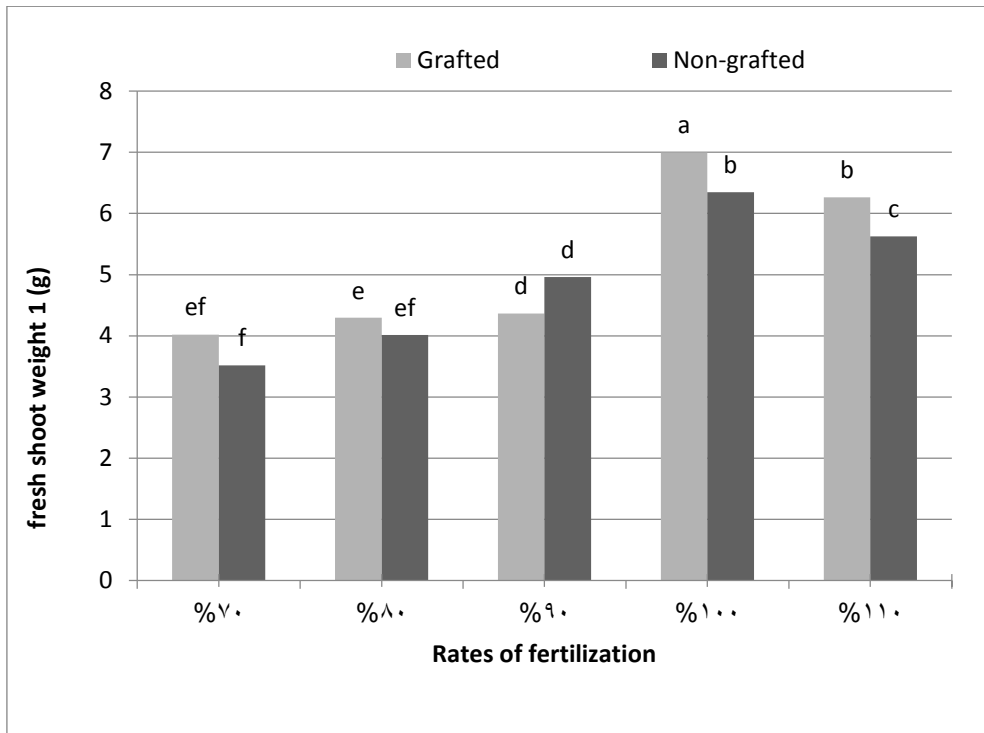


Figure 1: Effect of Nutrient Solution Strength on fresh shoot weight of Cucumber Grown Hydroponically in greenhouse 1st Season.

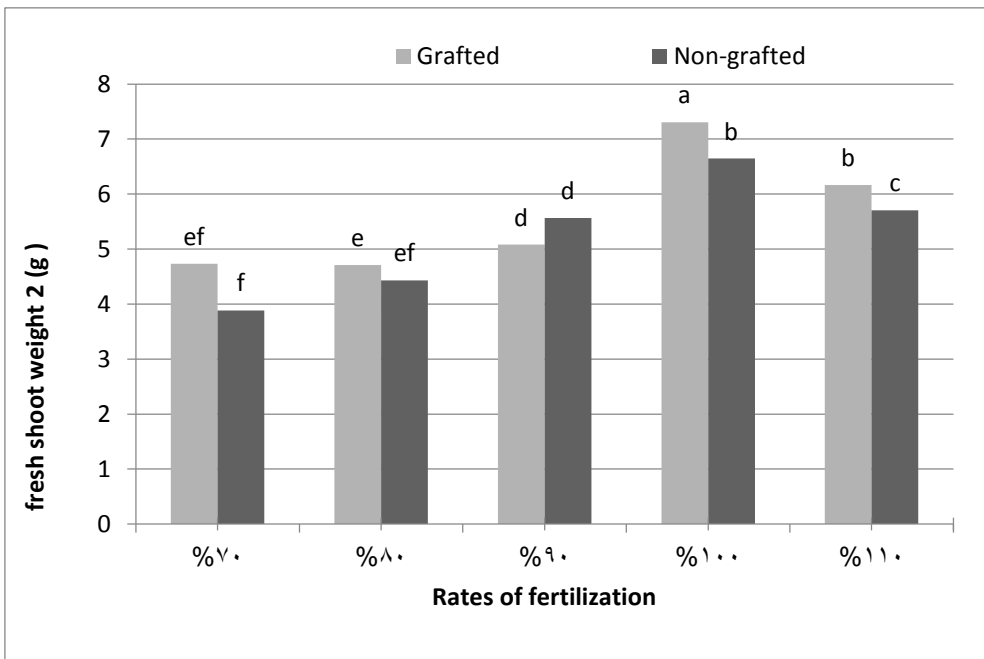


Figure 2: Effect of Nutrient Solution Strength on fresh shoot weight of Cucumber Grown Hydroponically in greenhouse 2nd Season.

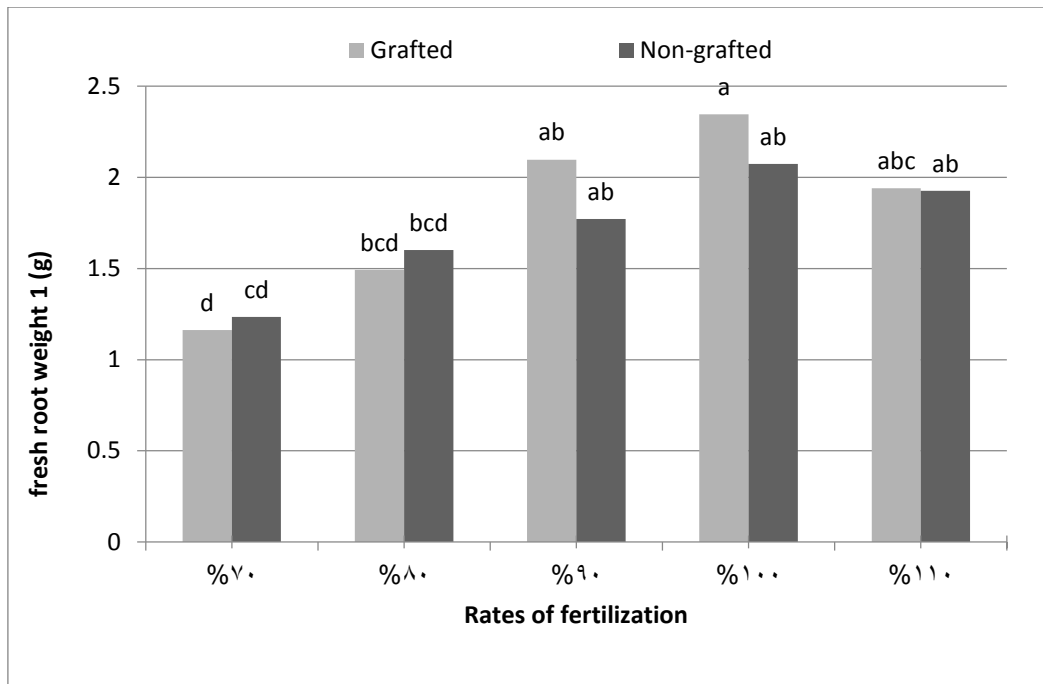


Figure 3: Effect of Nutrient Solution Strength on fresh root weight of Cucumber Grown Hydroponically in greenhouse 1st Season.

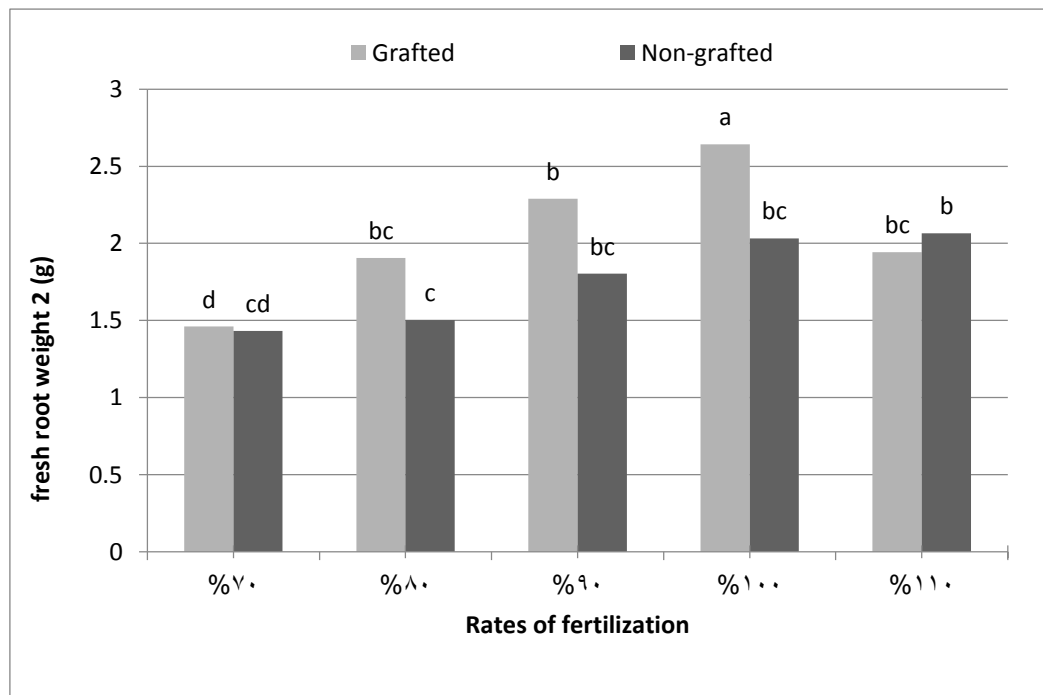


Figure 4: Effect of Nutrient Solution Strength on fresh root weight of Cucumber Grown Hydroponically in greenhouse 2nd Season.

Dry shoot weight

Data in Figures (5 & 6) monitored the response of growth parameters (dry shoot weight) In the first and second seasons of both grafted and non-grafted cucumber plants to the nutrient solution strength. Where dry shoot weight increased with increasing nutrient

solutions and a significantly superior response compared to non-grafted plants under each nutrient solution strength. Generally, the highest values of dry shoot weight for both grafted and non-grafted plants were recorded with applying 100% nutrient.

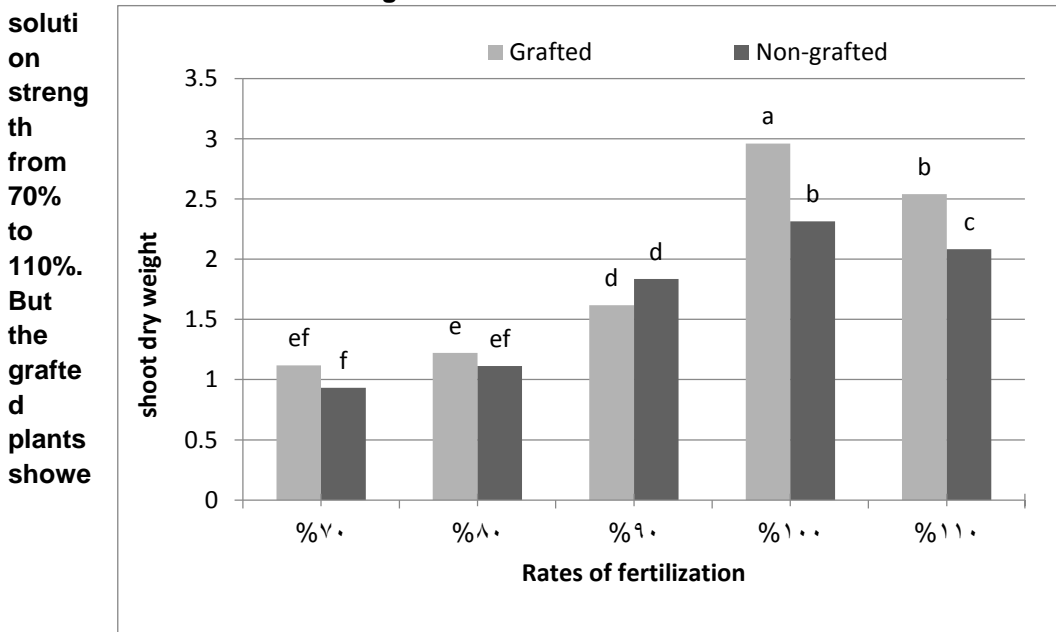


Figure 5: Effect of Nutrient Solution Strength on dry shoot weight of Cucumber Grown Hydroponically in greenhouse 1st Season.

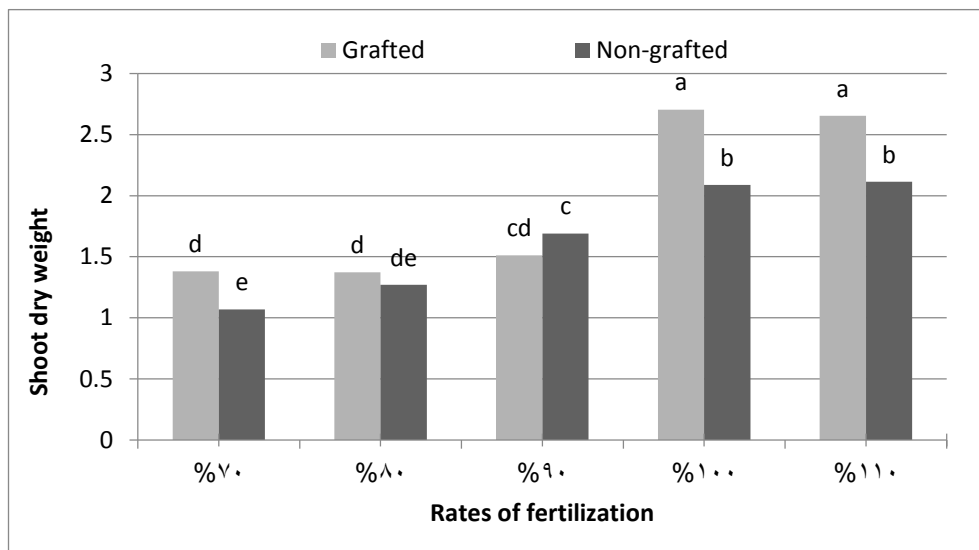


Figure 6: Effect of Nutrient Solution Strength on dry shoot weight of Cucumber Grown Hydroponically in greenhouse 2nd Season.

Dry root weight

Data in Figures (7 & 8) monitored the response of growth parameters (dry root weight) In the first and second seasons of both grafted and non-grafted cucumber plants to the nutrient solution strength. Where dry root weight increased with increasing nutrient solution strength from 70% to 110%. But

the grafted plants showed a significantly superior response compared to non-grafted plants under each nutrient solution strength. Generally, the highest values of dry root weight for both grafted and non-grafted plants were recorded with applying 100% nutrient solution strength.

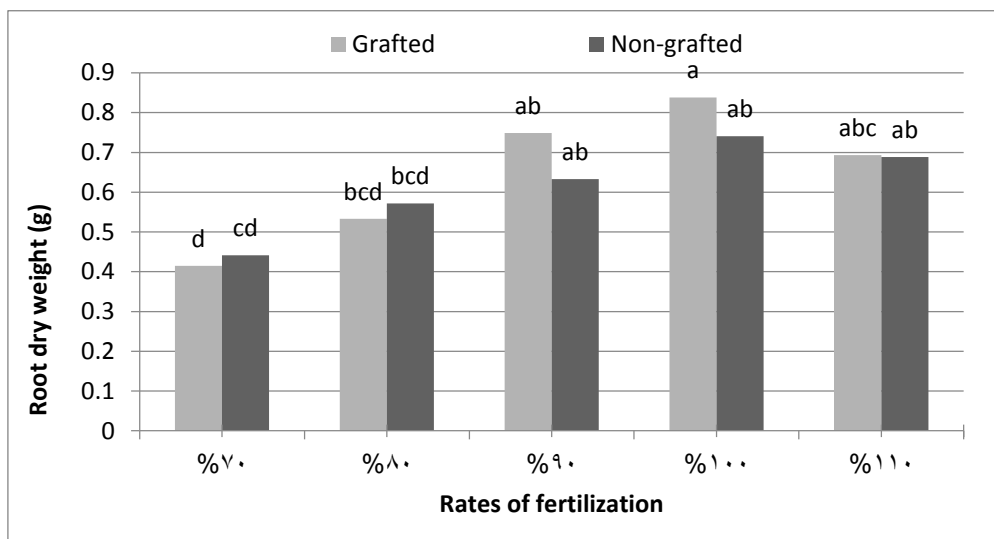


Figure 7: Effect of Nutrient Solution Strength on dry root weight of Cucumber Grown Hydroponically in greenhouse 1st Season.

Effect of Nutrient Solution Strength on Growth and Yield of Grafted and

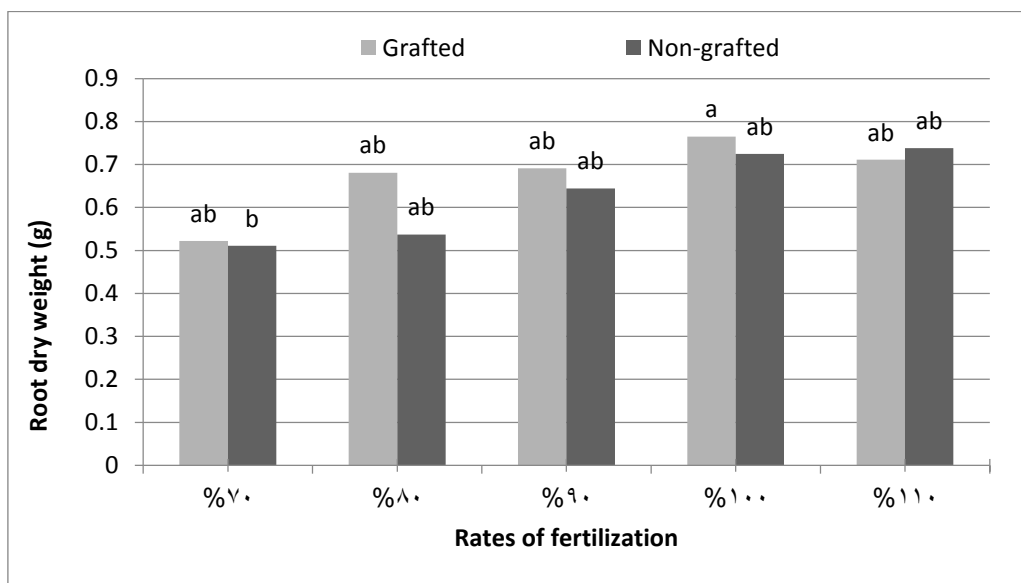


Figure 8: Effect of Nutrient Solution Strength on dry root weight of Cucumber Grown Hydroponically in greenhouse 2nd Season.

Dry leaves weight

Data in Figures (9 & 10) monitored the response of growth parameters (dry leaves weight) in the first and second seasons of both grafted and non-grafted cucumber plants to the nutrient solution strength. Where dry root weight increased with increasing nutrient solution strength from 70% to 110%. But the grafted plants showed a significantly superior response compared to non-grafted plants under each nutrient

solution strength. Generally, the highest values of dry leaves weight for both grafted and non-grafted plants were recorded with applying 100% nutrient solution strength. This is confirmed by the apparent amelioration of grafted cucumber plants growth parameters especially the leaves dry weight which reflecting more net assimilates and subsequently more increment in plant organs measuring.

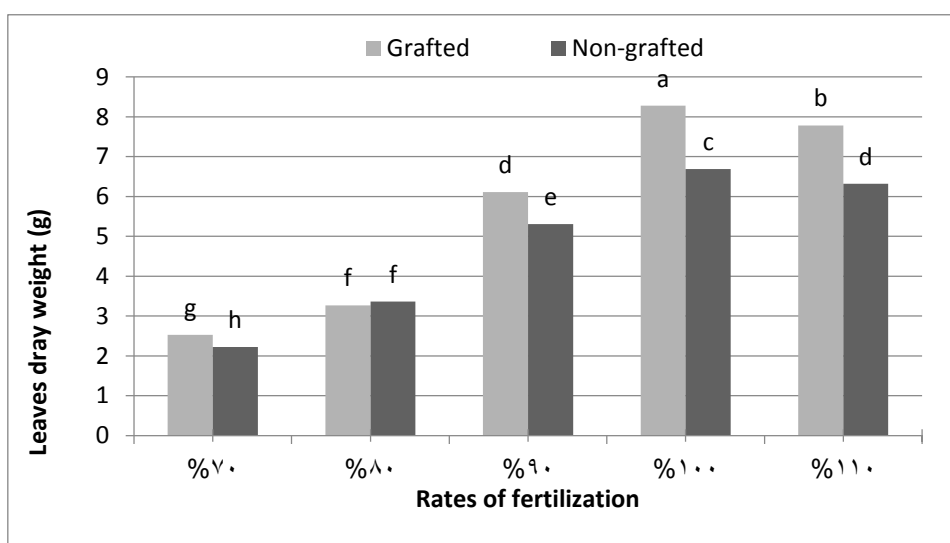


Figure 9: Effect of Nutrient Solution Strength on dry leaves weight of Cucumber Grown Hydroponically in greenhouse 1st Season.

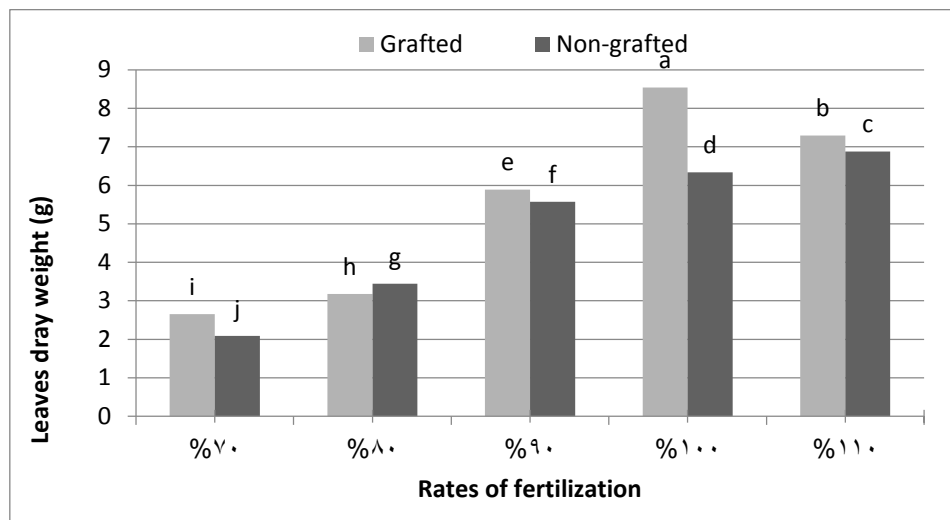
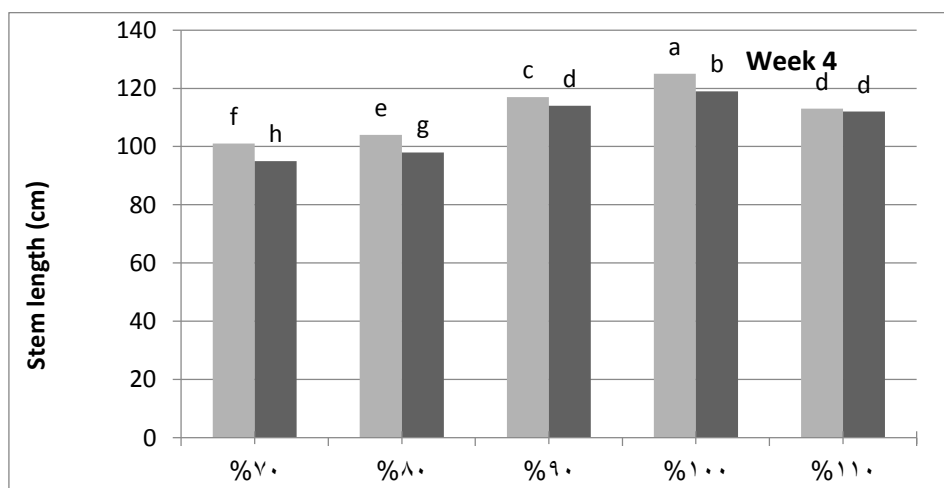


Figure 10: Effect of Nutrient Solution Strength on dry leaves weight of Cucumber Grown Hydroponically in greenhouse 2nd Season.

Stem length

Data in Figures (11 & 12) monitored the response of vegetative growth parameters (stem length) In the first and second seasons of both grafted and non-grafted cucumber plants to the nutrient. Where all the parameters increased with increasing nutrient solution strength from 70% to 110%. But the grafted plants showed a significantly superior response compared to non-grafted plants solution strength. under each nutrient solution strength. the highest values of all

parameters for both grafted and non-grafted plants were recorded with applying 100% nutrient solution to note this improved effect of grafting on cucumber plant growth. Where grafting cucumber plants increased Stem length , an increment of water and nutrient uptake which reflected on improving plant physiology and morphology parameters. which reflecting more net assimilates and subsequently more increment in plant organs measuring .



Effect of Nutrient Solution Strength on Growth and Yield of Grafted and

Figure 11: Effect of Nutrient Solution Strength on Stem length of Cucumber Grown Hydroponically in greenhouse 1st Season.

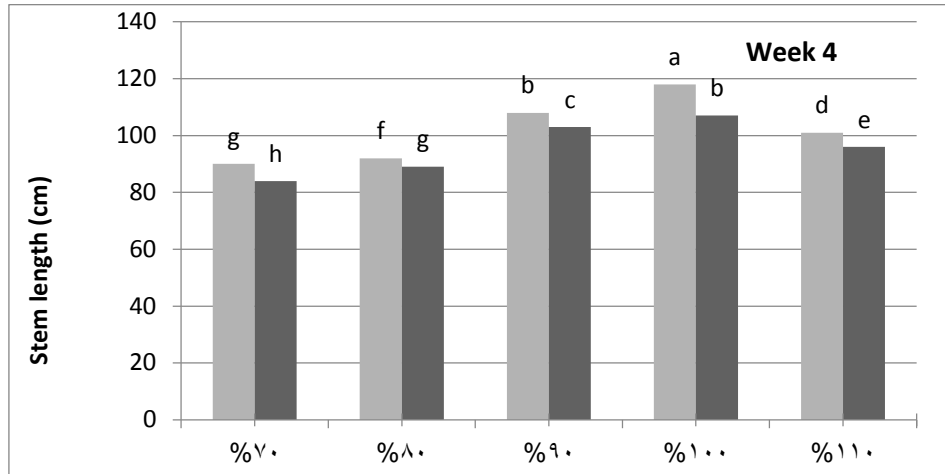


Figure 12: Effect of Nutrient Solution Strength on Stem length of Cucumber Grown Hydroponically in greenhouse 2nd Season.

Stem diameter

Data in Figure (13 & 14) monitored the response of vegetative growth parameters (Stem diameter) In the first and second seasons of both grafted and non-grafted cucumber plants to the nutrient Where all the parameters increased with increasing nutrient solution strength from 70% to 110%. But the grafted plants showed a significantly superior response compared to non-grafted plants solution strength. under each nutrient solution strength. the

highest values of all parameters for both grafted and non- grafted plants were recorded with applying 90% and 100% nutrient solution to note this improved effect of grafting on cucumber plant growth. Where grafting cucumber plants increased Stem diameter, an increment of water and nutrient uptake which reflected on improving plant physiology and morphology parameters. which reflecting more net assimilates and subsequently more increment in plant organs measuring.

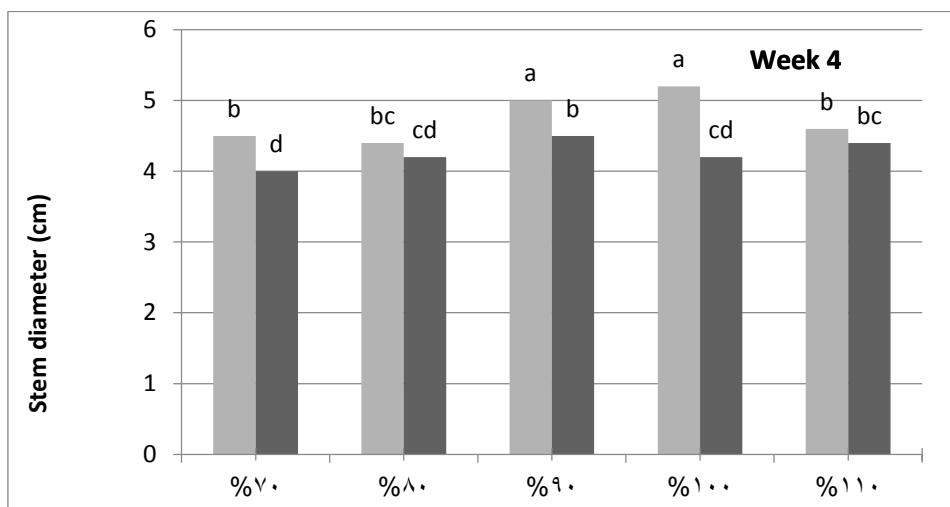


Figure 13: Effect of Nutrient Solution Strength on Stem diameter of Cucumber Grown Hydroponically in greenhouse 1st Season.

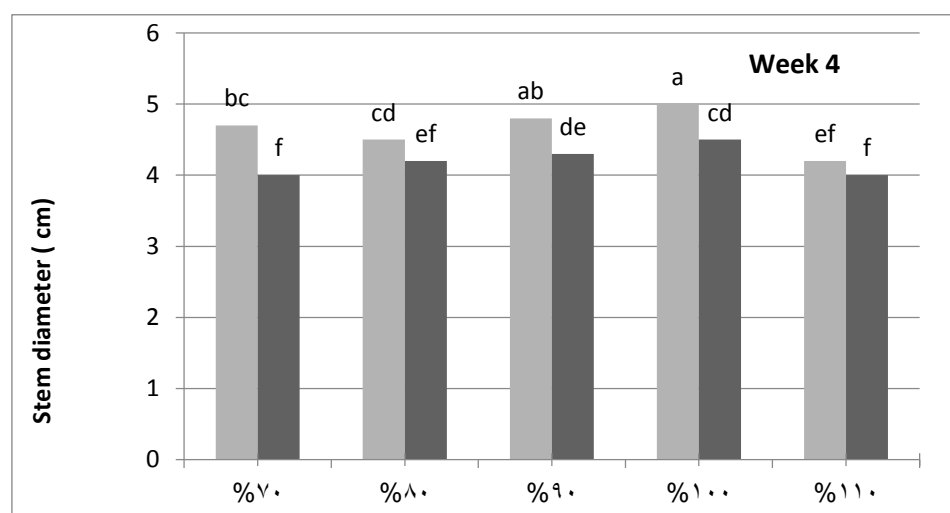


Figure 14: Effect of Nutrient Solution Strength on Stem diameter of Cucumber Grown Hydroponically in greenhouse 2nd Season.

Number of leaves

Data in Figures (15 & 16) monitored the response of vegetative growth parameters (Number of leaves) in the first and second seasons of both grafted and non-grafted cucumber plants to the nutrient. Where all the parameters increased with increasing nutrient solution strength from 70% to 110%. But the grafted plants showed a significantly superior response compared to non-grafted plants solution strength. under each nutrient solution strength. the highest values of all parameters for both

grafted and non-grafted plants were recorded with applying 80%, 100% and 100% nutrient solution to note this improved effect of grafting on cucumber plant growth. Where grafting cucumber plants increased Number of leaves, an increment of water and nutrient uptake which reflected on improving plant physiology and morphology parameters. which reflecting more net assimilates and subsequently more increment in plant organs measuring growth parameters especially the Number of leaves which reflecting more net assimilates and

Effect of Nutrient Solution Strength on Growth and Yield of Grafted and

subsequently more increment in plant organs measuring .

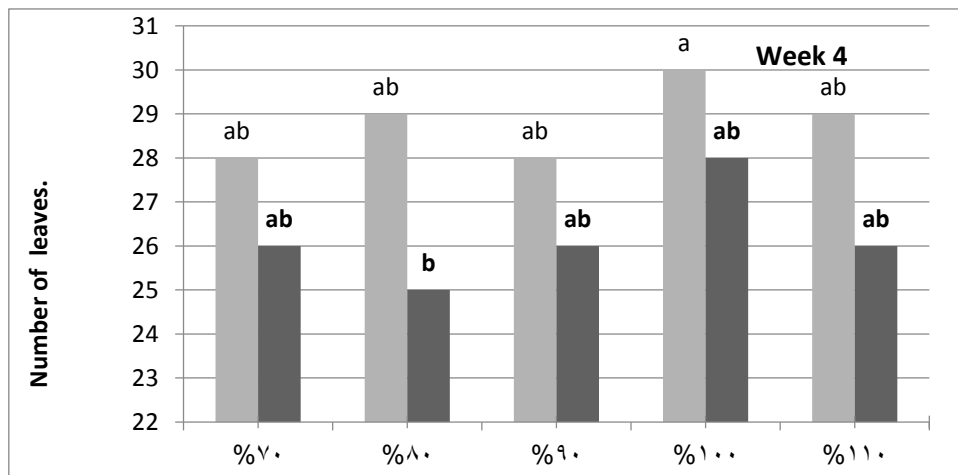


Figure 15: Effect of Nutrient Solution Strength on Number of leaves of Cucumber Grown Hydroponically in greenhouse 1st Season.

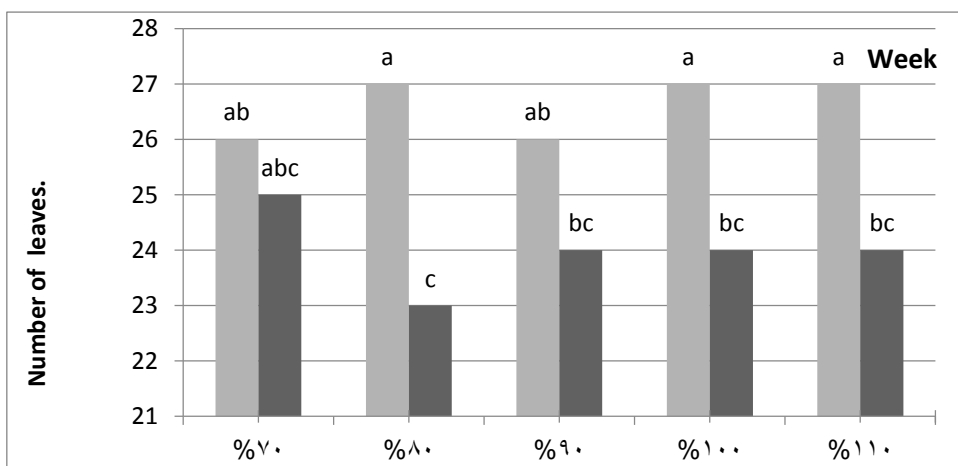


Figure 16: Effect of Nutrient Solution Strength on Number of leaves of Cucumber Grown Hydroponically in greenhouse 2nd Season.

Chlorophyll indicator of leaves

Chlorophyll SPAD reading, as an indicator of plant leaves greening degree or its chlorophyll content, refers to the plant physiological status (Süß *et al*, 2015). The data of figure, 9 clarify the chlorophyll SPAD reading of grafted and non-grafted cucumber leaves under different nutrient solution strengths from 70% to 110%. The data in (Figure 17 & 18) proved that grafted plants leaves were more greening than non-grafted others under each nutrient solution strength. The leaves greening status was improved with rising nutrient solution strength in

both grafted and non-grafted plants. The highest leaves greening degree was recorded in grafted plants supplied with 100% nutrient solution strength. It is well known that chlorophyll pigment is a key biochemical component responsible for photosynthesis and carbon assimilation and affected by water and nutrients absorption. El-Kersh *et al.*, (2016) found that using pumpkins rootstock increased the root volume compared with self-rooted plants, this also proved by the data in figures 2 and 4, subsequently increasing all plant metabolisms that

reflected in rising chlorophyll concentration.

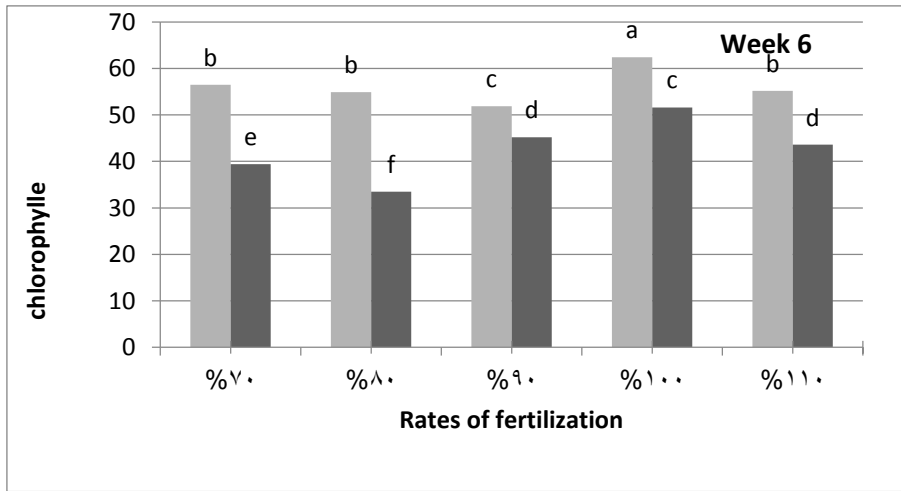


Figure 17: Effect of Nutrient Solution Strength on Chlorophyll indicator of leaves of Cucumber Grown Hydroponically in greenhouse 1st Season.

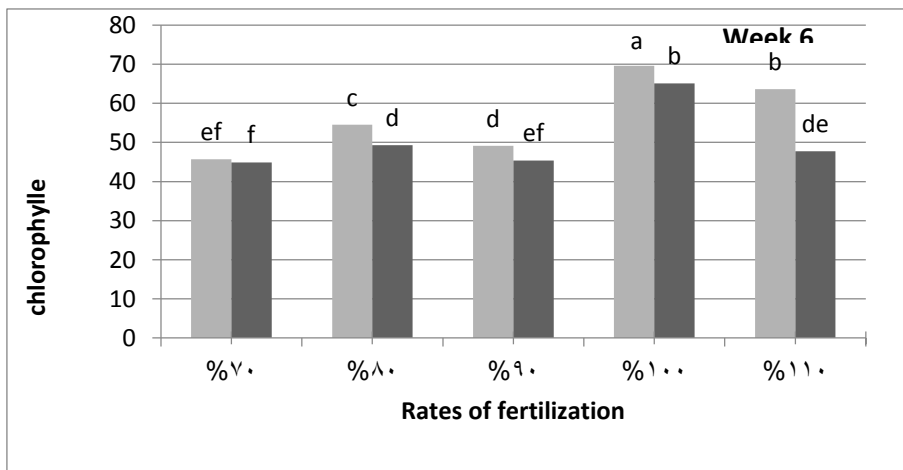


Figure 18: Effect of Nutrient Solution Strength on Chlorophyll indicator of leaves of Cucumber Grown Hydroponically in greenhouse 2nd Season.

Nutrient elements contents in plant leaves

Nitrogen

Data in Figures (19 & 20) monitored the response of vegetative growth parameters activity rate of the plant. Nitrogen, content in the experimented cucumber plants leaves appeared to be affected by nutrient solution strength and grafting the nutrient concentration in the

cucumber plants leaves increased with rising nutrient solution strength to 100% then did not increase but in some cases it decreased with 110% nutrient solution concentration. nutrients concentration in root rhizosphere increases these nutrients concentration in the plant, the grafted cucumber plants showed higher leaves Nitrogen.

Effect of Nutrient Solution Strength on Growth and Yield of Grafted and

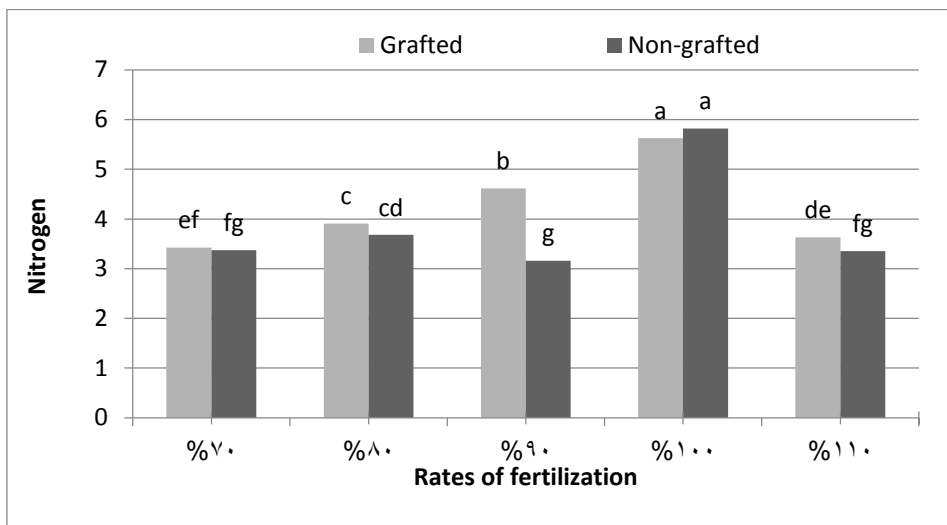


Figure 19: Effect of Nutrient Solution Strength on Nitrogen of Cucumber Grown Hydroponically in greenhouse 1st Season.

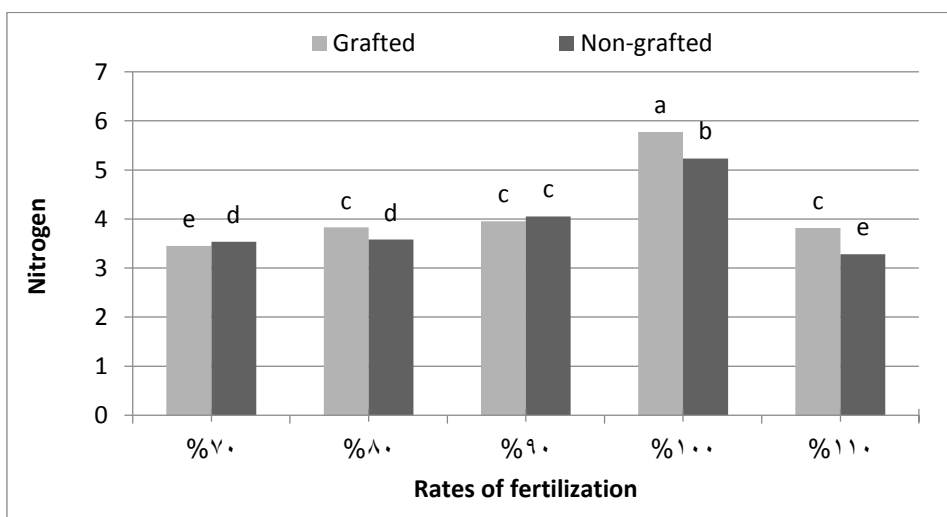


Figure 20: Effect of Nutrient Solution Strength on Nitrogen of Cucumber Grown Hydroponically in greenhouse 2nd Season.

Phosphorus

Data in Figures (21 & 22) monitored the response of vegetative growth parameters activity rate of the plant. Phosphorus, content in the experimented cucumber plants leaves appeared to be affected by nutrient solution strength and grafting the nutrient concentration in the

cucumber plants leaves increased with rising nutrient solution strength to 100% nutrient solution concentration. Nutrients concentration in root rhizosphere increases these nutrients concentration in the plant , the grafted cucumber plants showed higher leaves Phosphorus ,Thus stimulating the rooting process

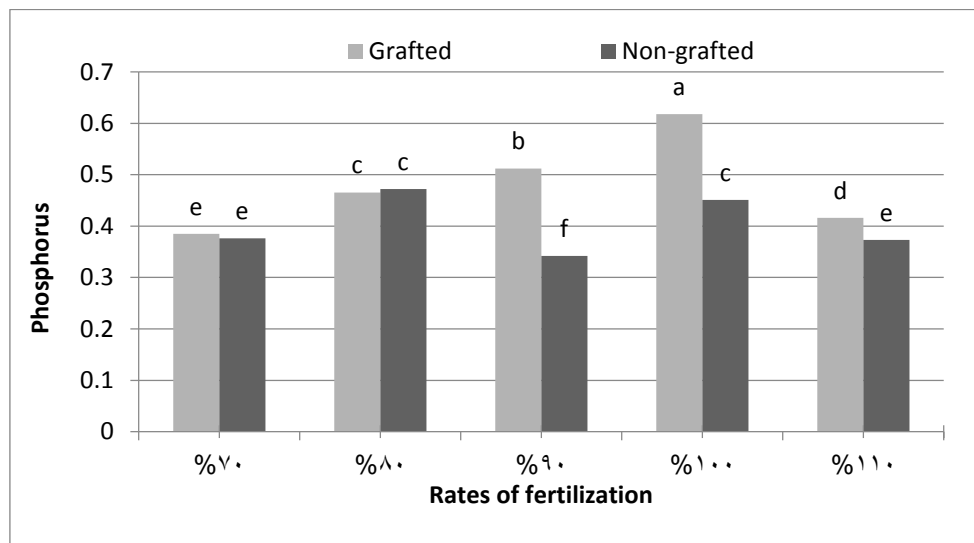


Figure 21: Effect of Nutrient Solution Strength on Phosphorus of Cucumber Grown Hydroponically in greenhouse 1st Season.

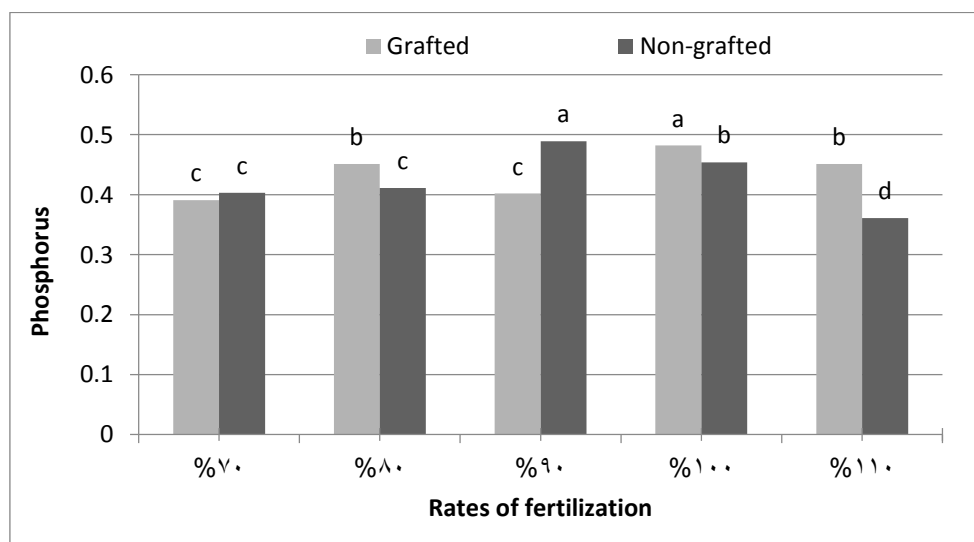


Figure 22: Effect of Nutrient Solution Strength on Phosphorus of Cucumber Grown Hydroponically in greenhouse 2nd Season.

Potassium

Data in Figures (23 & 24) monitored the response of vegetative growth parameters activity rate of the plant. Potassium, content in the experimented cucumber plants leaves appeared to be affected by nutrient solution strength and grafting the nutrient concentration in the

cucumber plants leaves increased with rising nutrient solution strength to 100% nutrient solution concentration. nutrients concentration in root rhizosphere increases these nutrients concentration in the plant , the grafted cucumber plants showed higher leaves Potassium, Thus strengthening and stimulating flowering and Holding fruits

Effect of Nutrient Solution Strength on Growth and Yield of Grafted and

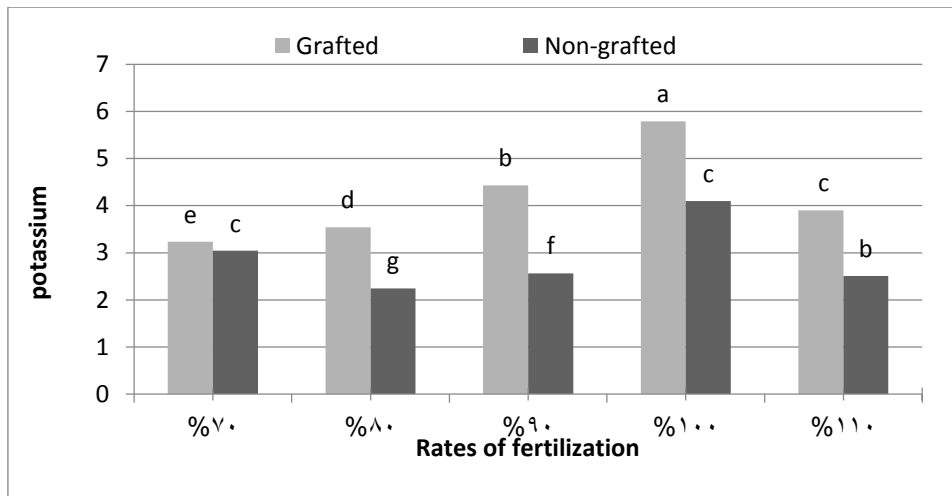


Figure 23: Effect of Nutrient Solution Strength on Potassium of Cucumber Grown Hydroponically in greenhouse 1st Season.

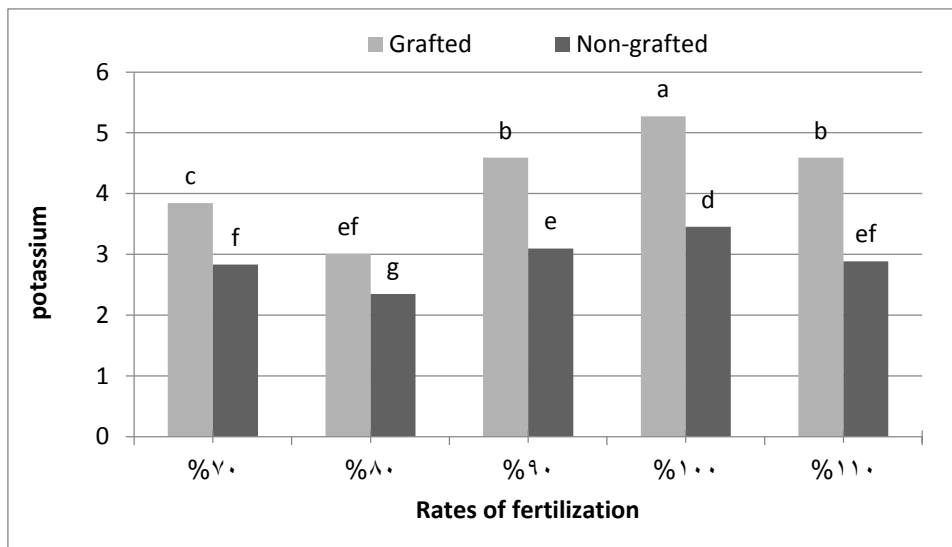


Figure 24: Effect of Nutrient Solution Strength on Potassium of Cucumber Grown Hydroponically in greenhouse 2nd Season.

Iron (Fe)

Iron, content in the experimented cucumber plants leaves appeared to be affected by nutrient solution strength and grafting. (Figures 25 & 26) The Fe concentration in the cucumber plants leaves increased with rising nutrient solution strength to 90% and 100% of nutrient solution concentration, Since

nutrients concentration in root rhizosphere increases these nutrients concentration in the plant. The grafted cucumber plants showed higher leaves Iron, Thus stimulating vegetative growth parameters Iron It plays in essential mediating role in the formation of chlorophyll and does not go into its composition. It is included in the synthesis of cytokrium, so it plays an

essential role in respiration. It plays a key role in converting dissolved nitrogen in

the leaves to protein.

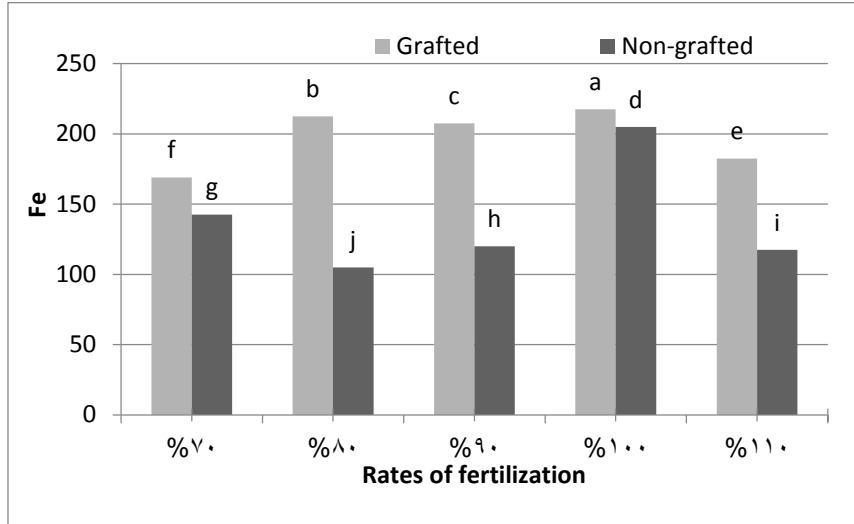


Figure 25: Effect of Nutrient Solution Strength on Iron of Cucumber Grown Hydroponically in greenhouse 1st Season.

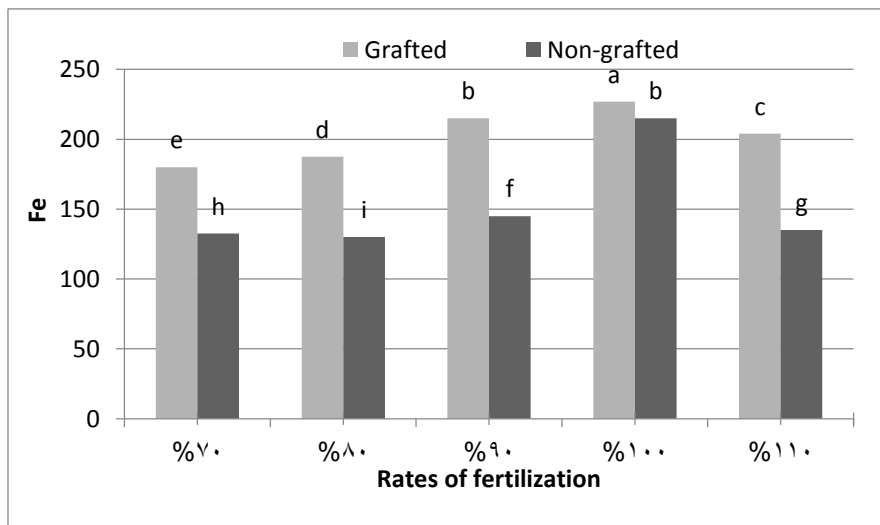


Figure 26: Effect of Nutrient Solution Strength on Iron of Cucumber Grown Hydroponically in greenhouse 2nd Season.

Copper (Cu)

Copper, content in the experimented cucumber plants leaves appeared to be affected by nutrient solution strength and grafting (Figures 27&28) the nutrient concentration in the cucumber plants leaves increased with rising nutrient solution strength to 100% nutrient

solution concentration. nutrients concentration in root rhizosphere increases these nutrients concentration in the plant, the grafted cucumber plants showed higher leaves Copper, Thus stimulating vegetative growth parameters it is involved in the formation of some enzymes that play an important role in

Effect of Nutrient Solution Strength on Growth and Yield of Grafted and

the oxidation and reduction reactions in plants

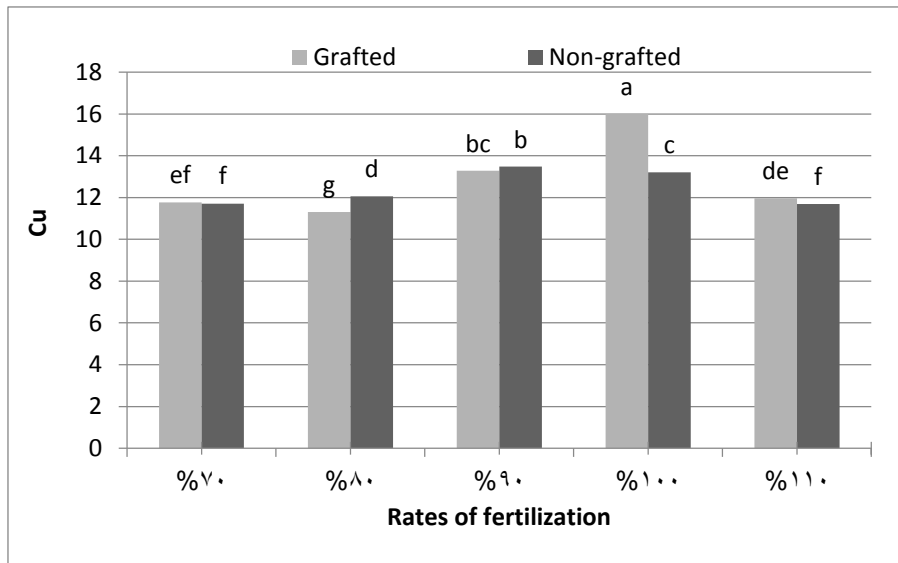


Figure 27: Effect of Nutrient Solution Strength on Copper of Cucumber Grown Hydroponically in greenhouse 1st Season.

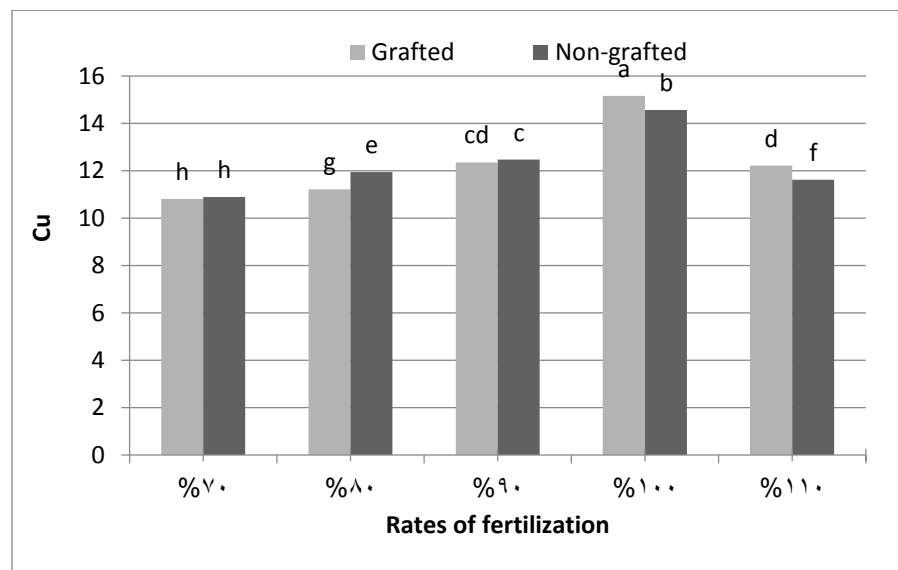


Figure 28: Effect of Nutrient Solution Strength on Copper of Cucumber Grown Hydroponically in greenhouse 2nd Season.

Fruit yield per plant

Cucumber fruits are bound at the stem nodes, so the difference in fruit yield between plants according to treatments is due to the difference in nodes number, fruits number per node and individual fruit weight. The fruits number per node is governing genetically. Therefore, the difference between the plants or

treatments in fruits yield is due to the difference in nodes number. As shown in (Figures 29 & 30) the highest stem length and leaves number that reflecting the nodes number per plant stem was recorded in grafted plants and/or grown under 100% nutrient solution strength. These plants recorded the highest fruits yield per plant. On the other hand, Davis et al (2008a) stated that grafting

vegetables increase plant growth through water absorption, nutrients uptake and reform the hormonal balance, so improve fruit yield and quality. Even under stress condition grafting vegetables improve plant growth and yield and quality (Ropokis et al., 2019). The vigorous root system of the rootstock of cucumber can

significantly absorb more water and nutrients consequently increase plant growth and yield even under less abundance the water and fertilizers, so maximize water and fertilizer use efficiency (Salehi-Mohammadi et al., 2009).

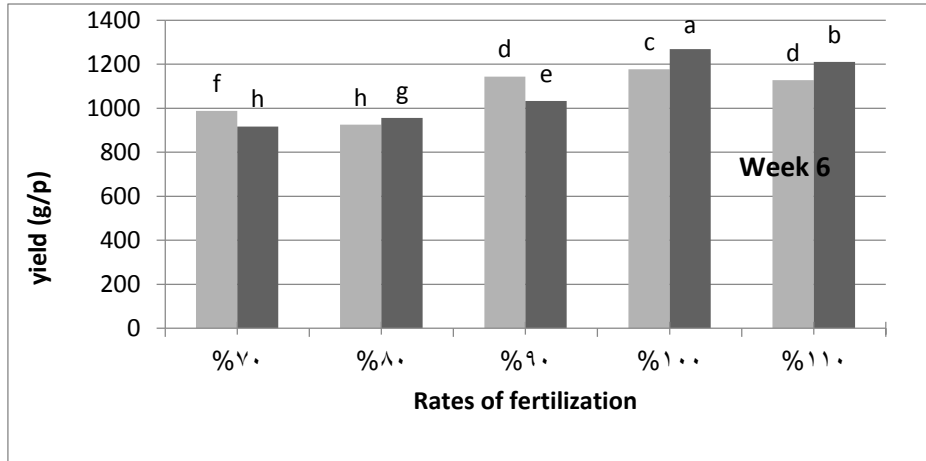


Figure 29: Effect of Nutrient Solution Strength on Fruits yield per plant of Cucumber Grown Hydroponically in greenhouse 1st Season.

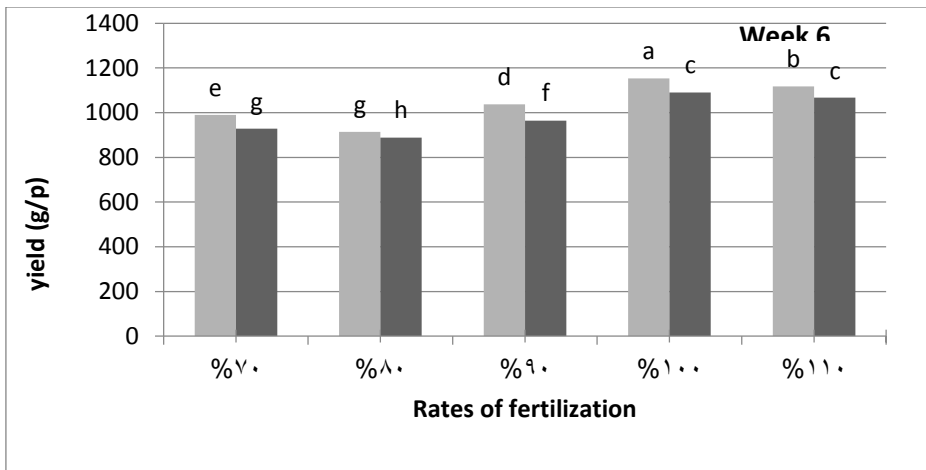


Figure 30: Effect of Nutrient Solution Strength on Fruits yield per plant of Cucumber Grown Hydroponically in greenhouse 2nd Season.

Conclusion

Grafting globally is a routine practice to continue vegetables cultivation in the greenhouses to achieve agricultural intensification with minimal risks. The grafting is newly adopted as a propagation method for vegetables in

Egypt. Therefore, it is become necessary to determine greenhouses.

REFERENCES

A.O.A.C. (1985). Official Methods of Analysis of the Official the optimal margin of nutrient solution strength for grafted cucumber hydroponically

- in the Analytical Chemists.14 ed. Washington, D.C.
- Bennett, W.F. (ed). (1993). Nutrient Deficiencies and Toxicities in Crop Plants. St. Paul, Minn. APS Press. 202 p.
- Bogoescu, M., M. Doltu, B. Iordache, M. Vintila, D. Sora and A. Mohora (2011). The Grafting Tomatoes Crop-an Alternative for Vegetable Growers. Bulletin UASVM Horticulture, 68: 215–221
- Bogoescui, M. and M. Doltuiei (2015). The Eggplants Crop Technology Optimization by Grafting. Bulletin UASVM Horticulture 72(2). DOI:10.15835/buasvmcn-hort:10314.
- Cansev, A. and M. Ozgur (2010). Grafting cucumber seedlings on Cucurbita spp.: comparison of different grafting methods, scions and their performance. Journal of Food, Agriculture and Environment, 8 (3–4): 804–809
- Davis, A.R., P.P. Veazie, H. Richard, A. Levis, S.R. King and X. Zhang (2008a). Grafting effects on vegetable quality. Hort Science, 43: 1670–1672.
- Davis, A. R., P. Perkins-Veazie, Y. Sakata, S. López-Galarza, J. V. Maroto, S.G. Lee, Y.C. Huh and Z. Sun (2008b). Grafting effects on vegetable quality. Hort Science, 43: 1670–1672.
- El-Kersh, M. A. A., S. M. El-Meniawy and S. A. Abd El-Hady (2016). Grafting Can Modulate Watermelon Growth and Productivity under Egyptian Conditions.
- Gregory, P.J., C.J. Atkinson, A.G. Bengough, M.A. Else, F. Fernández-Fernández, R.J. Harrison and S. Schmidt (2013). Contributions of roots and rootstocks to sustainable, intensified crop production. J Exp Bot. 64 (5):1209-22. doi: 10.1093/jxb/ers385. Epub 2013 Feb 1.
- Huang, H. C., F. Kodama, K. Akashi and K. Konno (2002). Impact of Crop Rotation on Soilborne Diseases and Yield of Kidney Bean: A case study in northern Japan. Plant Pathol. Bull. 11: 75 - 84.
- Huang, Y., Z. Bie, S. He, B. Hua, A. Zhen and Z. Liu (2010). Improving cucumber tolerance to major nutrients induced salinity by grafting onto *Cucurbita ficifolia*. Environmental and Experimental Botany, 69: 32–38. <http://dx.doi.org/10.1016/j.envexpbot.2010.02.002>
- Jacobsen, J.S. and C.D. Jasper (1991). Diagnosis of Nutrient Deficiencies in Alfalfa and Wheat. EB 43, February 1991. Bozeman, Mont. Montana State University Extension. J. Plant Production, Mansoura Univ., Vol. 7 (9): 915 - 922,
- Lee, J.M. and M. Oda (2003). Grafting of herbaceous vegetable and ornamental crops. Hort. Rev. (Amer. Soc. Hort. Sci.) 28:61–124.
- Miguel, A., S. R. King, R. Cohen and J.M. Lee (2008b). Cucurbit grafting. Critical Reviews in Plant Sciences, 27:50–74, DOI: 10.1080/07352680802053940.
- Nawaz, M. A., M. Imtiaz, Q. Kong, F. Cheng, W. Ahmed, Y. Huang and Z. Bie (2016). Grafting: A Technique to Modify Ion Accumulation in Horticultural Crops. *Frontiers in plant science*, 7, 1457. doi:10.3389/fpls.2016.01457
- Ropokis, A., G. Ntatsi, C. Kittas, N. Katsoulas and D. Savvas (2019). Effects of Temperature and Grafting on Yield, Nutrient Uptake, and Water Use Efficiency of a Hydroponic Sweet Pepper Crop. *Agronomy*, 9 (2), 110; doi:10.3390/agronomy9020110.

Rouphael, Y., M. Cardarelli and G. Colla (2008). Yield, mineral composition, water relations, and water use efficiency of grafted mini-watermelon plants under deficit irrigation. *Hortscience*, 43(3):730–736.

Süß, A., M. Danner, C. Obster, M. Locherer, T. Hank and K. Richter

(2015). Measuring Leaf Chlorophyll Content with the Konica Minolta SPAD-502Plus – Theory, Measurement, Problems, Interpretation. EnMAP Field Guides Technical Report, GFZ Data Services. DOI: <http://doi.org/10.2312/enmap.2015.010>.

تأثير قوة المحلول المغذى على نمو محصول الخيار المطعوم وغير المطعوم المزروع
بنظام الهيدروبونيك في الصوب

محمد السيد محمد^(١) ، سلامه عبدالحميد عبدالهادى^(٢)، تامر محمد إبراهيم قنديل^(١) ،

رحاب محمد أبوإسماعيل محضى^(١)

^(١) قسم البساتين - كلية الزراعة - جامعة طنطا

^(٢) قسم البساتين - كلية الزراعة - جامعة عين شمس

الملخص العربي

تم تنفيذ التجربة على الخيار المطعوم وغير المطعوم في فصل الشتاء وربيع عام ٢٠١٨ و عام ٢٠١٩ في صوبية من البولي إيثيلين تبلغ مساحتها ٢٤٠ م^٢ (٦ م × ٤٠ م) ، وتقع في المزرعة التجريبية بكلية الزراعة جامعة عين شمس ، القاهرة مصر. ونمت النباتات تحت درجات الحرارة والاضاءة الطبيعية في الصوبية. صنف الخيار المستخدم في هذه التجربة كان باراكودا F1. تم زراعة الخيار المطعوم وغير المطعوم في الأواني في ١٠ فبراير لموسمين متاليين وتم رى النباتات باستخدام خط ري بالتنقيط باستخدام محلول المغذيات بنسبة (٧٠ ، ٨٠ ، ٩٠ ، ١٠٠ ، ١١٠)٪. تم تنفيذ جميع الممارسات الزراعية (تهذيب ، ازاله الافرع الزائدة وعلاج الآفات والأمراض) على النحو الموصى به من قبل وزارة الزراعة المصرية لإنتاج خيار الصوب. وكان التصميم الاحصائي المستخدم تصميم قطاعات كاملة العشوائية في مكرره . وتم تقدير وزن الجذر الطازج - وزن الساق الطازج - وزن الجذر الجاف - وزن الساق الجاف - وزن الأوراق الجافة - طول الساق وعدد الأوراق - الكلوروفيل - المحصول قابل للتسويق - تحليل العناصر الغذائية N و P و K و Fe و Zn و كانت اهم النتائج المتحصل عليها استجابة معاملات النمو الخضري (وزن الساق الطازج ، وزن الجذر الطازج ، وزن الساق الجاف ، وزن الجذر الجاف ، وزن الأوراق الجافة ، طول الساق ، قطر الساق وعدد الأوراق) لكل من نبات الخيار المطعوم وغير المطعوم لقوة المحلول المغذي. حيث زادت جميع المعاملات مع زيادة قوة المحلول المغذي من ٧٠ ٪ إلى ١١٠ ٪. زاد تركيز المغذيات في أوراق نبات الخيار مع زيادة قوة محلول المغذيات إلى ١٠٠٪ ثم لم يزداد لكنه انخفض في بعض الحالات بتركيز المحلول المغذي بنسبة ١١٠٪. كما اعطت اعلى قيمة لطول لساق وعدد الأوراق التي تعكس عدد العقد لكل جذع نبات في النباتات المطعمة و الغيرمطعمه تحت قوة محلول المغذيات بنسبة ١٠٠ ٪ وبالتالي أعلى محصول من الثمار لكل نبات .

السادة المحكمين

أ.د/ محمد محمد شاهين كلية الزراعة - جامعة القاهرة

أ.د/ نبيل محمد ملش كلية الزراعة - جامعة المنوفية