

Biocidal activity of some castor extracts against the whitefly *Bemisia tabaci* (Genn) (Homoptera: Aleyrodidae)

Nasr, S. Khalil¹ ; Hesham, R. Elseedi¹ ; Mohamed A. Saleh¹ ; Mohamed S. Salama², and Mohamed S. Hamed²

1- Plant Protection Research Institute, Agric. Res. Center

2- Departement of Entomology Faculty of Science, Ain-Shams University

ABSTRACT

The biocidal activity of castor oil plant (*Ricinus communis*) in controlling the whitefly *Bemisia tabaci* (Genn) (Homoptera: Aleyrodidae) was examined. Castor oil was extracted from seeds using different solvents, hexane, acetonitril and methanol. Assays were performed with adults and larvae. Mortality of the pest increased with increasing concentrations of castor oil. The lethal concentrations of the castor oil extracts was higher for adult fly than the immature stage. The insecticidal values of castor oils were compared with other formulations based on Azadirachtin (neemix, 4.5% EC) and Pyrethrum 5% SC. Emulsions of castor seed oil gave effective control against the whitefly *Bemisia tabaci* (Genn).

Key words: *Ricinus communis*, oil, Azadirachtin, Pyrethrum, *Bemisia tabaci* (Genn)

INTRODUCTION

Whitefly *Bemisia tabaci* (Genn) is a very important pest because of the damage they cause. Control methods using castor oil have been evolved and practiced with varying degrees of success (Abbas, 2003; Baldin *et al.* 2007). Many researchers have taken the Azadirachtin and pyrethrum for comparison in their work. Also in the present study they were used for comparison and to ascertain the activities of castor oil.

Azadirachtin and Pyrethrum have a long history for use as insecticides. Azadirachtin exhibits good efficacy against key pests such as whiteflies, leaf miners, fungus gnats, thrips, aphids, and many leaf-eating caterpillars (Immaraju, 1998). Its use is recommended for insecticide resistance control, integrated pest control, and organic pest control programs. Over 400 species of insects have been shown to be susceptible to the neuroendocrine effects of azadirachtin, exhibiting classic symptoms of abnormal molts,

larval–adult intermediates, mortality at ecdysis, and delayed molts, often resulting in greatly extended instar lengths. Many studies on a wide variety of insect taxa have allowed detailed descriptions of symptoms to be recorded that show consistency between all insects tested and an ED50 (effective dose for 50% of the population) of between 1 and 4 mg/g bodyweight (Koul and Isman, 1991; Mordue (Luntz) and Blackwell, 1993; Riba *et al.*, 2003).

Pyrethrum is one of the first insecticides with a century-long history of safe use (Katsuda, 1999). The active compounds of pyrethrum extract are six esters, commonly referred to as the pyrethrins. Most insects are still susceptible to pyrethrum at low concentrations, and its action is against a wide variety of different insect species (Silcox and Roth, 1994).

MATERIALS AND METHODS

Collection of the plant seeds and preparation of the plant oil

Seeds of castor were collected from El-Minufiya Governorate during

the summer of 2007 and 2008. The seeds of the *Ricinus* species were collected from dry fruits still on the plants, and were thus ready for further processing when collected.

The oil of *Ricinus communis* was extracted and obtained by grounding the seeds using blender, then using different solvents for extraction starting with hexane for three weeks, after each week filtration was carried out and the oil was collected and obtained, so three samples of the oil were collected. After hexane, acetonitril was added and the oil was collected. Repeating the experiment starting with hexane and then followed by methanol. So oils extracted by hexane, acetonitril, and methanol were obtained. Humidity and any water can be removed using calcium chloride anhydrous. Density of the three oils was calculated and found nearly the same and estimated as 0.97, 0.96 and 0.96 gm/cm³ for the oils, respectively.

Insect used

Laboratory strain of whitefly *Bemisia tabaci* (Genn.) was obtained from Syngenta Agro Egypt Co., and maintained without exposure to insecticides for about three (3) years in the rearing laboratories of the Central Agricultural Pesticides Laboratory. The insects were confined with plotted cotton, which placed in an environmental chamber under conditions of 27 ± 2 °C, $55 \pm 5\%$ R H. and a photoperiod of 18 L: 6 D.

The cotton plants (*Gossyium hirsutum* L., Giza-83) were grown in plastic pots containing mixture of peatmoss, sand and clay soil at the rate 1: 1 and maintained in another environmental chamber until the seedlings reached 15 – 20 cm high. Thereafter, these seedlings were introduced to the insects (Coudriet *et al.*, 1985).

Emulsifier and surfactant used

1- Genapol OAO: white cloudy liquid, nonionic surfactant.

2- Colsogen 4814: Brownish viscous liquid, anionic emulsifier of n- C12 alkylbenzene sulphonate calcium salt in 2- ethylhexanol.

The emulsifier used is a mixture of these two compounds with a ratio 1: 3

Bioassay

The bioassay method for obtaining concentration – mortality lines was previously described by Prabhaker *et al.* (1985). Attached cotton leaves were dipped for 5 Sec. in 100 ml of the desired concentrations of each insecticide and allowed to dry. Twenty adult whiteflies were exposed to the treated leaves confined in small cages (by an aspirator). Mortality was recorded 48 hrs after treatment. At least 5 concentrations were tested for each insecticide, and each test replicated 5 times. The treated leaves with the adults were kept at constant laboratory conditions of 27 ± 2 °C, $55 \pm 5\%$ R H. and a photoperiod of 18 L: 6 D. The data were analysed statistically using probit analysis.

Commercial botanical insecticides formulations used:

- Neemix 4.5% EC (W/V): (formulated by Certis biopesticides company-USA

- Pyrethrum 5 % SC (W/V): (formulated by Agropharm)

RESULTS AND DISCUSSION

Extracts of castor (*Ricinus communis*) seeds prepared using various solvents, hexane, Acetonitrile and Methanol, were studied against the whitefly, *Bemisia tabaci* (Homoptera: Aleyrodidae). The insecticidal values of castor oils were compared with other formulations based on Azadirachtin (neemix 4.5% EC) and Pyrethrum (Reptide 5% SC). The current work was undertaken to establish the effectiveness of the crude castor oils as an insecticide against whitefly. The crude oils were treated

with an emulsifier to facilitate its mix with water. It formed an emulsion directly when mixed with water. In addition, nonionic surfactants was used which preferred for best results. The nonionic surfactants are surface-active compounds, which do not ionize in water solution. The ratio of the surfactant to the emulsifier was 1: 3. The emulsifier content never exceeded 10% of the oil content by any way to not affect on the results obtained.

Water was used in our investigations as a preferred carrier. A direct spray was used so that upper and lower leaf surfaces are contacted. The spray was applied in a manner to

provide complete and uniform coverage of infested plants.

The data for mortality of Azadirachtin (neemix 4.5% EC), Pyrethrum 5% SC and crude castor oils are shown in Tables 1 to 5. Tables 6 to 10 show the mortality related to the active ingredient percentage and Figures 1 to 5 show their regression lines.

Table 1: LC₅₀ and data analysis for Neemix 4.5 % (W/V) against white fly *Bemisia tabaci*

Larval instar	LC ₅₀ (mg/L)	95% confidence limits (mg/L)		Slope ± Standard Error (SE)	Chi square (χ^2)
		Lower	Upper		
1 st Instar	1.12	0.15	2.46	1.70±0.16	20.45
2 nd Instar	1.76	1.49	2.03	2.34±0.24	0.08
3 rd Instar	2.12	1.71	2.63	1.27±0.14	2.59
4 th Instar	4.34	3.33	6.29	1.11±0.20	3.37

Table 2: LC₅₀ and data analysis for Pyrethrum 5% SC (W/V) against white fly *Bemisia tabaci*

Larval instar	LC ₅₀ (mg/L)	95% confidence limits (mg/L)		Slope ± Standard Error (SE)	Chi square (χ^2)
		Lower	Upper		
1 st Instar	1.86	1.50	2.22	1.77±0.21	3.77
2 nd Instar	3.48	2.67	4.79	1.10±0.19	0.42
3 rd Instar	4.05	2.42	11.08	1.27±0.15	6.56
4 th Instar	5.47	3.22	28.26	1.81±0.22	3.85

Table 3: LC₅₀ and data analysis for castor oil seed extracted by acetonitrile) against white fly *Bemisia tabaci*

Larval instar	LC ₅₀ (mg/L)	95% confidence limits (mg/L)		Slope ± Standard Error (SE)	Chi square (χ^2)
		Lower	Upper		
1 st Instar	0.50	0.36	0.65	2.92±0.24	10.78
2 nd Instar	0.71	0.48	0.98	2.49±0.18	13.94
3 rd Instar	1.47	0.95	2.14	2.50±0.19	9.82
4 th Instar	3.01	1.75	5.55	2.47±0.23	4.98

Table 4: LC₅₀ and data analysis for castor oil seed extracted by methanol against white fly *Bemisia tabaci*

Larval instar	LC ₅₀ (mg/L)	95% confidence limits (mg/L)		Slope ± Standard Error (SE)	Chi square (χ^2)
		Lower	Upper		
1 st Instar	0.35	0.22	0.46	2.45±0.24	8.31
2 nd Instar	0.54	0.46	0.62	2.29±0.18	5.26
3 rd Instar	1.63	1.00	2.56	2.45±0.19	12.39
4 th Instar	2.49	2.16	2.86	2.29±0.22	1.23

Table 5: LC₅₀ and data analysis for castor oil seed extracted by hexane) against white fly *Bemisia tabaci*

Larval instar	LC ₅₀ (mg/L)	95% confidence limits (mg/L)		Slope ± Standard Error (SE)	Chi square (χ^2)
		Lower	Upper		
1 st Instar	0.84	0.62	1.11	2.59±0.18	11.05
2 nd Instar	1.69	1.08	2.62	2.49±0.19	11.66
3 rd Instar	2.56	2.12	3.15	1.42±0.15	3.30
4 th Instar	3.79	3.19	4.60	1.77±0.21	0.66

Table 6: LC₅₀ and data analysis for Nemix 4.5 % (W/V) against white fly *Bemisia tabaci* related to the active ingredient

No	Line name	LC ₅₀	Lower limit	Upper limit	Slope	Slope +/-
1	Nemix 1 st instar	50,548			1,701	0,161
2	Nemix 2 nd instar	80,128	66,833	93,489	2,127	0,235
3	Nemix 3 rd instar	95,429	77,112	118,676	1,27	0,144
4	Nemix 4 th instar	195,432	149,862	282,76	1,114	0,196

Table 7: LC₅₀ and data analysis for pyrethrum 5% SC against white fly *Bemisia tabaci* related to the active ingredient

No	Line name	LC ₅₀	Lower limit	Upper limit	Slope	Slope +/-
1	Pyrethrum 1 st instar	93,017	75,209	110,887	1,772	0,212
2	Pyrethrum 2 st instar	174,303	133,718	239,164	1,101	0,194
3	Pyrethrum 3 rd instar	202,314	161,115	270,385	1,272	0,149
4	Pyrethrum 4 th instar	273,621	226,719	350,441	1,81	0,22

Table 8: LC₅₀ and data analysis for Castor Oil extracted by Acetonitril against white fly *emisia tabaci* related to the active ingredient

No	Line name	LC ₅₀	Lower limit	Upper limit	Slope	Slope +/-
1	Oil by acetonitril 1 st instar	448,855	279,624	636,815	2,922	0,24
2	Oil by acetonitril 2 nd instar	640,979	374,615	999,853	2,442	0,188
3	Oil by acetonitril 3 rd instar	1371,712	1190,218	1586,834	2,215	0,22
4	Oil by acetonitril 4 th instar	2709,076	2378,408	3093,078	2,469	0,229

Table 9: LC₅₀ and data analysis for Castor Oil extracted by MeOH against white fly *Bemisia tabaci* related to the active ingredient

No	Line name	LC ₅₀	Lower limit	Upper limit	Slope	Slope +/-
1	Oil by MeOH 1 st instar	312,411	167,18	425,696	2,446	0,235
2	Oil by MeOH 2 nd instar	483,541	414,649	554,929	2,252	0,189
3	Oil by MeOH 3 rd instar	1569,683	1354,077	1841,822	2,099	0,218
4	Oil by MeOH 4 th instar	2257,118	1954,538	2591,837	2,278	0,223

Table 10: LC₅₀ and data analysis for Castor Oil extracted by Hexane against white fly *Bemisia tabaci* related to the active ingredient

No	Line name	LC ₅₀	Lower limit	Upper limit	Slope	Slope +/-
1	Oil by hexane 1 st instar	776,069	681,553	881,767	2,393	0,187
2	Oil by hexane 2 nd instar	1639,466	1415,406	1926,577	2,119	0,219
3	Oil by hexane 3 rd instar	2306,406	1906,846	2835,202	1,424	0,148
4	Oil by hexane 4 th instar	3409,513	2871,359	4151,552	1,77	0,209

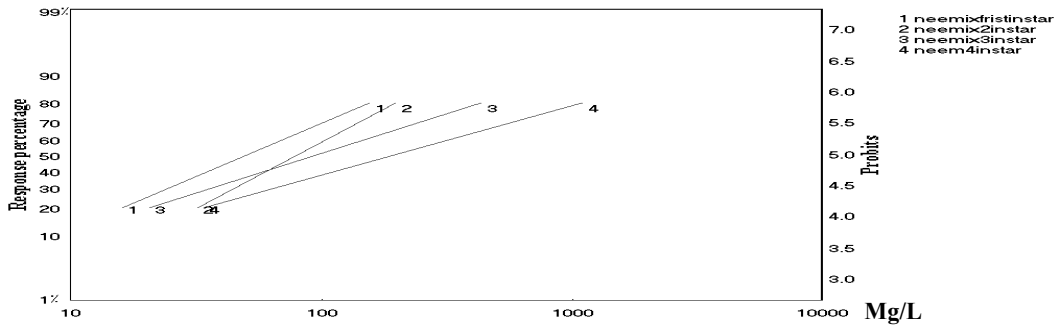


Fig. 1: LC₅₀ – probits analysis for Neemix 4.5 % EC (W/V) against white fly *Bemisia tabaci* related to the active ingredient

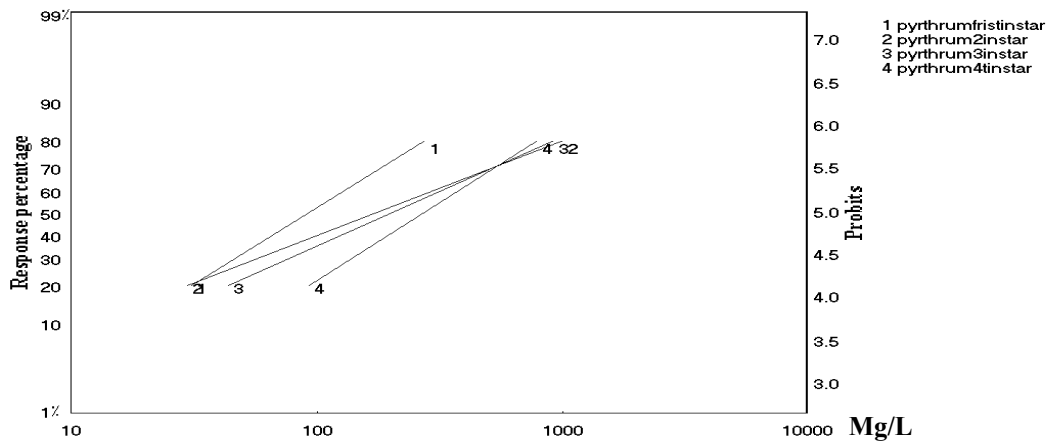


Fig. 2: LC₅₀–probits analysis for pyrethrum 5% SC (W/V) against white fly *Bemisia tabaci* related to the active ingredient.

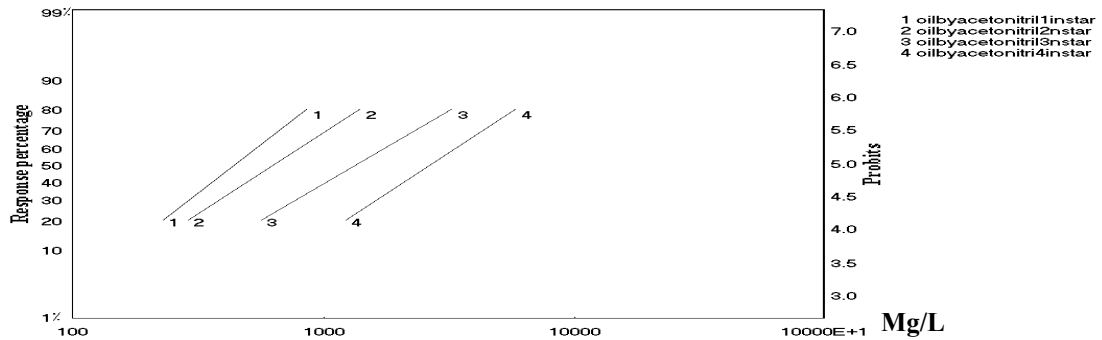


Fig. 3: LC₅₀ – probits analysis for Castor Oil extracted by Acetonitril against white fly *Bemisia tabaci* related to the active ingredient.

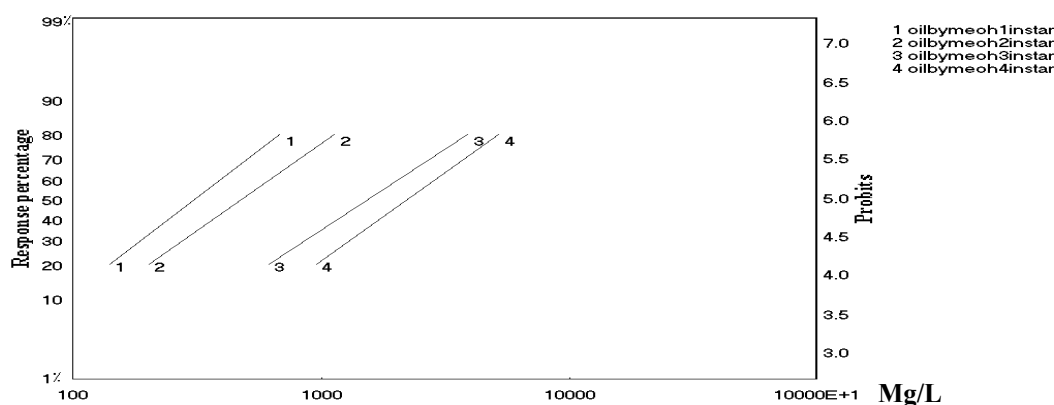


Fig. 4: LC₅₀ – probits analysis for Castor Oil extracted by MeOH against white fly *Bemisia tabaci* related to the active ingredient.

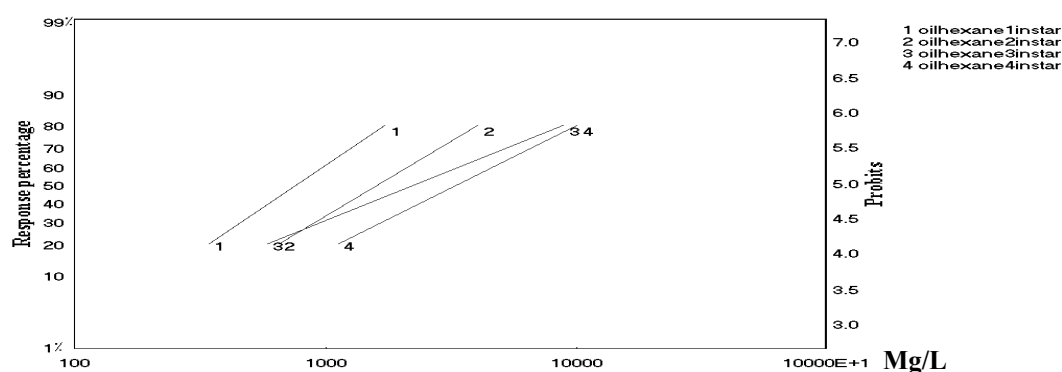


Fig. 5: LC₅₀ – probits analysis for Castor Oil extracted by Hexane against white fly *Bemisia tabaci* related to the active ingredient.

The results showed that mortality of the pest (whitefly, *Bemisia tabaci*) increased with increasing concentrations of castor oil. The lethal concentration of the castor oil extracts was higher for the adult fly than immature. A methanol oil extract was the most potent and had the highest contact toxicity. Other extracts produced toxicities which were slightly lower. The order of decreasing toxicity was methanol, acetone and hexane extracts, respectively. This close of mortality with different extracts which gave different product yield compounds support the mode of action of oils that is partially attributed to interference in normal respiration,

resulting in suffocation (Schoonhoven, 1978). The most likely mechanism of activity of a refined mineral oil on *S. grunarius* adults was that of blocking the tracheal system, causing beetle death by anoxia (Hewlett, 1975).

However, factors other than oxygen starvation probably also play a role in their mode of action. Repellent and ovicidal properties of different oils have also been observed (Varma and Pandey, 1978; Babu *et al.*, 1989). Larew and Locke (1990) proposed that the oils may involve removal of insect cuticle wax, physical action, repellency or cell membrane disruption. Egg mortality has been attributed to toxic components (Su *et al.*, 1972) and also

to physical properties, which cause changes in surface tension and oxygen tension within the egg (Singh *et al.*, 1978). It is also thought that oils exert some lethal action on developing embryos or 1st instar larvae, e.g. by the reduction in rate of gaseous exchange due to a “barrier” effect and/or direct toxicity by penetrated oil fractions (Don Pedro, 1989). Another hypothesis is that oil infiltration under the operculum may block respiration or disrupt the water balance of eggs and developing embryos (Messina and Renwick, 1983). It has been postulated that fatty acid chain lengths are related to the amount of insect control and or insecticidal activity has also been attributed to the triglyceride component and to the oleic acid content (Hill and Schoonhoven, 1981 a, b). These postulation and hypothesis can be proposed with our experiment for oils of *Ricinus communis* where the GC/Mass analysis showed that the oils comprised largely of fatty acids and ricinoleic esters content especially with acetonitrile extract. Ricinoleic acid, the major fatty acid present in castor oil, has a variety of effects on the gastrointestinal tract, including inhibition of water and electrolyte absorption (Donowitz, 1979).

REFERENCE

- Abbas,-A-A. (2003). Efficiency of natural product against the white fly *Bemisia tabaci* (Genn) (Homoptera: Aleyrodidae). *Annals-of-Agricultural-Science,-Moshtohor.* 41(2): 961-967.
- Babu, T. R., Reddy, V. S. and Hussaini, S. H. (1989). Effect of edible and non edible oils on the development of the pulses beetle *Callosobruchus chinensis* (L) and on viability and yield of mungbean (*Vigna radiata* (L) Wilczek). *Tropical Science*, 29: 2 15 – 220.
- Baldin,-E. L. L., Souza, D. R., Souza, E. S. and Beneduzzi,R. A. (2007). Use of plant extracts on whitefly control in tomato grown in green house. *Horticultura-Brasileira*, 25(4): 602-606.
- Coudriet, D. L., Prabhaker, P., Kishada, A. N. and Meyerdrik, D. E. (1985). Variation in development rate on different hosts and overwintering of the sweetpotato whitefly, *Bemisia tabaci* (Homoptera: Aleyrodidae). *Environ. Entomol.*, 14: 516 – 519.
- Don Pedro, K. N. (1989). Mechanisms of action of some vegetable oils against *Sitophilus zeamais* Motsch. (Coleoptera: Curculionidae) on wheat. *Journal of Stored Products Research*, 25: 217 – 223.
- Donowitz, M. (1979). Current concepts of laxative action: Mechanisms by which laxatives increased stool water. *J. Clin. Gastroenterol.* 1: 77-84.
- Hewlett, P. S. (1975). Lethal action of a refined mineral oil on adult *Sitophilus granarius* (L.). *Journal of Stored Products Research*, 11: 119 – 120.
- Hill, J. M. and Schoonhoven, A. V. (1981a). Effectiveness of vegetable oil fractions in controlling the Mexican bean weevil on stored beans. *J. Econ. Entomol.*, 74: 478 - 479.
- Hill, J. M. and Schoonhoven, A. V. (1981b). The use of vegetable oils in controlling insect infestations in stored grains and pulses. *Recent Advances Food Science and Technology*, 1: 473-481.
- Immaraju, J. A. (1998). The commercial use of azadirachtin and its integration into viable pest control programmes. *Pest. Sci.* 54, 285–289.
- Katsuda, Y. (1999). Development of and future prospects for pyrethroid chemistry. *Pest. Sci.*, 55: 775–782.
- Koul, O. and Isman, M. B. (1991). Effects of azadirachtin on the dietary utilization and development of the variegated cutworm *Peridroma saucia*. *J. Insect Physiol.*, 37: 591–598.
- Larew, H. G. and Locke, J. C. (1990). Repellency and toxicity of a horticultural oil against whiteflies on chrysanthemum. *HortScience*, 25: 1406-1407.
- Messina, F. J. and Renwick, J. A. A. (1983). Effectiveness of oils in protecting stored cowpea from the cowpea weevil (Coleoptera: Bruchidae). *J. Econ. Entomol.*, 76: 634 – 636.
- Mordue (Luntz), A.J., Blackwell, A., (1993). Azadirachtin: an update. *J. Insect Physiol.* 39, 903–924.

- Prabhaker, N., Coudriet, D. L. and Meyerdirk, D. F. (1985). Insecticide resistance in the sweetpotato whitefly, *Bemisia tabaci* (Homoptera: Aleyrodidae). J. Econ. Entomol. 78: 748 – 752.
- Riba, M., Martí, J. and Sans, A. (2003). Influence of azadirachtin on development and reproduction of *Nezara viridula* L. (Het., Pentatomidae). J. Appl. Entomol., 127: 37–41.
- Schoonhoven, A. V. (1978). The use of vegetable oils to protect stored beans from bruchid attack. J. Econ. Entomol., 71: 254 – 256.
- Silcox, C. A. and Roth, E. S. (1994). Pyrethrum for pest control. In: Casida, J.E., Quistad, G.B. (Eds.), Pyrethrum Flowers. Oxford University Press, Oxford, pp. 285–301.
- Singh, S. R.; Luse, R. A.; Leuschner, K. and Nangju, D. (1978). Groundnut oil treatment for the control of *Cuiiosobruchus maculatus* (F.) during cowpea storage. Journal of Stored Products Research, 14: 77 – 80.
- Su, H. C. F.; Speirs, R. D. and Mahany, P. G. (1972). Toxicity of citrus oils to several stored-product insects: laboratory evaluation. J. Econ. Entomol., 65: 438- 441.
- Varma, B. K. and Pandey, G. P. (1978). Treatment of stored green seed with edible oils for protection from *Cailosobruchus maculatus* (Fabr.). Indian Journal of Agricultural Sciences, 48: 72-75.

ARABIC SUMMARY

النشاط الابادي الحيوى لبعض مستخلصات نبات الخروع ضد آفة الذبابة البيضاء

نصر صبحى خليل^١ – هشام رشدى الصعيدى^١ – محمد عبد الله صالح^١ – محمد سيد سلامة^٢
محمد سعد حامد^٢

١- معهد بحوث وقاية النبات – مركز البحوث الزراعية

٢- قسم علم الحشرات – كلية العلوم – جامعة عين شمس

استهدفت هذه الدراسة بحث و تقييم كفاءة بعض المستخلصات النباتية و بعض المبيدات الحيوية النباتية ضد بعض الآفات الحشرية. حيث تم دراسة تأثير المستخلصات الزيتية الناتجة من بذور نبات الخروع باستخدام مذيبات مختلفة مثل الهكسان و الالاسيتونيترييل و الميثانول ضد الذبابة البيضاء و تم مقارنتها ببعض المستحضرات النباتية التجارية التي تحتوى على مادة الأزاديراكتين و البيريثرم كمواد فعالة. أثبتت الدراسة كفاءة استخدام زيت بذرة الخروع ضد الذبابة البيضاء. و تم اضافة بعض المواد التي تساعد على استحلاب هذه الزيوت وذلك لسهولة امتزاجها بالماء مع مراعاة عدم زيادة هذه المواد عن ١٠% حتى لا تؤثر على النتائج. نسب الموت في الذبابة البيضاء ارتفعت مع زيادة التركيزات المستخدمة وكانت الجرعة نصف المميتة في الأطوار الأولى اقل منها في الأطوار الكبيرة لليرقات. أظهر مستخلص الميثانول تأثيرا أعلى نسبيا من المذيبات الأخرى وان كانت أظهرت تأثيرا متقاربا مع الميثانول أيضا. اظهر التحليل الكيماوي بواسطة جهاز كروماتوجرافى الغاز احتواء هذه الزيوت على نسبة عالية من الاحماض الدهنية و استرات الريسبينين.