

**Toxicity and Biological effect of *Capparis* leaves extracts to the black cutworm,
Agrotis ipsilon (Hufn.)**

Mahasen M. A. El-Shershaby

Plant Protection Research Institute, Agriculture Research Center,
Giza, Egypt

ABSTRACT

Three different concentrations (20, 10 and 5%) of ethanol, ethyl acetate, diethyl ether and chloroform extracts of *Capparis aegyptia* plant leaves were tested against 2nd instar larvae of *Agrotis ipsilon* to study the toxicity and their effects on some biological parameters under laboratory conditions. Maximum mortality percentage was 40% at 5% of ethyl acetate extract, while treatment with ethanol extract recorded the lowest mortality percentages especially at 5%. Calculated LC₅₀ was ranged between 5.752 and 8.027 at treatments with ethanol extract and chloroform extract, respectively. Low concentrations were almost more toxic than high. Malformation percentages of emerged adults were observed with ethanol and diethyl ether extracts. Fecundity reduction percentages at treatments in comparison with control reached the maximum (100%) at treatment with ethyl acetate extract while the minimum was about 50% at chloroform extract treatment.

INTRODUCTION

Several crops naturally infested with many noctuid insect pests in the field resulting unlimited yield loss. The black cutworm, *Agrotis ipsilon* (Hufn.) is considered the most notorious and destructive phytophagous insect pest in Egypt, not only to cotton but also to many field crops and vegetables (Salama *et al.*, 1970 and Kandil *et al.*, 2003).

The excessive use of insecticides, particularly those with long residual effect, resulted in several harm to the natural balance between pests and their enemies by killing many non-target organisms, long storage and some times very slow degradation of the insecticides and in many cases high toxicity to mammals (Schmidt, 1986). In an endeavour to overcome this defect, entomologists are concerned to use alternative approaches to control insect pests. One of these approaches is the use of natural pesticides. These materials have a relatively low mammalian toxicity as compared to many chemical pesticides (Ahmed *et al.*, 1984)

Plants of the genus *Capparis* (Family: Capparaceae) have been a subject of interest to some investigators from the phytochemical point of view and in particular its glucosinolate content (Kjaer, 1961 and Brown, 1964). Investigation of the medicinal plant *Capparis aegyptia* L., revealed the presence of alkaloids, glucosinolates, sterols and flavonoids (Hammouda *et al.*, 1975) as well as coumarins, rutilic acid, saponins and pectic acid (Ahmed *et al.*, 1972).

The objective of the present work is to study the efficacy of ethanol, ethyl acetate, diethyl ether and chloroform extracts of *Capparis aegyptia* plant leaves on its toxicity and some biological parameters of black cutworm, *Agrotis ipsilon*.

MATERIAL AND METHODS

1- Rearing of Experimental Insect

Pupae of the black cutworm, *A. ipsilon* were supplied from a laboratory, Department of Cutworm and Mole Crickets, Plant Protection, Research Institute, Agriculture Research Center. Emerged adults were kept in a glass jar

at ratio (1 ♂: 1 ♀), jars were supplied with onion-skin paper and covered with black gauze for laying eggs. For adults feeding a piece of cotton soaked with 20% honey solution was used. Hatched larvae were reared in plastic cages (20 x 30 x 50cm) supplied with tissue paper for moisture and castor oil leaves for feeding. After the third moulting, larvae reared individually to avoid cannibalistic behaviour (El-Shershaby, 2010).

2- Preparation of Extracts

a)- Plant Materials

Leaves of the wild plant, *C. aegyptia* (*C. spinosa* var. *aegyptia* Boiss.) (Family: Capparaceae), were collected from different areas of South Sinai and left to dry at room temperature.

b) - Extract Preparation

Crude extract of dry powder of plant leaves was prepared using 4 different solvents, Ethanol, Ethyl acetate, Chloroform and Diethyl ether according to Su and Horvat (1981).

c) -Tested Concentrations

Three different concentrations (20, 10 and 5%) of each extract were prepared using distilled water and tween-20 (3-5 drops) as an emulsifier and a magnetic stirrer was used for mixing.

3- Experiments

Newly moulted 2nd instar larvae of *A.ipsilon* were collected from the stock culture to use in the experiments. Plastic cups (5 cm in diameter and 4 cm height) were used; each cup contains 5 larvae of 2nd instar, confined with treated piece of castor oil leaf (using dipping technique) for feeding and a tissue paper to reduce the moisture. Cups were covered with gauze material and incubated at controlled constant conditions of 25 ±2^oC and 50-60% RH and day light.

Five cups were used as replicates/concentration/extract. Untreated food was used in check cups.

Two days post treatment; larvae were transferred individually into clean

cups, which supplied with untreated food and a small piece of tissue paper until pupation. The whole tests were repeated 5 times.

Percentages of larval, prepupal and pupal mortality, deformed and non-deformed emerged adults in addition to fecundity and fertility of treatments and control were recorded.

To determine the effect of tested extracts on fecundity and fertility of emerged adult females from treated larvae, moths were kept in a glass jar and fed on 20% honey solution. Black paper sheets were hanged up inside the jars for oviposition. Five jars were used as replicates per concentration and the same number were used as control. Total number of laid eggs per replicate was counted and the percentage of hatchability was calculated for treatments and control.

Insect rearing and all experiments were carried out at controlled conditions of 25 ±2^oC, 50-60% RH and day light.

1. Statistical analysis

Statistical analysis was carried out using Analysis of Variance (one way ANOVA) test through "SPSS-Computer Program". Means were compared using Duncann's Multiple Range test. Percentage of mortality was corrected according to Abbott's formula (Abbott, 1925), the Probit Analysis was applying for calculating LC₅₀ according to Finney (1952).

RESULTS

Data in table (1) reflect the different mortality responses of the treated *Agrotis ipsilon* 2nd larval instar. The highest percent mortality (40%) was recorded for ethyl acetate extract at 5% concentration, where the lowest percentage mortality (5%) was recorded for ethanol extract at the same concentration. The other extracts with the tested concentrations reflects different mortality percentage ranged between 10 and 30%; being statistically different either between extract or between tested concentrations (Table 1).

Table (1): Percentage of mortality of *A. ipsilon* larvae treated at 2nd instar with *C. aegyptia* extracted leaves using different solvents

Concentration (%)	Mortality percentage (%) of treated larvae					
	Ethanol	Ethyl acetate	Chloroform	Diethyl ether	Control	F1-value
20	15.0+1.3 ^{bb}	10.0+0.7 ^{cc}	10.0+0.9 ^{cc}	30.0+1.3 ^{aa}	8.0+0.7 ^C	79.873**
10	20.0+0.9 ^{ab}	15.0+0.9 ^{bc}	30.0+0.6 ^{aa}	10.0+0.8 ^{bd}	8.0+0.7 ^D	113.016**
5	5.0+0.3 ^{dd}	40.2+1.1 ^{aa}	25.0+0.6 ^{bb}	10.0+0.7 ^{bc}	8.0+0.7 ^C	424.860**
Control	8.0+0.7 ^c	8.0+0.7 ^c	8.0+0.7 ^c	8.0+0.7 ^c		
F2-value	57.880**	292.069**	247.228**	125.522**		

**= Highly Significant

- Means in columns followed with the same SMALL letters(s) are not significantly different at 5% level of probability (F1-value).

- Means in rows followed with the same CAPITAL letters(s) are not significantly different at 5% level of probability (F2-value).

The corrected percentage mortality for larval and pupal stages and the LC-values reflect the reverse effect of all extracts except of diethyl ether, which induced normal effect shape (Table2). The highest concentration

(20%) of ethanol, ethyl acetate and chloroform extracts, recorded the lowest percentage mortality, followed by 10% concentration then the lowest concentration (5%) which recorded the highest percent mortality.

Table (2): Mortality percentage of larval and pupal stages of treated 2nd instar larvae

Concentration (%)	Corrected mortality (%)			
	Ethanol	Ethyl acetate	Chloroform	Diethyl ether
20	21	15	3	72
10	20	23	57	53
5	61	62	65	45

The vies versa, diethyl ether at the highest concentration induced the highest percent mortality, while the lowest concentration (5%) recorded the lowest percentage mortality (Table 2) the same trends were observed in table (3) when the needed concentration for killing 25% of the pupation represented by the highest value, and the needed concentration for killing 90% of the population was the lowest in case of ethanol, ethyl acetate and chloroform extract; but in case of diethyl ether, the lowest LC-value (LC₂₅)

represented the lowest concentration (1.866%) and the highest (LC₉₀) represented the highest concentration (88.890%). The survived larvae of *A.ipsilon* 2nd instar, post treatment, pupate normally as illustrated in figures (1, 2& 3). It was observed that the latent effects of different extracts could be arranged according to its strength as follows: chloroform>ethanol > ethyl acetate > diethyl ether (at 20% concentration); being significantly different either among each other or when compared with the check group.

Table (3): Calculated lethal concentrations of extracted *C. aegyptia* leaves using different solvents

Calculated LC	Concentrations at different solvents (%)			
	Ethanol	Ethyl acetate	Chloroform	Diethyl ether
LC ₂₅	13.112	11.912	13.216	1.866
LC ₅₀	5.752	6.098	8.027	7.073
LC ₉₀	1.201	1.708	3.113	88.890
Slope	- 1.8848	- 2. 3195	- 3.1153	1.1659

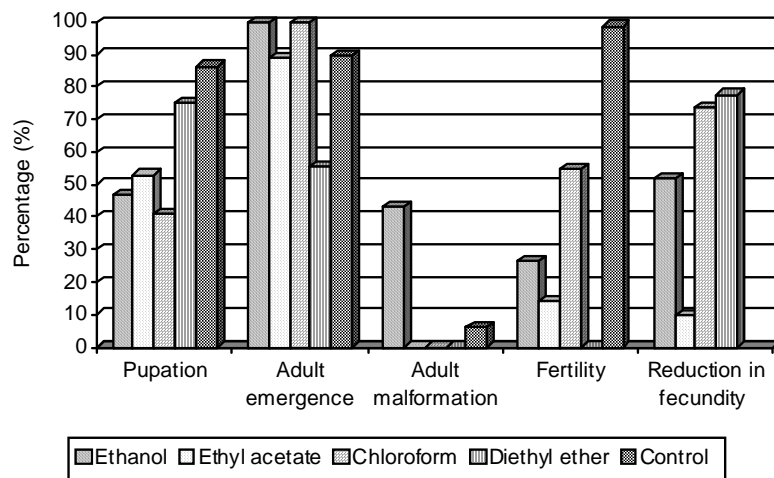


Fig. 1: Latent effects of the treatment of the newly moulted 2nd instar larvae with 20% concentration of different *Capparis* extracts.

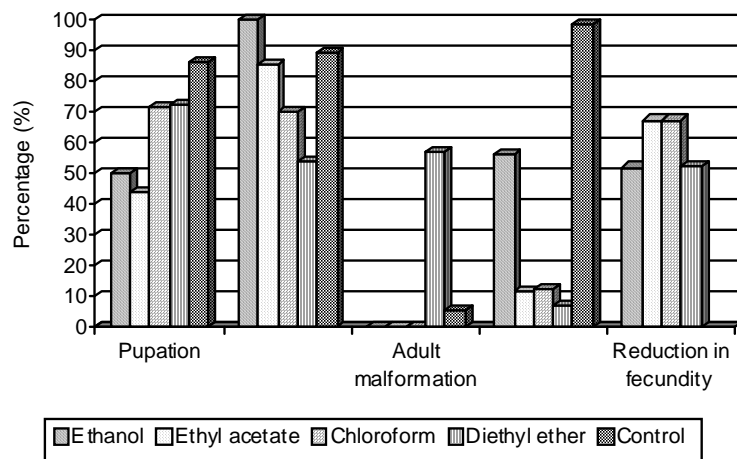


Fig. 2: Latent effects of the treatment of the newly moulted 2nd instar larvae with 10% concentration of different *Capparis* extracts.

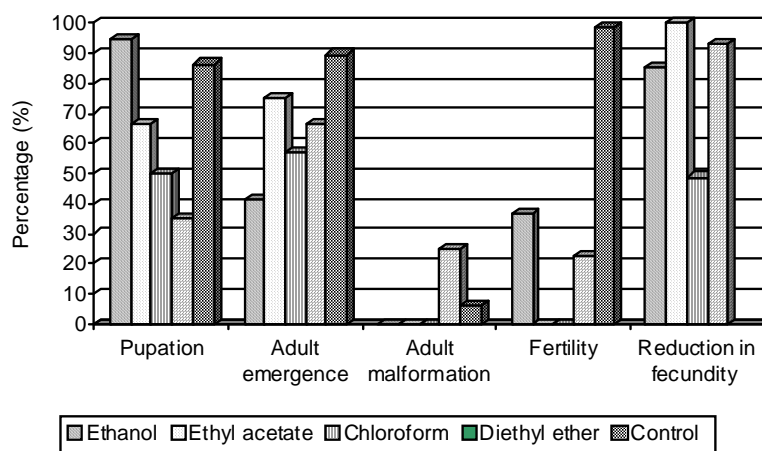


Fig. 3: Latent effects of the treatment of the newly moulted 2nd instar larvae with 5% concentration of different *Capparis* extracts.

With going on, the ethanol and chloroform treatment did not affect the adult emergence, where both diethyl ether and ethyl acetate reduced the adult emergence to reach 55.6 and 88.89%, respectively. The fertility of the emerged normal females was affected by the larval treatments, where the fertility reached 0% in case of diethyl

ether, followed by ethyl acetate (14.1%), ethanol (26.3%) then ethanol (54.6%). The reduction in fecundity when compared to the check group are 77.6, 73.5, 52.0 and 9.8% for diethyl ether, chloroform, ethanol then ethyl acetate, respectively, being significantly different between each other (Table 4).

Table (4): Effect of different concentrations of *C. aegyptia* leaves extracts on the mortality and some biological parameters of *A. ipsilon*

Tested item	20% Concentration					F-value
	Ethanol	Ethyl acetate	Chloroform	Diethyl ether	Control	
Larval mortality (%)	15.0+1.3b	10.0+0.7c	10.0+0.9c	30.0+1.3a	8.0+0.7c	79.873**
Prepupal mortality (%)	11.8+0.4a	0c	0c	0c	4.4+0.3b	498.647**
Pupal mortality (%)	0c	11.1+0.6b	0c	44.4+1.2a	10.5+1.0b	611.528**
Pupation (%)	46.7+0.7d	52.9+0.5c	41.2+0.7e	75.0+1.4b	86.4+0.7a	504.750**
Adult emergence (%)	100.0+0.0a	88.8+0.7b	100.0+0.0a	55.6+1.25c	89.5+0.4b	752.375**
Adult malformation (%)	42.9+0.9a	0c	0c	0c	5.9+0.1b	204.283**
Fertility (%)	26.3+0.5c	14.1+0.6d	54.6+0.7b	0e	98.8+0.4a	681.368**
Fecundity (n./♀)	207.3+6.2d	474.5+3.1b	114.5+2.4e	767.0+0.7a	431.8+2.6c	536.057**
Reduction in fecundity (%)	52.0+0.7c	9.8+0.3d	73.5+0.8b	77.6+0.5a	---	263.765**
10% Concentration						
	Ethanol	Ethyl acetate	Chloroform	Diethyl ether	Control	F-value
Larval mortality (%)	20.0+0.9b	15.0+0.9c	30.0+0.6a	10.0+0.8d	8.0+0.7d	113.016**
Prepupal mortality (%)	6.3+0.3a	0c	0c	0c	4.4+0.3b	227.085**
Pupal mortality (%)	0e	14.3+0.4c	30.0+1.1b	46.2+1.0a	10.5+1.0d	478.848**
Pupation (%)	50.0+0.6c	43.8+0.9d	71.4+0.4b	72.2+0.5b	86.4+0.7a	689.392**
Adult emergence (%)	100.0+0.0a	85.3+0.9c	70.0+1.2d	53.9+0.9e	89.5+0.4b	495.580**
Adult malformation (%)	0c	0c	0c	57.1+0.8a	5.9+0.1b	517.678**
Fertility (%)	56.1+0.2b	11.8+0.2d	12.8+0.2c	6.8+0.4e	98.8+0.4a	190.714**
Fecundity (n./♀)	206.7+6.0c	723.0+2.9a	140.8+1.7d	206.2+1.1c	431.8+2.6b	514.249**
Reduction in fecundity (%)	52.1+0.3b	67.4+2.3a	67.4+1.8a	52.3+1.9b	---	25.556**
5% Concentration						
	Ethanol	Ethyl acetate	Chloroform	Diethyl ether	Control	F-value
Larval mortality (%)	5.0+0.3d	40.2+1.1a	25.0+0.6b	10.0+0.7c	8.0+0.7c	424.860**
Prepupal mortality (%)	0c	0c	0c	5.6+0.5a	4.4+0.3b	117.791**
Pupal mortality (%)	58.8+0.3a	25.0+0.8d	42.9+0.6b	33.3+1.1c	10.5+1.0e	410.466**
Pupation (%)	94.4+1.0a	66.7+0.6c	50.0+0.9d	35.3+0.7e	86.4+0.7b	911.469**
Adult emergence (%)	41.2+0.9e	75.0+0.8b	57.1+0.7d	66.7+0.5c	89.5+0.4a	717.650**
Adult malformation (%)	0c	0c	0c	25.0+0.3a	5.9+0.1b	514.088**
Fertility (%)	36.7+1.1b	0d	0d	22.5+0.7c	98.8+0.4a	497.728**
Fecundity (n./♀)	63.7+1.7c	0e	221.0+1.2b	29.7+0.7d	431.8+2.6a	137.905**
Reduction in fecundity (%)	85.2+2.2c	100.0+0.0a	48.8+2.2d	93.1+1.9b	---	154.110**

The corresponding figures for 10 and 5% concentrations of the extracts were more or less gave the same trends (Figs. 2&3).

It was clear that the 5% concentration of extracts was more drastically affected all given parameters when compared with 10 or 20% of extracts concentration (Table 4).

DISCUSSION

The black cutworm *Agrotis ipsilon* (Hufn.) is a major pest attack seedlings of many economic plants. It's actually one of the most important insect pests of

vegetables and several field crops in Egypt (Salem *et al.*, 1982). The wide range of natural host of the target insect could be increase the resistance to the natural and /or alternative toxic chemicals.

It's interesting that on strictly biochemical criteria polyphagy may enhance the potential of a species to develop resistance, Krieger *et al.* (1971). Slight toxicity of tested *Capparis* extracts that obtained in our results may be due to developed resistance of target insect.

Significant reduction in the total number of eggs laid by *Tetranychus urticae*

Koch. was recorded during 15 days period for all *C. aegyptia* extracts tested by Hussein *et al.* (2006). This finding accordance with our results in the reduction percentage of adult female fecundity emerged from treated larvae, which recorded almost more than 50% reduction in comparison with control.

Our results in toxicity of *Capparis* extracts and the effect on oviposition of emerged adult from treated larvae of *A. ipsilon* are matched with that found by Upadhyay *et al.* (2006) they concluded that , extracts of *Capparis deidua* stems and flows showed insecticidal and oviposition inhibitory activities against *Bruchus chinensis*.

Presence of alkaloid, polyphenols and flavonoids chemical groups in *Capparis* extracts as stated by Rodrigo *et al* (1992) and sharaf *et al* (2000) shed some light on the antifeeding effect of these extracts according that obtained in several studies using such compounds extracted from natural sources and examined against some insect pests (Reyes-Chilpa *et al.*, 1995; Musayimana *et al.*, 2001 and Simmonds, 2001).

Effect of low concentration was more observed than that obtained at higher as shown in our results; this observation may be due to the little amount of food consumption that correlated with very limited active or effective chemical groups at high concentration as a result to the antifeeding effect in contrast that found at low concentration.

REFERENCES

- Ahmed, S.; Grainges, M.; Hylin, J.W.; Mitchel, W.C. and Lit-Singer, S. (1984). Some promising plant species for use as pest control agents under traditional farming systems. Proc. 2nd Int. Neem Conf., Rausisch-holzhausen, 1983. pp. 565-580.
- Ahmed, Z.F., Rizk, A.M., Hammouda, F.M. and Seif El-Nasr, M.M. (1972). Phytochemical study of *Lantana camara*. Terpenes and lactones II. *Planta Med.* 22, 34-37.
- Abbott, W.S. (1925): A method of computing the effectiveness of an insecticide. *J. Econ. Entomol.*, 18: 265-267.
- Brown, D.H. (1964). Ph.D Thesis, London University.
- El-Shershaby, M.M.A. (2010). Toxicity of heavy metals to *Agrotis ipsilon* (Hufn) and the entomopathogenic Nematode, *Steinernema carpocapsae*. *Agricultural Research Journal*; Suez Canal University. 10(1):101-106.
- Finney, D.J. (1952): Probit analysis, 2nd Ed. Cambridge University Press, London, 318 pp.
- Hammouda, F.M.; Seif-El-Nasr, M.M. and Rizk, A.M. (1975). Consituents of Egyption *Capparis* species. *Pharmazie* 29: 747-748.
- Hussein, H.; Abou-Ellella, M.; Amer, S.A.A. and Momen, F.M. (2006). Repellency and Toxicity of Extracts from *Capparis aegyptia* L. to *Tetranychus urticae* Koch. (Acari: Tetranychidae). *Acta Phytopathologica et Entomologica Hungarica* 41(3-4): 331-340.
- Kandil, M.A.; Abdel- Aziz N.F. and Sammour, E.A. (2003). Comparstive toxicity of chlorfluazuron and leufenuron against cotton leaf worm *Spodoptera littoralis* (Boisd.). *Egypt J. Agric. Res.*, 2: 645-661.
- Kjaer, A. (1961). *Organic Sulphur Compounds*. Pergamon Press, Oxford, NewYork.
- Krieger, R.I.; Feeny, P.P. and Wilkinson, C.F. (1971). Detoxication enzymes in the guts of caterpillars: An evolutionary answer to plant defenses? *Science* 172:579-581.
- Musayimana, T., Saxena, R. C., Kairu, E. W., Ogot, C. P. K. O., and Khan, Z. R. (2001). Effects of neem seed derivatives on behavioral and physiological responses of the *Cosmopolites sordidus* (Coleoptera: Curculionidae). *J. Econ. Entomol.* 94:449-454.
- Reyes-Chilpa, R., Viveros-Rodriguez, N., Gomez-Garibay, F., and Alavez-Solano, D. (1995). Antitermitic activity of *Lonchocarpus castilloi* flavonoids and heartwood extracts. *J. Chem. Ecol.* 21:455-463.
- Rodrigo, M.; Lazaro, M.J.; Alvarruiz, A. and Giner, V. (1992). Composition

- of capers (*Capparis spinosa*): influence of cultivar, size and harvest date. *Journal of Food Science*. 57: 1152–1154.
- Salama, H.S.; Dimetry, N.Z. and Salem, S.A. (1970). On the host preference and biology of the cotton leaf worm *Spodoptera littoralis*. *Z. ang. Entomol.*, 67: 261-266.
- Salem, Y.S.; El-Kady, E.A. and Abdel Salam, N.M. (1982) Effect of larval host plants on certain biological aspects of *Agrotis ipsilon* (Hufn). *Research Bulletin, Fac. Agric. Ain-shams Univ., Egypt*. No. 2086.
- Schmidt, G.H. (1986). *Pestizide und umweltschutz*. Vieweg & Sohu, Braunschweig, 466 pp.
- Sharaf, M.; El-Ansari, M.A. and Saleh, N.A.M. (2000). Quercetin triglycoside from *Capparis spinosa*. *Fitoterapia* 71: 46-49.
- Simmonds, M. S. J. (2001). Importance of flavonoids in insect-plant interactions: Feeding and oviposition. *Phytochemistry* 56:245–252.
- Su, H. and Horvat, R. (1981). Isolation, identification and insecticidal properties of *Piper nigrum* amides. *J. Agric. Food Chem.* 29: 115-118.
- Upadhyay, R.K.; Rohatgi, L.; Chaubey, M.K. and Jain, S.C. (2006). Ovipositional responses of the pulse beetle, *Bruchus chinensis* (Coleoptera: Bruchidae) to extracts and compounds of *Capparis decidua*. *J. Agric. Food Chem.* 54: 9747-9751.

ARABIC SUMMARY

سمية مستخلصات أوراق الكبار المصري وتأثيرها البيولوجي علي يرقات الدودة القارضة السوداء *Agrotis ipsilon*

محاسن محمد أحمد الشرشابي

معهد بحوث وقاية النباتات – مركز البحوث الزراعية

تم إختبار ثلاثة تركيزات مختلفة (٢٠، ١٠، ٥%) لمستخلصات أوراق نبات الكبار المصري (*Capparis aegyptia*) باستخدام بعض المذيبات وهي الإيثانول، إيثيل أسيتات، داي إيثيل إيثير والكلوروفورم لدراسة سمية هذه التركيزات ضد يرقات الدودة القارضة السوداء بمعاملتها عند العمر اليرقي الثاني هذا بالإضافة الي تتبع التأثير علي بعض الوظائف الحيوية للأطوار المختلفة الناتجة من اليرقات المعاملة ومقارنتها بغير المعاملة. أظهرت نتائج إختبار السمية إنخفاض التأثير السام لهذه المستخلصات للحشرة محل الدراسة حيث كانت أكبر نسبة موت ٤٠% عند المعاملة بتركيز ٥% لمستخلص الأيثيل أسيتات وأقل نسبة موت كانت ٥% والتي تم تسجيلها عند المعاملة بتركيز ٥% لمستخلص الإيثانول. بحساب التركيز المميت لنسبة ٥٠% وجد انه تراوح بين ٥.٧٥٢ عند المعاملة بمستخلص الإيثانول و ٨.٠٢٧ لمعاملات مستخلص الكلوروفورم. كان التأثير السام للتركيزات المنخفضة أكثر وضوحا عنه في التركيزات المرتفعة ، كما أن ظهور التشوهات في الحشرات الكاملة الناتجة من يرقات معاملة كان محدود ولم تتم ملاحظة سوي في إختبارات مستخلصات الإيثانول والداي إيثيل إيثير.

من النتائج أيضا تبين أن نسبة الإنخفاض في خصوبة الإناث الناتجة من يرقات معاملة الي غير المعاملة تراوحت بين حوالي ٥٠% وذلك في إختبارات مستخلص الكلوروفورم و ١٠٠% في الإختبارات التي تم إجرائها بمستخلص الإيثيل أسيتات.