

## Journal of Plant Production

Journal homepage: [www.jpp.mans.edu.eg](http://www.jpp.mans.edu.eg)  
Available online at: [www.jpp.journals.ekb.eg](http://www.jpp.journals.ekb.eg)

### Effect of Zinc Foliar Application Splits and Rates Integrated with Humic Acid on Growth, Yield, and Grain Quality of Broadcast-Seeded Rice (*Oryza sativa* L.) in Northern Nile Delta Region, Egypt

Houda A. Rabeh<sup>1\*</sup>; R. M. Abd El-Salam<sup>1</sup> and S. H. Badawy<sup>2</sup>



<sup>1</sup>Agronomy Dept., Fac. of Agric, Cairo Univ., Egypt.

<sup>2</sup>Soil Sci. Dept., Fac. of Agric, Cairo Univ., Egypt.

#### ABSTRACT

Field experiments were carried out in two successive seasons of 2019 and 2020, Kafr El Sheikh Governorate, Egypt, to find out the effect of Zinc (Zn) application splits and rates without or with humic acid (HA) on rice growth, grain yield and quality. The experiments were laid out in a split-plot based on Randomized Complete Block Design with three replications. Treatments included two application splits were applied in main plots and nine application rates; control (T<sub>1</sub>), 100% (20 kg ZnSO<sub>4</sub>·7H<sub>2</sub>O fed.<sup>-1</sup>) soil application traditional recommended fertilizer dose (RFD) (T<sub>2</sub>), foliar Zn application rates of 12.5% (T<sub>3</sub>), 25% (T<sub>4</sub>) and 50% (T<sub>5</sub>) from RFD, HA(T<sub>6</sub>), foliar Zn application rates of 12.5% (T<sub>7</sub>), 25% (T<sub>8</sub>) and 50% (T<sub>9</sub>) from RFD+HA were applied in sub-plots. Results indicated that, Zn application at three splits gave higher rice growth characters, yield components and grain quality than two splits. By increase zinc application rates without or with HA had a significant increase ( $P < 0.05$ ) in growth characters; the highest increase mean values of plant height (7.8%) and number of tillers m<sup>-2</sup> (16.5%) were at 25% RFD+HA while, LAI (22.3%) and chlorophyll content (15.8%) were at 50% RFD+HA compared with control treatment. The highest panicle length (19.6 cm), panicle weight (2.29 g), number of filled grains panicle<sup>-1</sup> (104.9), grain yield (4.12 t fed.<sup>-1</sup>), harvest index (47.9%), elongation percentage (32.6%) and head rice percentage (69.4%) recorded at Zn 50% RFD+HA as an average of both seasons.

**Keywords:** Zinc, humic acid, foliar application, rice growth, yield and grain quality.

#### INTRODUCTION

Rice (*Oryza sativa* L.) is one of the most important human food crops of the world (Fitzgerald *et al.*, 2009) and is the staple food of about 3 billion people across the world, predominantly in Asia (Rehman *et al.*, 2012). In Egypt, Rice is the main foodstuff for more than 90% of the population (Wissa, 2017) and is mainly growing in summer annually in the Nile Delta. For 2020, the area was set at 1.076 million fed. (452 thousand hectares), similar to the previous year (FAO, 2020). Flooding irrigation is the most common pattern for irrigating rice, which is useful for leaching soil salts, and/or pushing away salty groundwater from the root zone (FAO, 2003).

Zinc is an essential micronutrient for growing plants and optimum yield production, especially for rice growing under waterlogged cultivation (Naik and Das, 2007 and Alloway, 2008). Zinc plays an important role in several physiological processes of plants because it acts as a cofactor of many antioxidant enzymes and a key structural pattern in the synthesis of proteins (Broadley *et al.*, 2007 and Ishimaru *et al.*, 2011). Moreover, Plants grown on soils low in available Zn generally produce low yield and can reduce rice yield by over 20% with poor nutritional quality (Welch and Graham, 1999 and Sadeghzadeh, 2013). Zinc is generally taken up by plants as Zn<sup>2+</sup> (Marschner, 1995). Zn deficient soils have extractable Zn concentrations below 0.5 mg Zn/kg as diethylene triamine penta acetic acid (DTPA) extractable Zn. Approximately half of the agricultural soil area in the world

has low available Zn or Zn deficiency (Alloway, 2008). For this reason the total Zn in the soil does not represent the Zn bioavailability properly, since the available Zn easily interacts in chemical reactions, which varies according to the soil physical or chemical characteristics parameters resulting changes in available Zn for plants (Impa and Johnson-Beebout, 2012). Brar and Sekhon (1976) as well as Sajwan and Lindsay (1986) summarized the decrease availability of Zn in submerged soil (rice fields) as: formation of insoluble compound as franklinite (ZnFe<sub>2</sub>O<sub>4</sub>), ZnS under intense reducing condition and Zn(OH)<sub>2</sub> at a relatively higher pH, subsequently lowering uptake by rice roots. The most widely applied Zn fertilizer source is ZnSO<sub>4</sub> for its high solubility and low cost (11 kg Zn ha<sup>-1</sup>) was the most effective Zn fertilization (Coffin and Slaton, 2020). Soil and/or foliar is the most common agronomic practices for applying Zn fertilizer to improve Zn uptake and partitioning into different plant parts and consequently potentially improving grain yield and quality in rice (Stomph *et al.*, 2011 and Li *et al.*, 2015).

In the recent years, fertilization with humic acids has been improved yield and quality of plants, including grains (Jones *et al.*, 2007 and Ulukan, 2008). Limited number of reports concern with foliar applications of HA in the field such as rice (Tejada and Gonzalez, 2004). Humic acids have positive effects on enzyme activity, plant nutrients and growth stimulant and are considered as a "plant food". Humic acid based fertilizers increase crop yield stimulate, plant enzymes and hormones (El-Razek *et al.*, 2012 and Eshwar *et al.*, 2017).

\* Corresponding author.

E-mail address: [hodamarzook@agr.cu.edu.eg](mailto:hodamarzook@agr.cu.edu.eg)

DOI: 10.21608/jpp.2021.178924

Low availability of Zn, to plants in the soils of the Nile Delta regions of Egypt is one of the main challenges of farmers and leads to reduced rice crops yield. More than, the study area located in north Delta (Kafr El Sheikh Governorate, Egypt) suffering from alkaline problem, increase in dissolved salts, as well as a decrease in the concentration of available zinc for the plant. Therefore, this study was aimed to evaluate the response of rice to foliar application splits and rates of zinc sulphate alone or with humic acid on growth, yield and grain quality.

## MATERIALS AND METHODS

### Study area and main problems

A site of an experiment soil was in north Nile Delta, at privet farm in Biyala district (at 31° 12' 39.6" N and 31° 13' 55.5" E), Kafr El Sheikh Governorate, Egypt (studied sites were identified using a "GPS" (Model German)). Selected area had a problem in previous seasons of low rice yield production. In view of the urgent need to cultivate rice plants in these areas since it is considered a healer of soil salinity problems, by growing rice under flooding irrigation system. Therefore, it was necessary to search for the reasons and how to improve. So, we started by a first step which collected a composite surface soil samples (0-30 cm depth) during the study years before planting and prepared for analyses in laboratory. The particle size distribution (sand, silt and clay, soil texture), Soil pH measured in 1: 2.5 soil-water suspensions, electrical conductivity (EC) in soil paste extract, cation exchange capacity (CEC), exchangeable sodium percentage (ESP), total CaCO<sub>3</sub>, organic matter (OM), according to standard methods outlined by Jackson (1973) and Sparks *et al.* (1996). Available Zn extracted by Diethylene Triamine Penta Acetate (DTPA) according to method of Lindsay and Norvell (1978). Obtained analysis data of soil properties are listed in (Table 1).

**Table 1. Soil physical and chemical properties of the experiment site during 2019 and 2020 growing seasons of rice.**

Soil characteristics	Seasons	
	2019	2020
Physical properties		
Sand (%)	12.0	12.5
Silt (%)	19.5	20.5
Clay (%)	68.5	67.0
Texture	Clay	Clay
Chemical properties		
pH	8.60	8.55
Organic matter (%)	1.60	1.67
Calcium carbonate (%)	1.68	1.62
CEC (Cmole/kg)	49.5	52.8
ESP%	22.5	19.6
EC (dS/m)	2.80	2.72
Soluble cations (meq/l)		
Ca <sup>2+</sup>	7.50	7.35
Mg <sup>2+</sup>	6.50	6.28
Na <sup>+</sup>	12.00	13.55
K <sup>+</sup>	1.77	1.65
Soluble anions (meq/l)		
CO <sub>3</sub> <sup>=</sup>	0.00	0.00
HCO <sub>3</sub> <sup>-</sup>	2.50	2.45
Cl <sup>-</sup>	18.50	19.10
SO <sub>4</sub> <sup>=</sup>	6.77	5.65
Available zinc (mg/kg soil)	0.198	0.185

It became more clearly that, there was alkaline problem, increase in dissolved salts (FAO, 1988), as well as a low concentration of available zinc for the plant. According to our soil analysis and recommendation of Takkar and Singh (1978) for gypsum application markedly decreased the soil pH, and significantly increased the yield and Zn uptake by rice. The farmer applied as recommended (1.5 t fed.<sup>-1</sup> gypsum (CaSO<sub>4</sub>.2H<sub>2</sub>O)) before preparation soil to rice planting.

### Experiment design and treatments

Field experiments were carried out in two successive seasons of 2019 and 2020, to find out the effect of Zinc (Zn) application splits and rates alone or integrated with humic acid (HA) on rice growth, grain yield and quality. The experiment was laid out in a split plot design in a randomized complete block design arrangement with three replications. The splits of zinc application in two or three doses were applied in main plots and nine application rates; control (T<sub>1</sub>), 100% (20 kg ZnSO<sub>4</sub>.7H<sub>2</sub>O/fed 22% Zn) soil application traditional recommended fertilizer dose (RFD) (T<sub>2</sub>), foliar Zn application rates of 12.5% (T<sub>3</sub>), 25% (T<sub>4</sub>), 50% (T<sub>5</sub>), HA(T<sub>6</sub>), 12.5%+HA (T<sub>7</sub>), 25%+HA (T<sub>8</sub>) and 50%+HA (T<sub>9</sub>) from RFD were applied in sub-plots. Liquid humic acid (as humic plus 20®, Techno green for industrial production company, Egypt) was added as recommended rate of 3L/fed. (fed. = 4200 m<sup>2</sup>). Plot area was 16 m<sup>2</sup>. plots were separated by 0.5 m between fallow distance.

The preceding crop was Egyptian clover (*Trifolium alexandrinum* L.) for the two growing seasons. Rice cultivar Giza 178 (bright erect leaves, high tiller capacity, short grain, its duration 130-135 days and Japonica Indica type) was used. The seeds were obtained from Rice Research and Training Center (RRTC) in Sakha, Kafr EL-Sheikh, Egypt. Seeds of Giza 178 rice cultivar at the rate of 70 kg fed.<sup>-1</sup> were soaked in water for 24 hours, and then incubated for 48 hours to hasten early germination. Pre-germinated grains were uniformly broadcasted by hand in presence of water after puddling on the second week of May in 2019 and 2020 seasons. Zinc fertilizer was divided into two or three equal splits in each treatment, in soil application treatment the first split added as basal immediately after puddling, second and third splits at par with foliar application date. All plants received basal fertilizer to the soil; Phosphorus at 30 kg P<sub>2</sub>O<sub>5</sub> fed.<sup>-1</sup> as single calcium superphosphate (15.5% P<sub>2</sub>O<sub>5</sub>) was added to the soil before tillage. Nitrogen at a level of 90 kg N fed.<sup>-1</sup>, as urea (CO(NH<sub>2</sub>)<sub>2</sub>, 46.5% N), potassium at 30 kg K<sub>2</sub>O fed.<sup>-1</sup> as potassium sulphate (48% K<sub>2</sub>O) were added in three equal doses at recommended splits. Irrigation water requirements and irrigation intervals as well as all the other agronomic practices have been applied according to the recommended methods of rice production. Zinc fertilizer and humic acid were foliar applied as an aqueous solution at tillering and panicle initiation as two equal splits however, at tillering, panicle initiation and heading as three equal splits. The volume of foliar solution was approximately 200 L fed.<sup>-1</sup>. To prevent contamination, each plot was vertically protected with a plastic sheet during spraying.

### Data collection

#### 1- Growth characters

a. Plant height (cm): height of ten rice plants from soil surface up to the top of the plant and the average of plant height was recorded.

b. Number of tillers m<sup>-2</sup>

c. Leaf area index (LAI): LAI is the ratio between leaves areas of plant (cm<sup>2</sup>) divided by ground area of plant (cm<sup>2</sup>).

d. Chlorophyll content (SPAD): At complete heading chlorophyll content (SPAD value) was estimated by using chlorophyll meter (SPAD-502, Minolta, Japan).

## 2- Yield and its components

Ten random panicles were taken from harvested plants in each plot and the following parameters were recorded: panicle length, panicle weight, number of filled grains/panicle, percentage of unfilled grains/panicle and 1000 - grain weight. Rice plants were harvested from one square meter area from the center of each plot at maturity and were manually threshed to determine, number of panicles/m<sup>2</sup>. After threshing, straw was oven-drying at 70°C for 72 h to constant weight and dry weight of straw was determined. Grain yield was adjusted to 14% moisture content determined according to Yoshida (1981) and calculated biological (grain yield + straw yield), straw and grain yields (t fed.<sup>-1</sup>).

**Harvest index %:** Harvest index was calculated by using the following equation:

$$\text{Harvest Index \%} = \frac{\text{grain yield}}{\text{biological yield}} \times 100$$

## 3- Determination of grain quality characteristics:

The following Grain quality characteristics were estimated at Technology Lab., Rice Research and Training Center (RRTC) Sakha, Kafr El-Sheikh Governorate, Egypt.

### a. Physical characteristics

One hundred and fifty gram of cleaned rough rice samples at moisture content 12-14% were dehulled using Asatake Laboratory Dehuller. Hulling, milling and Head rice percentage were calculated using the procedure of Khan and Wikramanayake (1971).

#### 1. Hulling percentage was determined as follows:

$$\text{Hulling percentage} = \frac{\text{weight of brown rice}}{\text{weight of rough rice}} \times 100$$

**2. Milling percentage:** Brown rice were consequently milled by experimental milling machine, then the milled rice sample was collected and the weight was taken and percentage of total milled rice was computed according to the following equation.

$$\text{Milling percentage} = \frac{\text{weight of Milled rice}}{\text{weight of rough rice}} \times 100$$

**3. Head rice percentage:** By grading the milled rice and grains up to 75% were considered as head rice and weight of unbroken grains were taken and calculated as percent from the total weight of the milled rice as follows:

$$\text{Head rice percentage} = \frac{\text{weight of whole milled grains}}{\text{weight of total milled rice}} \times 100$$

### b. Cooking and eating quality traits

**1. Amylose content (%):** Amylose content was determined following the method of Williams *et al.* (1958). A scale was used for classifying amylose content (AC %) was very low amylose (7-11 %), low amylose (11-20 %), intermediate (20-25%) and high (>25%) according to IRRI (2009).

**2. Elongation percentage was measured using the following formula:**

$$\text{Elongation \%} = \frac{\text{grain avg. length after cooking} - \text{grain avg. length before cooking}}{\text{grain avg. length before cooking}} \times 100$$

**Statistical Analysis:** The obtained data were subjected to statistical analysis of variance for each season, for all characters under study according to the procedure described by Snedecor and Cochran (1981) Significance of differences among variables was done according to Least Significant Differences test (LSD) at 5% level of probability. Finally, all statistical analyses were carried out using "MSTAT-C" computer software package (Freed *et al.*, 1989).

## RESULTS AND DISCUSSION

### 1. Growth characters:

Mean values of plant height, number of tillers/m<sup>2</sup>, LAI and chlorophyll content of rice plants as affected by foliar application of zinc sulphate and humic acid of studied seasons (2019 and 2020) are presented in Table 2 and Fig. 1. The data clear that, the main effect of foliar zinc application splits and its rates without or with humic acid had a significant increase (P <0.05) in each of plant height, number of tillers m<sup>-2</sup>, LAI, chlorophyll content in both seasons. Also, the interaction between them had significant effects in both seasons except of plant height and LAI.

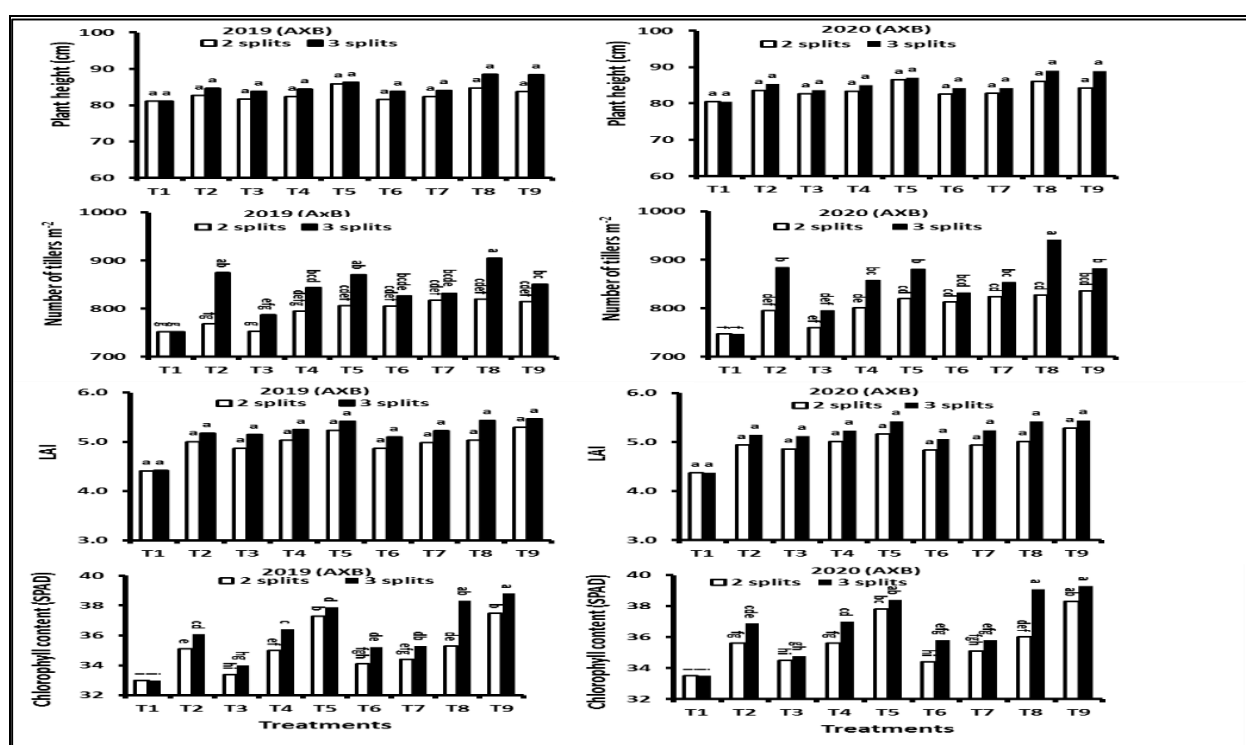
The average values of increase in both seasons of fertilizers application splits were higher by 3 than 2 splits for plant height (2.3%), number of tillers m<sup>-2</sup> (6.0%), LAI (4.3%) and chlorophyll content (3.3%). In a field experiment, Naik and Das (2007) found that split application of ZnSO<sub>4</sub> was better than just basal application. Also, results indicated that, by increasing Zn fertilizers application rates led to an increase in plant height (2.7, 3.8 and 7.0%), number of tillers m<sup>-2</sup> (3.3, 9.9 and 12.7%), LAI (13.8, 16.9 and 30.8%) and chlorophyll content (2.7, 8.3 and 13.8%) for 12.5, 25 and 50% RDF of Zn, respectively without humic acid compared with control treatment in both seasons. However, the highest value of both of plant height (7.8%) and number of tillers m<sup>-2</sup> (16.5%) at 25% RFD of Zn with humic acid and both of LAI (22.3%) and chlorophyll content (15.8%) at 50% RFD Zn with humic acid compared with control treatment. This may be due to humic acid improve plant physiological processes by enhancing the availability of major and minor nutrients as well as enhancing the vitamins, amino acids, and also auxin and cytokinin contents of the plants (Vanitha and Mohandass, 2014).

The increases in above parameters (Table 2) were achieved at 25 or 50% RFD of Zn foliar application which approximately at par with soil application of 100% RFD Zn treatment in both seasons. The main reason of low available Zn with soil application that easily interacts in chemical reactions resulting decreased in available Zn for plants (Impa and Johnson-Beebout, 2012). The interaction between both of Zn application splits and rates (Fig. 1) recorded the highest value of number of tillers m<sup>-2</sup> (923) and chlorophyll content (39) as an average of both seasons at 3 application splits of 25% RFD Zn + humic acid and at 3 application splits of 50% RFD Zn+humic acid respectively. The obtained results agree with Vanitha and Mohandass (2014) who reported that the humic acid application led to increase rice tillers number. Noreen and Kamran (2019) reported that zinc sulphate improve growth parameters and had a significant increase in leaf area and plant height. Also, Zn application significantly increased the Chlorophyll contents and tillers m<sup>-2</sup> (Rana and Kashif, 2014).

**Table 2. The main effect of splits and rates of zinc foliar application with humic acid on plant height, number of tillers/m<sup>2</sup>, LAI and chlorophyll content (SPAD) of rice plant during 2019 and 2020 seasons.**

Zinc application		Plant height(cm)		No of tillers m <sup>-2</sup>		LAI		Chlorophyll content(SPAD)	
Splits (A)	Rates* (B)	Seasons							
		1 <sup>st</sup>	2 <sup>nd</sup>	1 <sup>st</sup>	2 <sup>nd</sup>	1 <sup>st</sup>	2 <sup>nd</sup>	1 <sup>st</sup>	2 <sup>nd</sup>
2		82.9	83.6	792	803	4.97	4.93	35.0	35.6
3		85.0	85.4	838	853	5.17	5.16	36.1	36.7
	T1	81.1	80.5	752	747	4.41	4.37	33.0	33.5
	T2	83.7	84.5	822	840	5.09	5.04	35.6	36.3
	T3	82.7	83.2	770	778	5.00	4.99	33.7	34.6
	T4	83.4	84.3	819	829	5.14	5.12	35.7	36.3
	T5	86.1	86.8	838	851	5.32	5.29	37.6	38.1
	T6	82.6	83.4	816	823	4.98	4.95	34.7	35.1
	T7	83.2	83.6	824	839	5.10	5.09	34.8	35.4
	T8	86.6	87.6	862	884	5.23	5.22	36.8	37.5
	T9	86.1	86.6	833	859	5.38	5.36	38.2	38.8
L.S.D at	A	Sig.	Sig.	Sig.	Sig.	Sig.	Sig.	Sig.	Sig.
0.05%	B	3.11	3.12	31.7	32.8	0.25	0.24	0.63	0.74

\* control (T<sub>1</sub>), 100% soil application RFD (T<sub>2</sub>), foliar Zn application rates of 12.5% (T<sub>3</sub>), 25% (T<sub>4</sub>), 50% (T<sub>5</sub>), HA (T<sub>6</sub>), 12.5%+HA (T<sub>7</sub>), 25%+HA (T<sub>8</sub>) and 50%+HA (T<sub>9</sub>) from Zn RFD.



**Fig.1. The interaction between splits and rates of zinc foliar application without and with humic acid on plant height, number of tillers m<sup>-2</sup>, LAI and chlorophyll content (SPAD) of rice plant during 2019 and 2020 seasons. Different letters indicate significant differences by the least significant difference (LSD) at p < 0.05.**

**2. Yield and yield components**

Mean values of panicles m<sup>-2</sup>, panicle length (cm) and panicle weight (g) of rice plants as affected by foliar application of zinc sulphate and humic acid of studied seasons (2019 and 2020) are presented in Table 3 and Fig.2. The data clear that, the main effect of foliar zinc application splits and its rates without or with humic acid and the interaction between them had a significant effect in both seasons (*P* < 0.05) in the mentioned parameters of rice plants.

The average values of increase in both seasons of fertilizers application splits were higher by 3 than 2 splits for number of panicles m<sup>-2</sup> (5.9%), panicle length (3.9%) and panicle weight (9.2%). Also, results indicated that, by increasing Zn fertilizers application rates led to an increase in number of panicles m<sup>-2</sup> (5.4, 13.2 and 14.6%), panicle length

(3.5, 10.4 and 8.1) and panicle weight (5.3, 25.4 and 27.8%) for 12.5, 25 and 50% RDF Zn, respectively without humic acid compared with control treatment in both seasons. However, the highest value of number of panicles m<sup>-2</sup> (18.3%) at 25% RFD Zn with humic acid and both of panicle length (9.5%) and panicle weight (23.9%) at 50% RFD Zn with humic acid compared with control treatment. The effect of zinc on previous characters might be due to the increase in metabolites translated from source to sink. These results are in hold true with those reported by Dutta et al. (1987); Zayed et al. (2011); Wissa (2017) and Fergany (2018).

The increases in above parameters (Table 3) were achieved at 25 or 50% RFD Zn of foliar application which approximately at par with soil application of 100% RFD Zn treatment in both seasons. The interaction between both of Zn

application splits and rates (Fig. 2) recorded the highest value of number panicles m<sup>-2</sup> (844) at 3 application splits of 25% RFD Zn + humic acid and both of panicle length (19.6 cm) and panicle weight (2.29 g) as an average of both seasons at 3 application splits of 50% RDF Zn + humic acid.

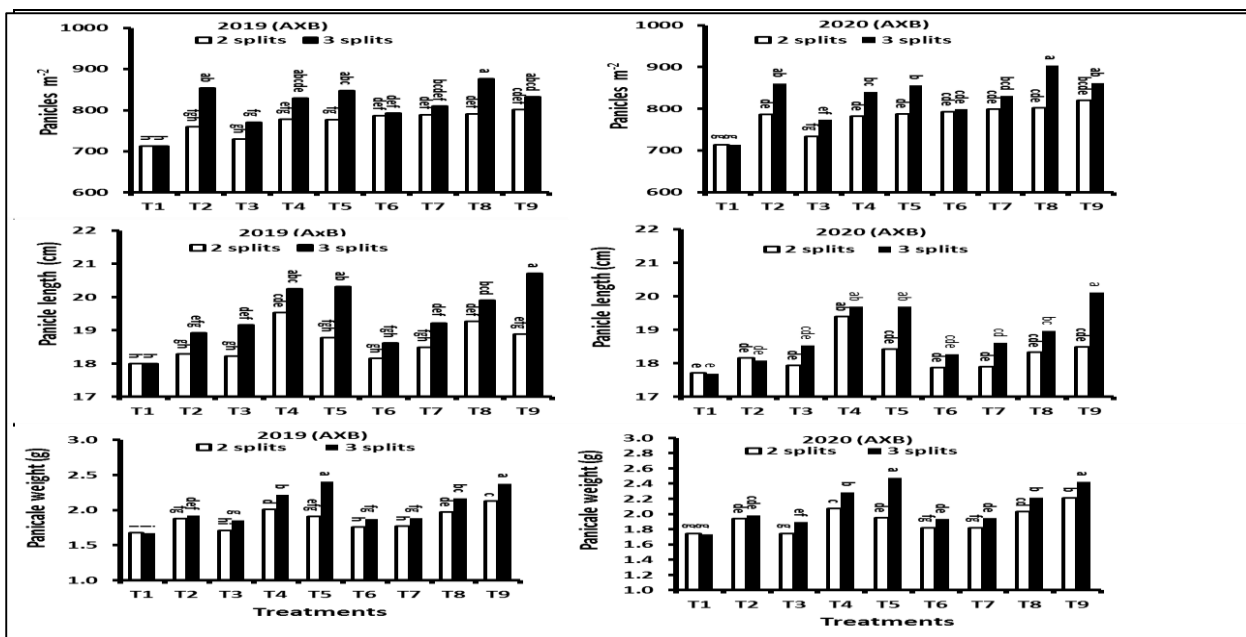
The results cleared that the impact of foliar Zn and humic acid was significant for panicles numbers, panicle length and panicle weight of rice plants. This may be due to the role of zinc for improves the growth and increasing absorption and providing other essential nutrients and act as a

cofactor of many antioxidant enzymes. This agree with both Naik and Das (2007); Ishimaru *et al.* (2011); Upadhyaya *et al.* (2017) and Saha *et al.* (2017) Who have explained the importance role of zinc in several physiological processes of plants because it acts as a cofactor of many antioxidant enzymes, improving the metabolic process and a key structural pattern in the synthesis of proteins also, by increasing absorption and providing other essential nutrients for the plant uptake.

**Table 3. The main effect of splits and rates of zinc foliar application with humic acid on panicles m<sup>-2</sup>, panicle length and panicle weight of rice plant during 2019 and 2020 seasons.**

Zinc application		Panicle number m <sup>-2</sup>		Panicle length(cm)		Panicle weight (g)	
Splits (A)	Rates* (B)	1 <sup>st</sup>	2 <sup>nd</sup>	1 <sup>st</sup>	2 <sup>nd</sup>	1 <sup>st</sup>	2 <sup>nd</sup>
2		770	780	18.63	18.25	1.87	1.93
3		814	827	19.45	18.86	2.05	2.10
Rates (B)	T1	713	714	18.00	17.71	1.68	1.74
	T2	807	824	18.61	18.13	1.91	1.97
	T3	750	754	18.70	18.25	1.78	1.82
	T4	804	812	19.89	19.55	2.11	2.18
	T5	813	822	19.55	19.06	2.16	2.21
	T6	790	796	18.39	18.08	1.82	1.88
	T7	800	815	18.85	18.26	1.83	1.89
	T8	834	853	19.58	18.65	2.07	2.13
	T9	817	841	19.80	19.31	2.26	2.32
L.S.D at 0.05%	A	Sig.	Sig.	Sig.	Sig.	Sig.	Sig.
	B	32.1	31.2	0.50	0.51	0.05	0.07

\* control (T1), 100% soil application RFD (T2), foliar Zn application rates of 12.5% (T3), 25% (T4), 50% (T5), HA (T6), 12.5%+HA (T7), 25%+HA (T8) and 50%+HA (T9) from Zn RFD.



**Fig. 2. The interaction between splits and rates of zinc foliar application with humic acid on panicles m<sup>-2</sup>, panicle length and panicle weight of rice plant during 2019 and 2020 seasons. Different letters indicate significant differences by the least significant difference (LSD) at p < 0.05.**

As for filled grains panicle<sup>-1</sup>, unfilled grains panicle<sup>-1</sup> (%) and 1000 grain weight (g) of rice plants as affected by foliar application of zinc sulphate and humic acid of studied seasons (2019 and 2020), mean values are presented in Table 4 and Fig.3. The data clear that, the main effect of foliar zinc application splits and its rates without or with humic acid and its interactions had a significant effect in both seasons (*P* < 0.05) in the mentioned parameters of rice plants.

The average values of increase in both seasons of fertilizers application splits were higher by 3 than 2 splits for filled grains panicle<sup>-1</sup> (7.8%), thousand grain weight (1.5%) and decreased unfilled grains panicle<sup>-1</sup> (14.3%). Also, results indicated that, by increasing Zn fertilizers application rates led to an increase in number of filled grains panicle<sup>-1</sup> (4.5, 17.9 20.4%), thousand grain weight (3.5, 4.9 and 5.4%) and decreased unfilled grains panicle<sup>-1</sup> (30.2, 39.4 and 46.2) for

12.5, 25 and 50% RDF Zn, respectively without humic acid compared with control treatment in both seasons. However, the highest increase value of filled grains panicle<sup>-1</sup> (28.5%) and the highest decrease value of unfilled grains panicle<sup>-1</sup> (50.2%) at 50% RDF Zn with humic acid and the highest increase value of thousand grain weight (6%) at 25% RDF Zn with humic acid compared with control treatment. These results might be due to the favorable effect of zinc fertilizer application splits and its rates on grains panicle<sup>-1</sup> and 1000 grain weight by improved rice growth and current photosynthesis and its translocation to rice grain enhanced grain filling. Similar results were reported by

Ionov and Ionova (1977); Zayed et al. (2011) and Fergany (2018) who noticed that zinc application increased number of spikelets panicle<sup>-1</sup>, 1000-grain weight and paddy yield. The results are also supported by the findings of Maqsood et al. (1999).

The increases in above parameters (Table 4) were achieved at 25 or 50% RDF Zn of foliar application which

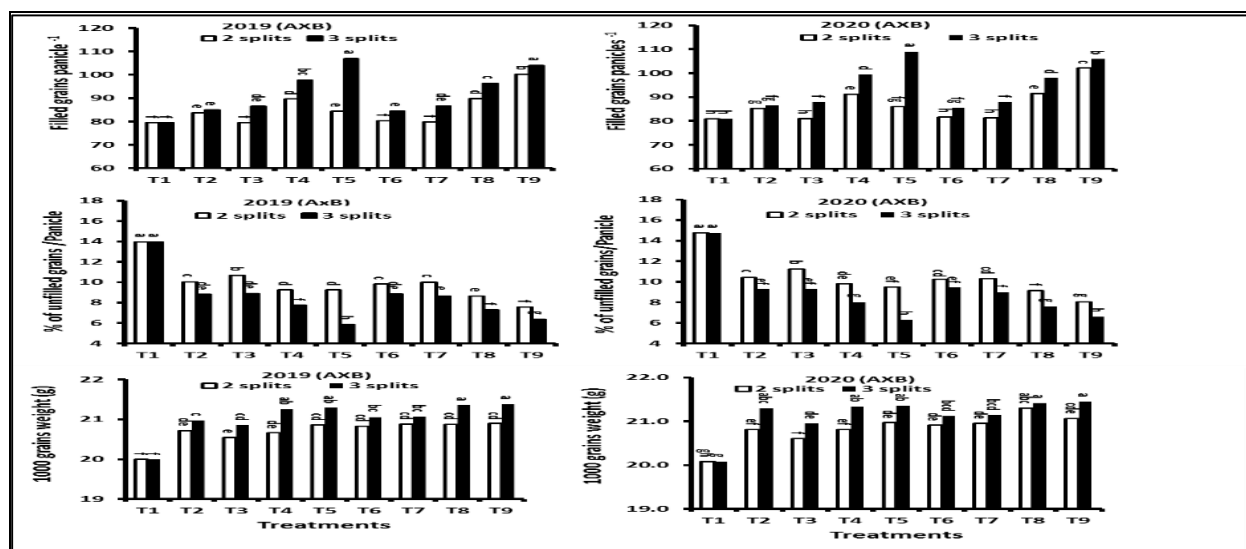
approximately at par with soil application of 100% RDF treatment in both seasons. The interaction between both of Zn application splits and rates (Fig. 3) recorded the highest value of filled grains/panicle (108.0) as an average of both seasons at 3 application splits of 50% RDF, thousand grain weight (21.4 g) while, the lowest value of unfilled grains/panicle (6.5%) as an average of both seasons at 3 application splits of 50% RDF+humic acid.

The increase in filled grains panicle<sup>-1</sup> and grain weight of rice plants, may be due to the application of Zn and HA can be attributed to uptake more nutrients by plant and translocate to reproductive parts, such as panicles and increases total dry matter accumulation. This agree with both Farooq et al. (2018) and Amanullah and Inamullah (2016) who have mentioned that application of Zn causes the allocation more nutrients to plant reproductive parts, such as panicles and improved fertile tillers which increase the number and weight grains per panicles.

**Table 4. The main effect of splits and rates of zinc foliar application with humic acid on filled grains panicle<sup>-1</sup>, % unfilled grains panicle<sup>-1</sup> and 1000-grain weight of rice grain during 2019 and 2020 seasons.**

Zinc application Splits (A)	Rates* (B)	No filled grains panicle <sup>-1</sup>		% Unfilled grains panicle <sup>-1</sup>		1000- grain weight (g)	
		Seasons					
		1 <sup>st</sup>	2 <sup>nd</sup>	1 <sup>st</sup>	2 <sup>nd</sup>	1 <sup>st</sup>	2 <sup>nd</sup>
2		85.2	86.8	9.92	10.39	20.70	20.83
3		91.9	93.5	8.49	8.92	21.02	21.13
Rates (B)	T1	79.5	80.9	13.96	14.78	20.00	20.08
	T2	84.4	85.8	9.43	9.86	20.85	21.06
	T3	83.0	84.5	9.78	10.27	20.70	20.78
	T4	93.7	95.4	8.49	8.92	20.96	21.07
	T5	95.6	97.5	7.56	7.89	21.08	21.16
	T6	82.4	83.6	9.34	9.85	20.94	21.01
	T7	83.3	84.7	9.33	9.65	20.98	21.04
	T8	93.1	94.8	7.99	8.35	21.11	21.36
	T9	102.1	104.0	6.97	7.33	21.14	21.25
L.S.D at 0.05%	A	Sig.	Sig.	Sig.	Sig.	Sig.	Sig.
	B	2.23	1.70	0.31	0.35	0.18	0.17

\* control (T1), 100% soil application RFD (T2), foliar Zn application rates of 12.5% (T3), 25% (T4), 50% (T5), HA (T6), 12.5%+HA (T7), 25%+HA (T8) and 50%+HA (T9) from Zn RFD.



**Fig. 3. The interaction between splits and rates of zinc foliar application with humic acid on filled grains panicle<sup>-1</sup>, % unfilled grains panicle<sup>-1</sup> and 1000-grain weight of rice grain during 2019 and 2020 seasons. Different letters indicate significant differences by the least significant difference (LSD) at p < 0.05.**

Data of biological yield (t fed.<sup>-1</sup>), grain yield (t fed.<sup>-1</sup>) and harvest index (%) of rice plants as affected by foliar application of zinc sulphate and humic acid of studied seasons (2019 and 2020), mean values are presented in Table 5 and

Fig. 4. The data clear that, the main effect and its interactions of foliar zinc application splits and its rates without or with humic acid had a significant effect in both seasons ( $P < 0.05$ ).

The average values of increase in both seasons of fertilizers application splits were higher by 3 than 2 splits for biological yield (11.9%), grain yield (15%) and harvest index (2.8%). Also, results indicated that, by increasing Zn fertilizers application rates led to an increase in biological yield (5.5, 13.9 and 15.8%), grain yield (12.1, 20.1 and 22.6%) and harvest index (3.3, 5.4 and 5.9%) for 12.5, 25 and 50% RDF Zn, respectively without humic acid compared with control treatment in both seasons. However, the highest increase value of biological yield (18.4%), grain yield (26%) and harvest index (6.4%) at 50% RDF Zn with humic acid compared with control treatment. The increases in above parameters (Table 5) were achieved at 25 or 50% RDF Zn of

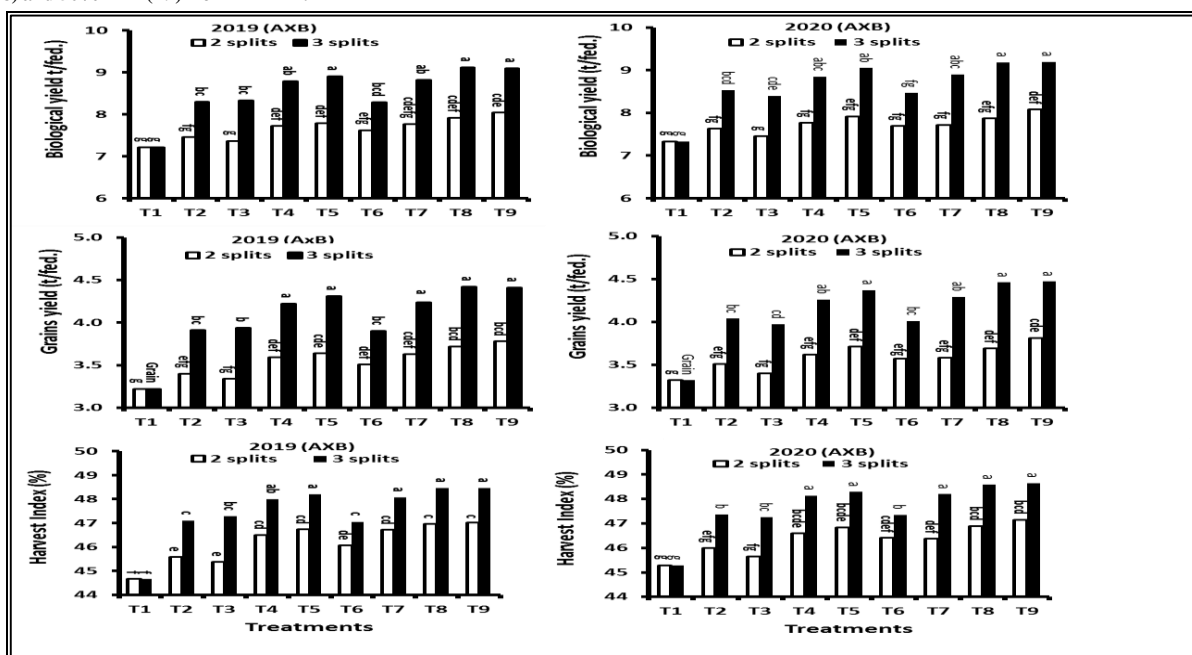
foliar application higher than soil application of 100% RFD Zn treatment in both seasons. The interaction between both of Zn application splits and rates (Fig. 4) recorded the highest value of biological yield (9.2 t fed.<sup>-1</sup>), grain yield (4.4 t fed.<sup>-1</sup>) and harvest index (48.6%) as an average of both seasons at 3 application splits of 50% RDF Zn + humic acid. Singh et al. (1996); Maqsood et al. (1999) and Kausar et al. (2001) also reported similar results.

The increase in yield by zinc and humic acid application might be due to the combined effect of many yield components, like panicles m<sup>-2</sup>, panicle length, panicle weight, filled grains panicle<sup>-1</sup> and 1000-grain weight. Our results agree with both Khan and Qasim (2007) and Zayed *et al.* (2011) who reported that increasing levels of Zn significantly influenced yield and yield components of rice.

**Table 5. The main effect of splits and rates of zinc foliar application with humic acid on biological yield, grain yield and harvest index of rice plant during 2019 and 2020 seasons.**

Zinc application Splits (A)	Rates* (B)	Biological yield (t fed. <sup>-1</sup> )		Grain yield (t fed. <sup>-1</sup> )		Harvest index (%)	
		Seasons					
		1 <sup>st</sup>	2 <sup>nd</sup>	1 <sup>st</sup>	2 <sup>nd</sup>	1 <sup>st</sup>	2 <sup>nd</sup>
2		7.65b	7.72b	3.54b	3.58b	46.18b	46.36b
3		8.54a	8.66a	4.06a	4.13a	47.48a	47.68a
Rates (B)	T1	7.21	7.33	3.22	3.32	44.66	45.29
	T2	7.88	8.08	3.67	3.77	46.45	46.66
	T3	7.85	7.93	3.64	3.69	46.37	46.53
	T4	8.25	8.31	3.91	3.94	47.39	47.41
	T5	8.36	8.48	3.98	4.04	47.61	47.64
	T6	7.95	8.08	3.71	3.79	46.67	46.91
	T7	8.30	8.31	3.94	3.94	47.47	47.41
	T8	8.52	8.52	4.07	4.07	47.77	47.77
	T9	8.57	8.64	4.10	4.14	47.84	47.92
L.S.D at 0.05%	A	Sig.	Sig.	Sig.	Sig.	Sig.	Sig.
	B	0.36	0.36	0.19	0.19	0.50	0.54

\* control (T1), 100% soil application RFD (T2), foliar Zn application rates of 12.5% (T3), 25% (T4), 50% (T5), HA (T6), 12.5%+HA (T7), 25%+HA (T8) and 50%+HA (T9) from Zn RFD.



**Fig. 4. The interaction between splits and rates of zinc foliar application with humic acid on biological yield, grain yield and harvest index of rice plant during 2019 and 2020 seasons. Different letters indicate significant differences by the least significant difference (LSD) at  $p < 0.05$ .**

### 3. Grain quality characteristics

Mean values of hulling (%), milling (%), head rice (%), amylose (%) and elongation (%) of rice as affected by

foliar application of zinc sulphate and humic acid of studied seasons (2019 and 2020) are presented in Table 6 and Fig.5 The data clear that, the main effect of foliar zinc application

splits and its rates without or with humic acid had a significant effect in both seasons ( $P < 0.05$ ) except milling (%) with application splits. However, the interactions between them had a significant effect in both seasons except hulling (%), milling (%).

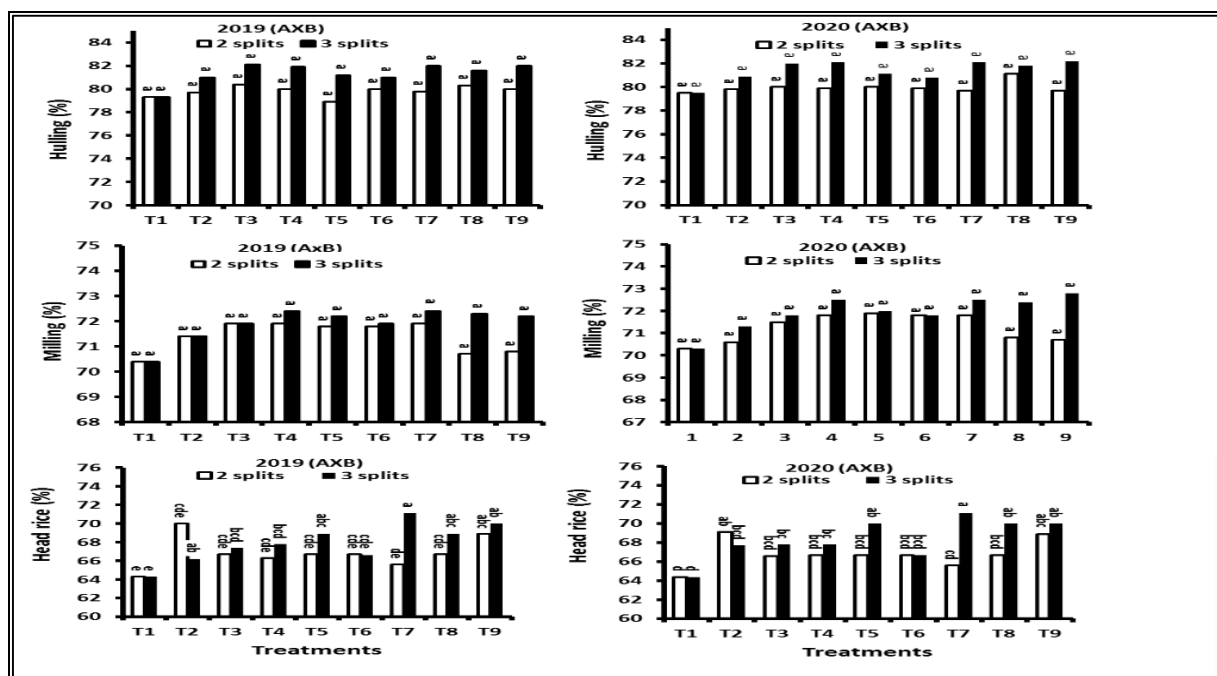
The average values of increase in both seasons of fertilizers application splits were higher by 3 than 2 splits for hulling (1.8%), head rice (1.9%) and elongation (6%); however, decrease the amylose content (6.4%). Also, results indicated that, by increasing Zn fertilizers application rates led to an increase in hulling (2.2, 2.0 and 1.1%), milling (2.1, 2.5 and 2.3%), head rice (3.3, 4.4 and 5.3%) and elongation (4.8, 13.3 and 8.4%), however decrease the amylose content (18, 18.2 and 17.6%) for 12.5, 25 and 50% RDF Zn, respectively

without humic acid compared with control treatment in both seasons. However, the highest increase value of hulling (82.1%), milling (72.5%), head rice (70%) and elongation (32.6%), while, the lowest value of amylose content (17.3%), recorded at 50% RFD Zn with humic acid compared with control treatment. The increases in above parameters (Table 6) were achieved of both of 25 or 50% RFD Zn of foliar application higher than or at par with soil application of 100% RFD Zn treatment in both seasons. The interaction between both of Zn application splits and rates (Fig. 5 and 6) recorded the highest value of head rice (71.1%), elongation % (32.6) and the lowest value of amylose % (17.2%) as an average of both seasons at 3 application splits of 12.5 + humic acid, 50% RDF Zn + humic acid and 50% RDF Zn respectively.

**Table 6. The main effect of splits and rates of zinc foliar application with humic acid on hulling %, milling %, head rice %, amylose % and elongation % of rice grain during 2019 and 2020 seasons.**

Zinc application		Hulling(%)		Milling(%)		Head rice(%)		Amylose(%)		Elongation(%)	
Splits	Rates*	Seasons									
(A)	(B)	1 <sup>st</sup>	2 <sup>nd</sup>	1 <sup>st</sup>	2 <sup>nd</sup>	1 <sup>st</sup>	2 <sup>nd</sup>	1 <sup>st</sup>	2 <sup>nd</sup>	1 <sup>st</sup>	2 <sup>nd</sup>
2		79.8	80.0	71.3	71.2	66.9	66.8	19.56	19.46	25.56	25.87
3		81.3	81.4	71.9	71.9	67.9	68.4	18.28	18.24	27.24	27.27
	T1	79.3	79.5	70.4	70.3	64.3	64.4	22.37	21.86	23.75	23.50
	T2	80.3	80.3	71.1	71.0	68.1	68.4	19.24	19.32	25.91	25.88
	T3	81.3	81.0	71.9	71.7	67.0	67.2	18.18	18.12	24.69	24.81
	T4	81.0	81.0	72.1	72.1	67.0	67.3	18.12	18.06	26.44	27.08
	T5	80.1	80.5	72.0	71.9	67.8	68.3	18.21	18.22	25.43	25.77
	T6	80.5	80.3	71.9	71.8	66.7	66.7	18.88	18.91	25.54	25.68
	T7	80.9	80.9	72.1	72.2	68.3	68.3	18.71	18.67	25.87	26.25
	T8	81.0	81.4	71.5	71.6	67.8	68.3	18.11	18.07	27.46	27.99
	T9	81.0	81.0	71.5	71.8	69.4	69.4	18.47	18.43	32.48	32.20
L.S.D at	A	Sig.	Sig.	NS	NS	Sig.	Sig.	Sig.	Sig.	Sig.	Sig.
0.05%	B	1.19	1.10	1.01	1.10	1.83	2.04	0.47	0.62	0.65	0.45

\* control (T1), 100% soil application RFD (T2), foliar Zn application rates of 12.5% (T3), 25% (T4), 50% (T5), HA (T6), 12.5%+HA (T7), 25%+HA (T8) and 50%+HA (T9) from Zn RFD.



**Fig. 5. The interaction between splits and rates of zinc foliar application with humic acid on hulling %, milling % and head rice % of rice grain during 2019 and 2020 seasons. Different letters indicate significant differences by the least significant difference (LSD) at  $p < 0.05$ .**



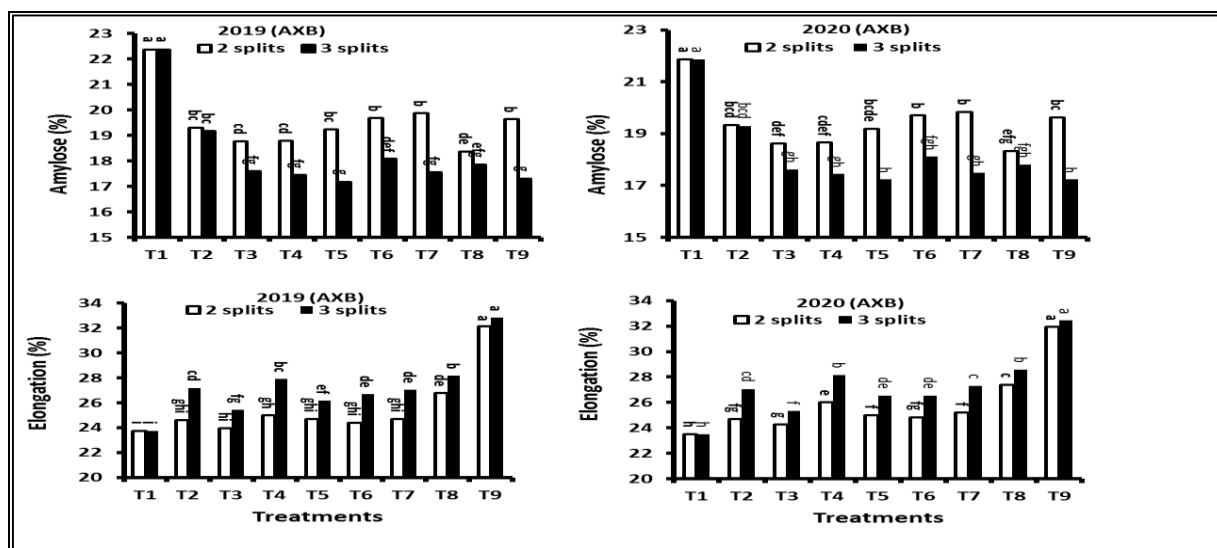


Fig. 6. The interaction between splits and rates of zinc foliar application with humic acid on amylose % and elongation % of rice grain during 2019 and 2020 seasons. Different letters indicate significant differences by the least significant difference (LSD) at  $p < 0.05$ .

The improvement in rice quality parameters might be due to the favorable effect of zinc fertilizer and humic acid application on grain quality characters by improved rice growth and current photosynthesis and its translocation to rice grain resulting into higher biomass production (Shivay, *et al.*, 2008; Pooniya, *et al.*, 2012 and Shivay, *et al.*, 2015) and enhanced grain filling and starch cell of endosperm which improve rice grain quality (Shivay and Prasad, 2012).

Zinc may cause rice grains to be high filling with maximum density of starchy indosperm of grain led to minimize the thickness and weight of hull consequently increase both hulling and milling percentage. The increase in hardness of the rice grain plays an active role in improving the head rice yield. Moreover, the moisture content in grain or the good storage strongly increases the head rice. These results are in agreement with those found by (Gewaily *et al.*, 2018 and Zohoun *et al.*, 2018).

Amylose content strongly influences the cooking and eating characteristics of rice. Amylose content higher than 25% gives non-sticky soft rice, whereas rice with intermediate amylose content (20-25%) tends to be softer and relatively sticky cooked rice and rice with a low amylose content (< 20%) is generally quite soft and sticky (Dipti *et al.*, 2002). Amylose content is important because firmness and stickiness are two properties of cooked rice that influence consumer preference for, and use of different classes of rice. Panhwar *et al.* (2015) and Ghasal *et al.* (2016) reported that application of Zn resulted in better in improving rice cooking and eating quality parameters. Elongation percentages is defined as the ratio of length of cooked rice grain to the length of milled rice grain (El-Kady, 1992) So, elongation is the expansion of rice grains upon cooking. Grain elongation is considered important cooking quality for some special consumers.

### CONCLUSION

Applications of foliar zinc fertilizers with humic acid were found to be beneficial for rice plant growth parameters, enhancing rice yield production and grain quality. Three splits of fertilizers were more effective than two splits. Approximately, 50% RFD was at par with soil application of traditional 100% RFD in the most of studied parameters.

### ACKNOWLEDGEMENT

The authors are grateful to Eng. Faisal El-Badrawy and would like to thank him and his family for all giving types of supports during field experiments work in his privet farm in Biyala district, Kafr El Sheikh Governorate, Egypt.

#### Author's Contributions

Rabeh, H.A.: Contributed to research planning and designing, collect samples, introduction, data analysis, results, discussion and conclusion.

Abd El-Salam, R.M.: Designed to collect samples and re-write introduction, methodology, results and discussion and conclusion part.

Badawy, S. H: reviewed introduction, results, discussion and conclusion.

### REFERENCES

- Alloway, B. J. (2008). Micronutrient deficiencies in global crop production. Springer Science & Business Media.
- Amanullah, I. and Inamullah, X., (2016). Dry matter partitioning and harvest index differ in rice genotypes with variable rates of phosphorus and zinc nutrition. *Rice Science*, 23(2), pp.78-87.
- Brar, M.S. and Sekhon, G.S. (1976). Effect of iron and zinc on the availability of micronutrients under flooded and unflooded conditions. *Journal of the Indian Society of Soil Science*, 24(4):446-451.
- Broadley, M.R., White, P.J., Hammond, J.P., Zelko, I. and Lux, A. (2007). Zinc in plants. *New phytologist*, 173(4), pp.677-702.
- Coffin, M.D. and Slaton, N.A. (2020). Effect of low-use-rate zinc fertilization on rice growth and grain yield. *Agrosystems, Geosciences & Environment*, 3(1):1-10.
- Dipti, S.S., Hossain, S.T., Bari, M.N. and Kabir, K.A. (2002). Physicochemical and cooking properties of some fine rice varieties. *Pakistan Journal of Nutrition*, 1(4):188-190.

- Dutta, R., Muslimuddin K. and Rahman, L. (1987). Yield and flowering of rice in relation to fertilizer Zinc Sulphate. *Inter. Rice News*, 36(1):16-22.
- El-Kady, A.A. (1992). Grain quality evaluation for some Egyptian rice varieties, Research Fellowship Report, IRRI, Philippines
- El-Razek, E.A., Abd-Allah, A.S.E. and Saleh, M.M.S. (2012). Yield and fruit quality of Florida Prince peach trees as affected by foliar and soil applications of humic acid. *Journal of Applied Sciences Research*, (December), 5724-5729.
- Eshwar, M., Srilatha, M., Rekha, K.B., Sharma, S.H.K. and Eshwar, C.M. (2017). Effect of humic substances (humic, fulvic acid) and chemical fertilizers on nutrient uptake, dry matter production of aerobic rice (*Oryza sativa* L.). *Journal of Pharmacognosy and Phytochemistry*, 6(5):1063-1066.
- FAO (1988). Salt-affected soils and their management. FAO Soils Bulletin No. 39. FAO, Rome, Italy.
- FAO (2003). Rice irrigation in the near East: current situation and prospects for improvement. FAO Regional Office for the Near East, Cairo, Egypt.
- FAO (2020). GIEWS Global Information and Early Warning System. Country Brief Egypt CAPMAS and UNICEF. Available online <https://www.unicef.org/egypt/media/1346/file/ChildPovertyinEgypt2016EN.pdf> (accessed on 20 April 2019).
- Farooq, M., Ullah, A. Rehman, A. Nawaz, A. Nadeem, A. Wakeel, A. (2018). Application of zinc improves the productivity and biofortification of fine grain aromatic rice grown in dry seeded and puddle transplanted production systems. *Field Crops Res.* 216:53–62.
- Fergany, M.A.H. (2018). Response of Rice Yield and Yield Components as well as Grain Quality to Number and Levels of Zinc Foliar Spraying Application. *Egyptian Journal of Agronomy*, 40(3):331-340.
- Fitzgerald, M.A., McCouch, S.R. and Hall, R.D. (2009). Not just a grain of rice: the quest for quality. *Trends in plant science*, 14(3):133-139.
- Freed, R.S.P, Eisensmith, S., Goetz, D., Reicosky, V., Smail, W. (1989). User's Guide to MSTAT-C: A Software Program for the Design, Management and Analysis of Agronomic Research Experiments, Michigan State University, East Lansing, ML, USA.
- Gewaily, E.E., W. T. Abd El-Rahem, Soheir T. El-Hadide and Maha M. Tawfik (2018). Chemical and technological evaluation of some Egyptian rice cultivars. *Middle East J. Agric. Res.*, 7(3): 876-886.
- Ghasal, P.C., Shivay, Y.S., Pooniya, V., Kumar, P. and Verma, R.K. (2016). Zinc fertilization enhances growth and quality parameters of aromatic rice (*Oryza sativa* L.) varieties. *Indian Journal of Plant Physiology*, 21(3):323-332.
- Impa, S.M. and Johnson-Beebout, S.E. (2012). Mitigating zinc deficiency and achieving high grain Zn in rice through integration of soil chemistry and plant physiology research. *Plant and Soil*, 361(1):3-41.
- Ionov, F.V. and Ionova, V.G. (1977). Fertilization of rice under conditions of high phosphate level of Chestnut soils. *Shornils Statei, DonskoiSel, sKokhozyais Tvenny Instt.* 12(1):107-111.
- IRRI.(2009).<http://www.knowledgebank.Irri.org/rkb/index.php/procedures> for measuring quality of milled rice.
- Ishimaru, Y., Bashir, K. and Nishizawa, N.K. (2011). Zn uptake and translocation in rice plants. *Rice*, 4, 21–27.
- Jackson, M. L., Miller, R. H. and Forkiln, R. E. (1973). Soil chemical analysis Prentic-Hall of India Pvt. & Ltd. New Delhi: 2nd Indian Rep.
- Jones, C.A., Jacobsen, J.S. and Mugaas, A. (2007). Effect of low-rate commercial humic acid on phosphorus availability, micronutrient uptake, and spring wheat yield. *Communications in Soil Science and Plant Analysis*, 38(7-8):921-933.
- Kausar, M.A., Ali, S. and Iqbal, M.M. (2001). Zinc nutrition of three rice varieties in alkaline soils. *Pak. J. Soil Sci.*, 20, 9-14.
- Khan, A.M. and Wikramanyake, V.E. (1971). A laboratory test tube miller. *IRRI Agric. Eng. Dep.* Pp 71-80.
- Khan, M.U. and Qasim, M., (2007). Effect of Zn fertilizer on rice grown in different soils of Dera Ismail Khan. *Sarhad Journal of Agriculture*, 23(4):1033.
- Khush, G.S., Paule, C.M. and Dela-Cruze, N. M. (1979). Rice grain quality evaluation and improvement at IRRI, Workshop on chemical aspects of rice grain quality. IRRI. Manila, Philippines.
- Li, P., Lin, C., Cheng, H., Duan, X. and Lei, K. (2015). Contamination and health risks of soil heavy metals around a lead/zinc smelter in southwestern China. *Ecotoxicology and Environmental Safety*, 113, 391–399.
- Lindsay, W.L. and Norvell, W.A. (1978). Development of a DTPA soil test for zinc, iron, manganese, and copper. *Soil science society of America journal*, 42(3):421-428.
- Maqsood, M., Irshad, M., Wajid, S.A. and Hussain, A. (1999). Growth and yield response of Basmati-385 (*Oryza sativa* L.) to ZnSO<sub>4</sub> application. *Pakistan J. Bio.Sci.* 2(4): 1632-1633.
- Marschner, H. (1995). Mineral nutrition of higher plants. Academic, San Diego, p 889.
- Naik, S.K. and Das, D.K. (2007). Effect of split application of zinc on yield of rice (*Oryza sativa* L.) in an inceptisol. *Archives of Agronomy and Soil Science*, 53(3):305-313.
- Noreen, S. and Kamran, A. (2019). Foliar application of zinc sulphate to improve yield and grain zinc content in wheat (*Triticum aestivum* L.). *African Journal of Agricultural Research*, 14(20):867-876.
- Panhwar, Q.A., Naher, U.A., Radziah, O., Shashuddin, J., Razi, I.M. and Dipti, S.S. (2015). Quality and antioxidant activity of rice grown on alluvial soil amended with Zn, Cu and Mo. *South African Journal of Botany*, 98, 77–83.
- Pooniya, V., Shivay, Y. S., Rana, A., Nain, L. and Prasanna, R. (2012). Enhancing soil nutrient dynamics and productivity of Basmati rice through residue incorporation and zinc fertilization. *European Journal of Agronomy*, 41, 28–37.
- Rana, W.K. and Kashif, S.R. (2014). Effect of different Zinc sources and methods of application on rice yield and nutrients concentration in rice grain and straw. *J. Environ. Agric. Sci.*, 1:9.

- Rehman, H., Farooq, M. and Basra, S.M.A. (2012). High grain Zn content results from increased Zn supply and remobilization during grain filling in water saving rice cultivation. In: Abstracts of 14<sup>th</sup> Congress of Soil Science, 12-15 March, 2012, Lahore, Pakistan.
- Sadeghzadeh, B. (2013). A review of zinc nutrition and plant breeding. Journal of soil science and plant nutrition, 13(4):905-927.
- Saha, S., Chakraborty, M., Padhan, D., Saha, B., Murmu, S., Batabyal, K. (2017). Agronomic biofortification of zinc in rice: Influence of cultivars and zinc application methods on grain yield and zinc bioavailability. Field Crops Res. 210:52–60.
- Sajwan K.S. and Lindsay, W.L. (1986). Effects of redox redox (rē`dōks): see oxidation and reduction and zinc deficiency in paddy rice. Soil Sci. Soc. Am. J., 50:1264–1269.
- Shivay, Y.S. and Prasad, R. (2012). Zinc-coated urea improves productivity and quality of basmati rice (*Oryza sativa* L.) under zinc stress condition. Journal of Plant Nutrition, 35(6):928–951.
- Shivay, Y.S., Kumar, D. and Prasad, R. (2008). Relative efficiency of zinc sulfate and zinc oxide-coated urea in rice-wheat cropping system. Communications in Soil Science and Plant Analysis, 39(7&8):1154–1167.
- Shivay, Y.S., Prasad, R., Singh, R.K. and Pal, M. (2015). Relative efficiency of zinc-coated urea and soil and foliar application of zinc sulphate on yield, nitrogen, phosphorus, potassium, zinc and iron biofortification in grains and uptake by basmati rice (*Oryza sativa* L.). Journal of Agricultural Science, 7(2): 161–173.
- Singh, A.k., Thakur, S.K. and Singh, S.S. (1996). Effect of N with and without FYM and Zn on Yield, uptake and economics of rice. J. Res. Agric. Univ. Pusa. India, 8: 175-6.
- Snedecor, G.W. and Cochran, W.G. (1981). Statistical Methods 7<sup>th</sup> ed. Iowa State Univ., Press, Ames, Iowa.
- Sparks, D.L., Page, A.L., Helmke, P.A. and Loeppert, R.H. (1996). Methods of soil analysis: Part 3-chemical methods. Soil Science Society of America and American Society of Agronomy, Madison, WI.
- Stomph, T.J., Hoebe, N., Spaans, E. and van der Putten, P.E.L. (2011). The relative contribution of post-flowering uptake of zinc to rice grain zinc density. 3<sup>rd</sup> International Zinc Symposium 10-14 October 2011, Hyderabad, India.
- Takkar, P.N. and Singh, T. (1978). Zinc Nutrition of Rice as Influenced by Rates of Gypsum and Zn Fertilization of Alkali Soils 1. Agronomy Journal, 70(3):447-450.
- Tejada, M. and Gonzalez, J.L. (2004). Effects of foliar application of a byproduct of the two-step olive oil mill process on rice yield. European journal of agronomy, 21(1):31-40.
- Ulukan, H. (2008). Effect of soil applied humic acid at different sowing splits on some yield components in wheat (*Triticum spp.*) hybrids. Int. J. Bot, 4(2):164-175.
- Upadhyaya, H., Roy H., Shome S., Tewari S., Bhattacharya M.K., and Panda S.K. (2017). Physiological impact of zinc nanoparticle on germination of rice (*Oryza sativa* L.) seed. J. Plant Sci. Phytopathol. 1:62–70.
- Vanitha, K. and Mohandass, S. (2014). Effect of humic acid on plant growth characters and grain yield of drip fertigated aerobic rice (*Oryza sativa* L.). The bioscan, 9(1):45-50.
- Welch, R.M. and Graham, R.D. (1999). A new paradigm for world agriculture: meeting human needs. Productive, sustainable, nutritious. Field Crops Res., 60, 1–10.
- Williams, V.R, Wle, W.T., Tasi, H.Y. and Bates, H.G. (1958). Varietal differences in amylose content of rice starch. Agric. Food Chem., (6):47-48.
- Wissa, M.T. (2017). Response of Egyptian Hybrid Rice One Cultivar to Zinc Sulphate, Potassium Sulphate and Magnesium Silicate as Foliar Application. Journal of Plant Production, 8(11):1085-1092.
- Yoshida, S. (1981). Fundamentals of Rice Crop Science. Los Ban-os, Philippines. IRRI, pp: 269.
- Zayed, B.A., Salem, A.K.M. and El Sharkawy, H.M. (2011). Effect of different micronutrient treatments on rice (*Oryza sativa* L.) growth and yield under saline soil conditions. World Journal of Agricultural Sciences, 7(2):179-184.
- Zohoun, E. V., Tang, E. N., Soumanou, M. M., Manful, J., Akissoe, N. H., Bigoga, J., Futakuchi, K. and Ndindeng, S. (2018). Physicochemical and nutritional properties of rice as affected by parboiling steaming time at atmospheric pressure and variety. Food Sci. Nutr., 6: 638–652.

## تأثير عدد مرات ومعدلات اضافة الزنك وحمض الهيومك رشا على نمو ومحصول وجودة حبوب الأرز المزروع بدارا في منطقة شمال الدلتا بمصر

هدى عبد المنعم رابع<sup>1</sup> ، ربيع عبد السلام<sup>1</sup> و السيد حسن بدوي<sup>2</sup>

<sup>1</sup> قسم المحاصيل – كلية الزراعة – جامعة القاهرة

<sup>2</sup> قسم الاراضى – كلية الزراعة – جامعة القاهرة

أجريت التجارب الحقلية في موسمين متتاليين (2019 و 2020) بمحافظة كفر الشيخ - مصر ، بهدف معرفة تأثير عدد مرات ومعدلات اضافة الزنك رشا بدون أو مع حمض الهيومك على نمو ومحصول وجودة حبوب الأرز المزروع بدارا . استخدم تصميم القطع المنشقة وفق تصميم القطاعات الكاملة العشوائية في ثلاث مكررات. تضمنت المعاملات عدد مرات الاضافة في القطع الرئيسية وتسعة معدلات اضافة شملت: معاملة المقارنة (م1) ، 20 كجم/فدان من كبريتات الزنك تمثل 100% للجرعة الموصى بها كإضافة أرضية (م2) ، معدلات الرش الورقية للزنك بنسبة 12.5% (م3) ، 25% (م4) و 50% (م5) من الجرعة الموصى بها ، معاملة حمض الهيومك (م6) ، معدلات الرش الورقية للزنك بنسبة 12.5% (م7) ، 25% (م8) و 50% (م9) من الجرعة الموصى بها + حمض الهيومك في القطع المنشقة. أظهرت النتائج المتحصل عليها أن إضافة الزنك الورقي ثلاث مرات أعطت قيم صفات نمو ومكونات محصول وجودة حبوب الأرز أعلى من الاضافة مرتين. وان زيادة معدلات إضافة الزنك الورقي بدون أو مع حمض الهيومك أدت الى زيادة معنوية ( $P < 0.05$ ) في صفات النمو، حيث كانت أعلى زيادة كمتوسط لقيم ارتفاع النبات (7.8%)، عدد الأفرع/ متر مربع (16.5%) عند 25%+ حمض الهيومك بينما كانت الزيادة في دليل مساحة الورقة (22.3%) ومحتوى الكلوروفيل (15.8%) عند 50%+ حمض الهيومك مقارنة بالكتترول. وكانت أعلى طول دالية (19.6 سم)، وزن الدالية (2.29 جم)، عدد الحبوب الممتلئة/الدالية (104.9)، محصول الحبوب (4.12 طن/فدان)، دليل الحصاد (47.9%)، نسبة الاستطالة (32.6%) و نسبة الحبوب السليمة (69.4%) ظهرت عند الرش بالزنك بمعدل 50% مع حمض الهيومك كمتوسط لكلا الموسمين.