



A Valuable Observation of Eco-friendly Natural Dyes for Valuable Utilisation in the Textile Industry

Sara A. Ebrahim ^a, Mohamed M. Mosaad ^a, Hanan A. Othman ^a, and Ahmed G. Hassabo ^{b*}

^a Textile Printing, Dyeing and Finishing Department, Faculty of Applied Arts, Benha University, Benha, Egypt

^b National Research Centre (Scopus affiliation ID 60014618), Textile Industries Research Division, Pre-treatment, and Finishing of Cellulose-based Textiles Department, 33 El-Behouth St. (former El-Tahrir str.), Dokki, P.O. 12622, Giza, Egypt

THE textile printing branch is becoming a widely-known technology for all fibers, textiles, and garments in the textile wet processing industries. Printing is a kind of coloring in which colors are applied to regions of the cloth rather than the entire fabric. In this study, we highlighted the use of eco-friendly natural dyes as a colorant material to decrease the environmental effect. Natural and synthetic dyes are substances of great interest since they play a significant part in our daily lives. A wide range of technical and industrial uses for dyeing or printing cloth, paper, leather, and other materials. Some of these colors are poisonous, carcinogenic, and can irritate the skin and eyes. Many harmful and allergenic synthetic colors are now prohibited. Many colors, while not yet prohibited, may not be safe.

Keywords: Natural Dyes, Classification, Extraction methods.

Introduction

The textile printing branch is becoming a widely-known technology for all fibers, textiles, and garments in the textile wet processing industries. Printing is a kind of coloring in which colors are applied to particular regions of the cloth rather than the entire fabric. [1, 2]

The resultant colorful patterns offer attractive and aesthetic qualities, which increase the value of tissue above flat tissue. The dye substance is glued to the design area with the assistance of a thickening agent. For effective printing, correct colors, brand sharpness, level, great hand, and efficient application of dye are all necessary. The thickener kind used affects all these factors. [3] Thickener has been utilized as an Essential component in textile fiber printing. They are high molecular, highly viscous, robust, lengthy hydration times compatible with other printing pulp components, and colorless. The printing paste is supplied with flexibility and adherence

to creating designs avoiding bleeding. The main objective of printing pastes is to hold, attach and move the dye into the fabric. [4-11]

Natural Dyes

Natural colors are derived from natural sources like plants, animals, and minerals. These dyes are often used to color fabrics, food, cosmetics, and pharmaceuticals. [12]

Definition

Natural dyes are colorants (dyes and pigments) derived from animal and vegetable materials without the use of chemicals. They are mostly mordant dyes, but there are also vat, solvent, pigment, and acid varieties.

The tendency to use natural dyes due to:

- There is no danger to one's health.
- Extraction and purification are simple.
- There is no effluent generation.

- Very long-term viability.
- Conditions for dying are mild.
- Renewable energy sources.[13]

Classification of natural dyes

Natural dyes can be classified based on their origin or their chemical constitute or application type as illustrated in **Figure 1**.

Classification based on origin`

Plants, minerals, and animals are indeed the primary sources of natural dyes (see **Figure 1**). [14, 15]

Plants

More than 2000 colors have been synthesized from plant components, but just 150 have been economically utilized. Color may be extracted from a variety of plant components such as roots, stems, bark, seeds, and fruit. Depending on whatever portion of the plant is taken, certain plants can produce over than one coloration. [16-18]

Minerals

Naturally occurring minerals serve as the basis for these colorants' creation. The pure natural organic molecules used to generate mineral colors are called organic components. Chrome yellow, iron buff, nankin yellow, Prussian blue, and manganese brown are some of the most significant mineral colorants.

Animals

Natural colors can also be obtained from

animals. Dyes are generally derived from insect desiccated bodies; lac, cochineal, and structural characteristics are examples of popular dyes. Cochineal is a bright red dye generated by insects that live on cactus plants. As a result of the cochineal bug, cherries have vivid crimson colors. [19, 20]

Classification based on chemical constitution

Naturally occurring dyes are comprised of complicated chemical compositions. Instead of being a single entity, natural colors encompass a vast variety of chemical classes with distinct colors. Chemically speaking, dyes may also be categorized (see **Table 1**). [21]

Anthraquinone dyes

Anthraquinone-based red dyes can be derived from plants, animals, or insects. Those dyes are characterized by high light and washing resistance (see **Figure 2**). Madder (alizarin), lac dye (animal dye), kermes, and cochineal are some examples of this (insect dye). Alizarin, derived from European madder, is the most well-known natural dye (*Rubia tinctorum*). [14]

Naphthoquinone

These include henna, walnut shell, and other natural dyes that create orange to reddish-brown hues similar to anthraquinones (see **Figure 2**). In henna, lawsone (2-hydroxy naphthoquinone) is the coloring agent, while walnut shells contain juglone (5-hydroxy naphthoquinone).

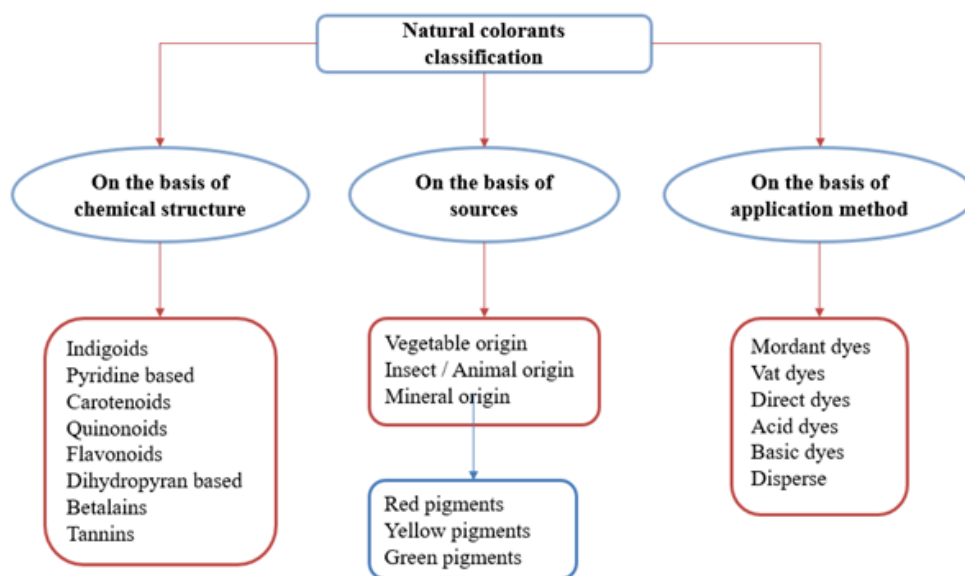


Fig.1. Classification of natural dyes [14]

TABLE 1. Classification of dyes based on chemical constitution [19]

Colors	Chemical classification	Common names
Yellow and Brown	Flavone dyes	Quercitron , Tesu
Yellow	Iso-quinoline dyes	Barberry
Orange – Yellow	Chromene dyes	Kamala
Brown	Naphthoquinone dyes	Henna , Alknet
Black	Benzophyrone dyes	Cochineal , Madder
Blue	Indigoid dyes	Logwood
Red	Anthraquinone dyes	Indigo
Neutrals	Tannins	Pomegranate, Eucalyptus

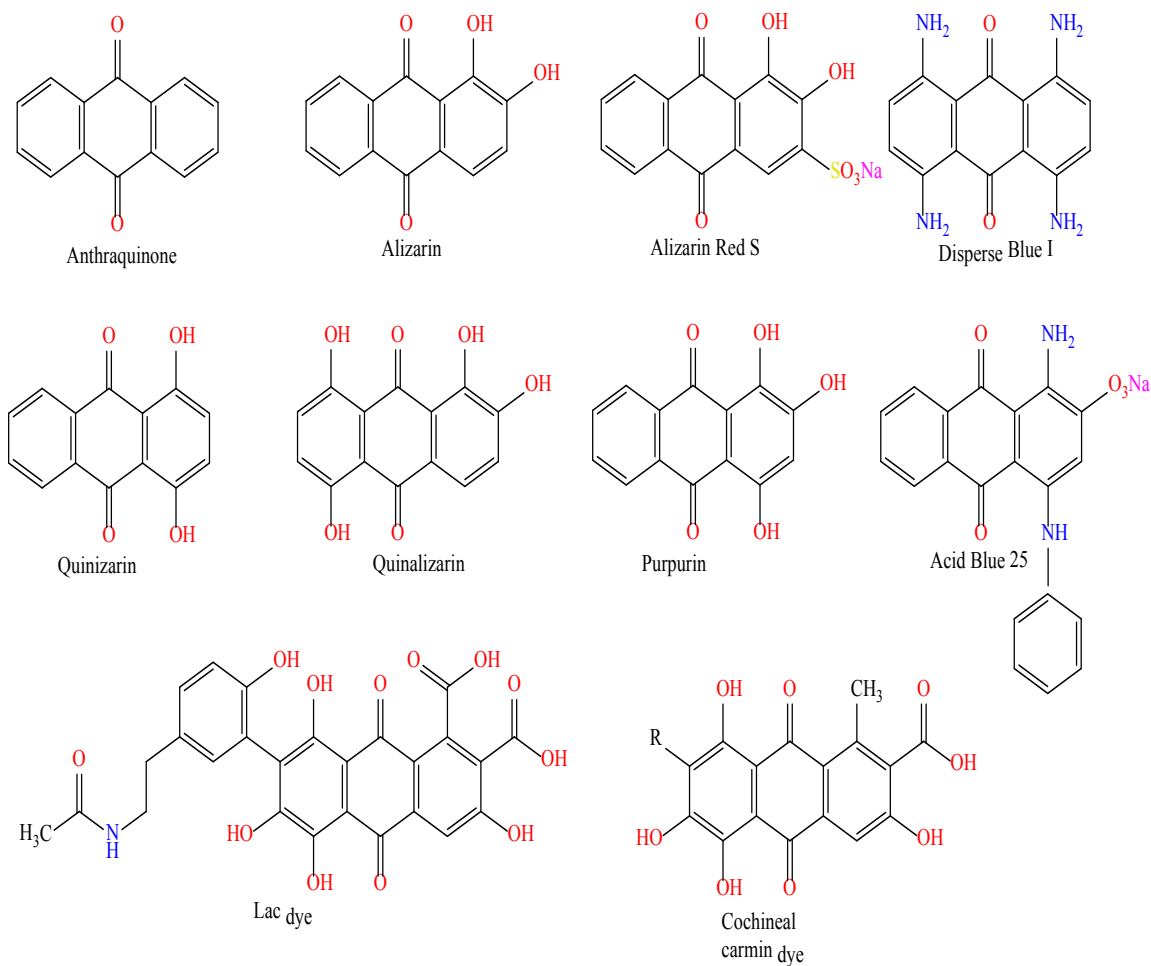


Fig. 2. Chemical structure of some anthraquinone dye

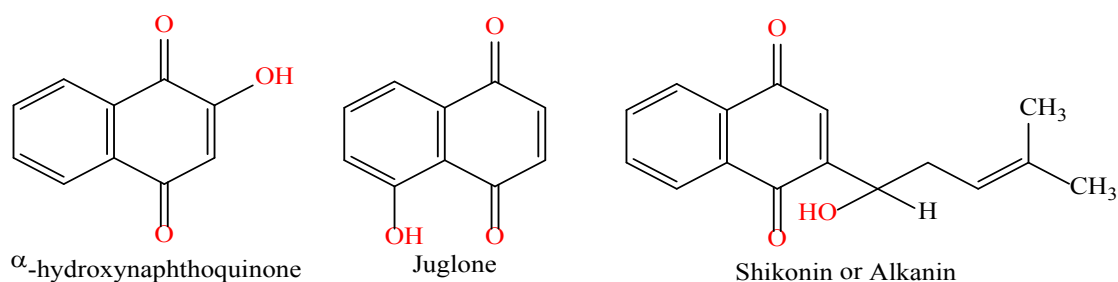


Fig. 2. Chemical structure of some Naphthoquinone dye

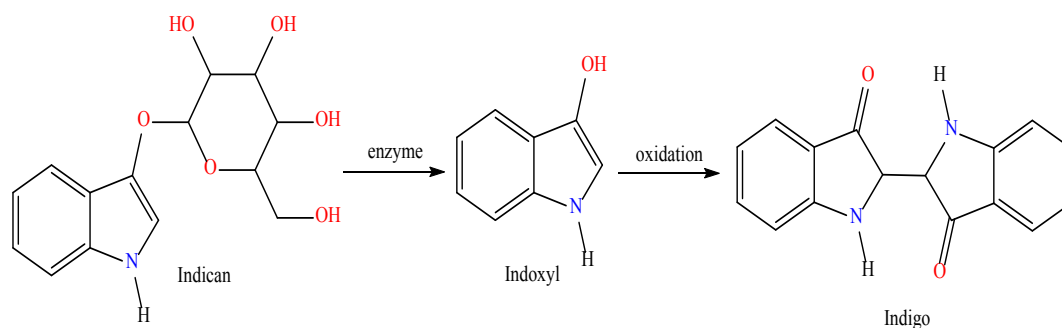


Fig. 2. Chemical structure of some anthraquinone dye

Indigoid dyes

It is crucial to note that indigo and Tyrian purple are both natural dyes with indigoid structures. Indigo, which is believed to have originated in India, is one of the earliest natural dyes. 'Indican' is also the source of the name Indigo (see **Figure 2**). Indian heritage may be directly traced 4000 years to *Indigofera tinctoria*, which contains the glucoside indicator. [14, 22]

Carotenoid dyes

This is owing to the existence of a long linked double bond in the pigment. The plant's tissues are protected by carotenoids, which absorb UV light. Carotenoids are classified as either carotenes or xanthophyll and are yellow, orange, or red in color. Common carotenes include carrot beta-carotene (orange) and tomato lycopene (red). Annatto and saffron are good instances (see **Figure 3**).

Flavonoid dyes

There are two major structural classes of natural dyes: flavonoids and flavones. Flavones, flavanones (citrus fruit), isoflavones (pulses), anthocyanins, anthocyanidins, and

proanthocyanidins are among the seven groups (e.g., black tea, green tea, apple, and blackberry). In nature, yellow is produced by flavonoids and isoflavones with hydroxyl and methoxy modified groups. Flavonoids include weld (*Reseda luteola*) and woad wax (*Genista tinctoria*) (see **Figure 4**).[23]

Anthocyanins dyes

In plants, flavonoids are the most significant colorants, and they are found mostly in floral tissues. Pelargonidin, cyanidin, delphinidin, peonidin, petunidin, and malvidin are the six major anthocyanin chromophores and glycosides. [24] In the food sector, anthocyanins play a key role due to their bright colors and dyeing abilities. They are also reasonably harmless from a health viewpoint (see **Figure 5**).

Dihydropyran dyes

Dihydropyrans are closely linked to flavonoids in terms of their chemical composition and structure. Logwood is primarily colored by haematin and hematoxylin, a leuco form (heartwood of *Haematoxylon campechianum*,

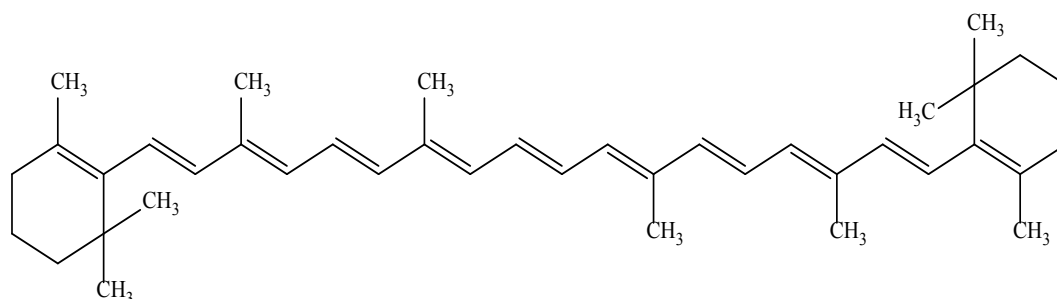


Fig. 3. Chemical Structure of Carotenoid dye

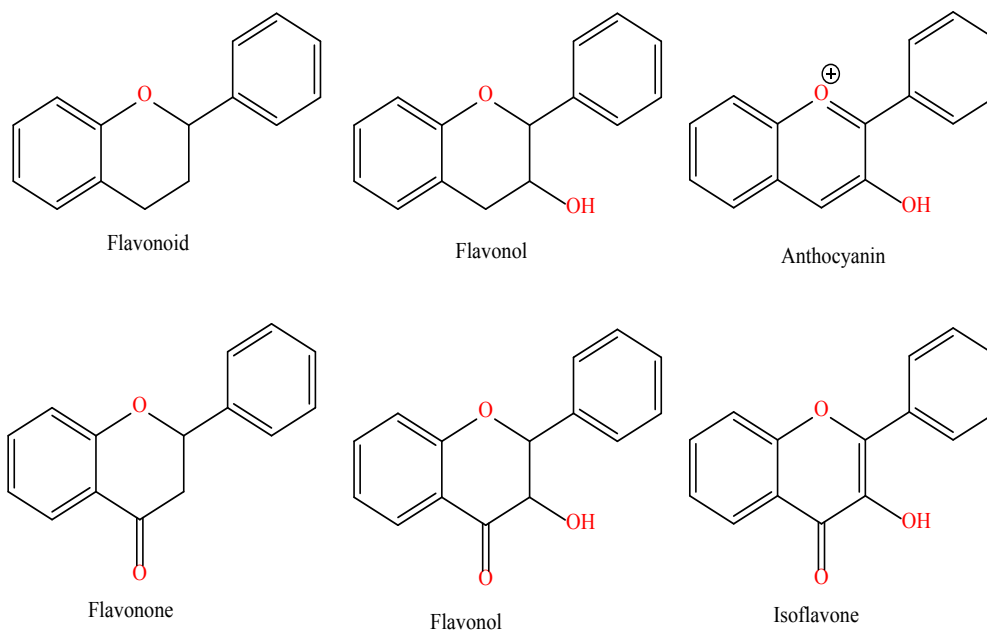


Fig.4. Chemical structure of Flavones dye

CI natural black). Dark colors of silk, wool, and cotton can be achieved by using these natural dyes. Logwood, Brazilwood, and sappan-wood, for example (see **Figure 6**).[12, 24]

Tannin based dyes

Numerous plants typically used for coloring clothes include tannins, a polyphenolic molecule. As a rule, mordants are needed to fix tannin-based colors to cloth. Depending on the dye-mordant combination, this family of dyes also changes color with a change in mordant. In addition to its polyphenolic composition, Acacia catechu bark and wood dyes have Nilotic and babool bark, respectively.[19, 25]

Classification Based on Color

Natural dyes are typically classified based on the color they contribute to the textile material (see **Table 2**). [26-28]

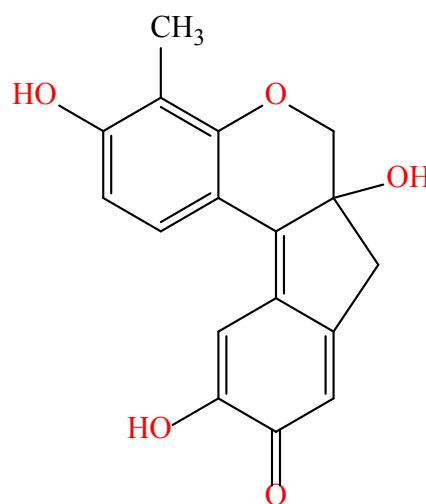


Fig. 6. Chemical structure of Dihydropyran dye

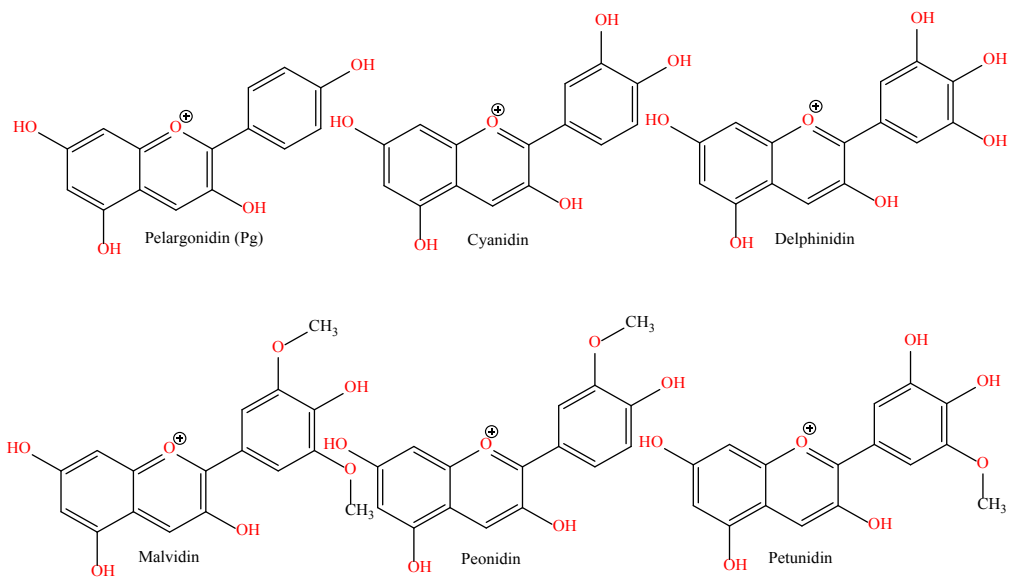


Fig.5. Chemical Structure of Anthocyanins dye

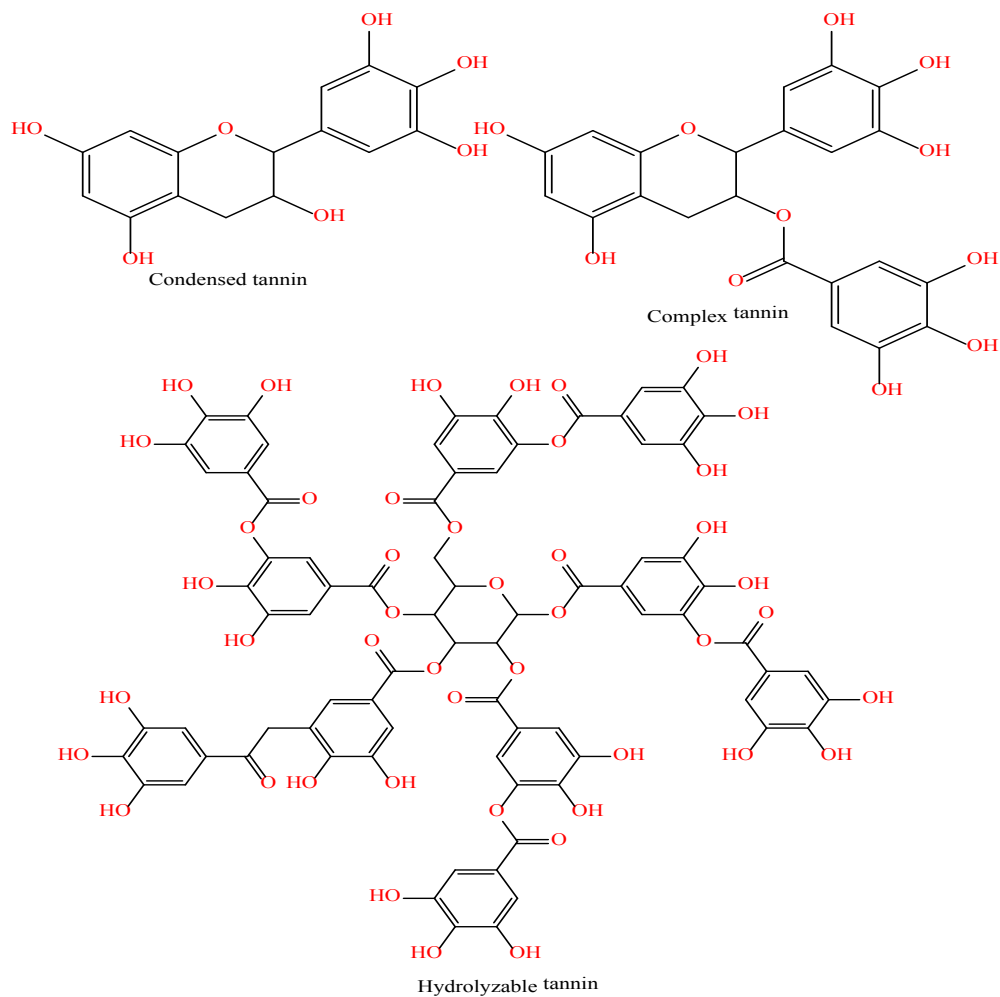


Fig. 6. Chemical structure of tannin based dyes

TABLE 2. Natural dyes based on the color

Colour	Botanical	Parts used
Red dyes		
Safflower	<i>Carthamus tinctorious</i>	Flower
Caesalpina	<i>Caesalpinia sappan</i>	Wood chips
Maddar	<i>Rubia tinctorium</i>	Wood
Lac	<i>Coccus lacca</i> (insect)	Twigs inhabited by these insects
Yellow dyes		
Bougainvillea	<i>Bougainvillea glabra</i>	Flower
Golden rod	<i>Solidago grandis</i>	Flower
Teak	<i>Tectona grandis</i>	Leaves
Marigold	<i>Tagetes species</i>	Flower
Parijata	<i>Nyetanthesar bortristis</i>	Flower
Green dyes		
Tulsi	<i>Ocimum sanctum</i>	Leaves
Bougainvillea	<i>Bougainvillea</i>	Flower
Lily	<i>Convallar majalis</i>	Leaves and stalk
Nettles	<i>Urtica diocia</i>	Leaves
Brown dyes		
Caesalpina	<i>Caesalpinia sappan</i>	Wood chips
Bougainvillea	<i>Bougainvillea glabra</i>	Flower
Balsam	<i>Impatiens balsamina</i>	Flower
Marigold	<i>Tagetes species</i>	Flower
Black berries	<i>Rubus fruticosus</i>	Berries
Blue dyes		
Indigo	<i>Indigofera tinctoria</i>	Leaves
Woad	<i>Isatis tinctoria</i>	Leaves
Suntberry	<i>Acacia nilotica</i>	Seed pods
Pivet	<i>Ligustrum vulgare</i>	Mature berries After frost
Water lily	<i>Nymphaea alba</i>	Rhizomes
Black dyes		
Lac	<i>Coccus lacca</i> (insect)	Twigs inhabited by these insects
Alder	<i>Alnus glutinosa</i>	Bark
Rofblamala	<i>Loranthus pentapetaius</i>	Leaves
Custard apple	<i>Anona reticulate</i>	Fruit
Harda	<i>Terminalia chebula</i>	Fruit
Orange/Peach dyes		
Bougainvillea	<i>Bougainvillea</i>	Flower
Balsam	<i>Impatiens balsamina</i>	Flower
Dahlia	<i>Dahlia species</i>	Flower
Annatto	<i>Bixa orellana</i>	Seeds

Red

The Color Index offers 32 natural red dyes. The majority of the red pigments are found in the barks or roots of plants, or they are camouflaged in the bodies of dull grey insects. Madder (*Rubiactinctorum*), manjistha (*Rubiaccordifolia*), Brazil wood/sappanwood (*Caesalpineasappan*), Al or morinda (*Morindacitrifolia*), cochineal (*Coccusacti*), and lac dye are a few important members (*Coccuslacca*) [21].

Blue

There are just four blue natural dyes included in the Color Index: natural indigo, sulphonated natural indigo, Kumbh (Manipur), and Tsuykusa flowers from Japan, which are mostly used during manufacture of awobana paper [16]. Indigo seems to be the only viable blue natural dye.[29].

Yellow

As a result, yellow has been the most often used and plentiful natural dye. Twenty-eight yellow dyes are listed in the Catalogue of Colors. *Berberisaristata* (barberry), *tesu* blossoms (*Buteamonosperma*), and *kamala* are one of the most prominent sources (*Mallotusphilippensis*) [26, 30] Turmeric, *kamela*, *tesu*, *marigold*, *larkspur*, *harshingar*, *annatto*, *berberis*, and *dolu* are natural sources of yellow hue. *Curcuma longa* rhizomes are also the source of turmeric's color. Colorants such as *rottlerin* and *isorottlerin* are present in *kamela*, an orange-red powder that forms glandular pubescence on the bases of the tree *Mallotusphilippensis*.

Green

Plants can produce green colors are uncommon. Woad (*Isatistinctoria*) and indigo were used together with yellow dyes since antiquity to generate green colors. It was created by mordanting wool with alum and dyeing it yellow with dyer's green weed, then over-dyeing it with woad and indigo. Using an iron mordant to color yellow fabrics produces soft olive greens.

Black and Brown

Natural brown supplies are nearly limitless. Cutch is an old brown dye derived from the wood

of acacia trees; specifically, *Acacia catechu* is being used to color cotton in a brown color. Six dyes are available in black, according to Color Chart. Iris plant roots, lac, charcoal, and caramel are other good examples of black color.[31]

Orange

Additionally, oranges may be created by combining red and yellow colors. Barberry, annatto, sweet pepper blood roots, etc. are all examples of nutrients orange color.[32]

Classification Based on Application

Natural dyes are further divided into mordant dyes, direct dyes, vat dyes, acid dyes, and basic dyes, and dispersion dyes depending on how they are applied.

Mordant Dyes

A mordant is required to apply these because they have no attraction for the fibers. They create complexes with the mordant, by definition. The three categories of mordants are i) metallic mordants such as metal salts of aluminum, copper, tin, etc. (ii) tannic mordants such as myrobalan and sumach (iii) oil mordants which form complexes with the primary metal mordant.

Vat Dyes

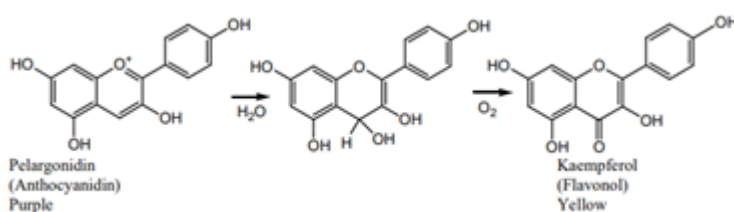
When reduced with sodium hydroxide, they become water-soluble, and their affinity for natural fibers is shown. That after the dye has been applied to the fabric, it is oxidized to produce the dye's actual color, e.g., indigo.

Direct Dyes

There is no need to pre-treat the dye or the fabric before using direct dyes. This category includes a large number of natural dyes. Harda, pomegranate rind, and annatto are further examples.

Acid Dyes

Sulfonic or carboxylic groups are present in the structure of such dyes, making them the best choice for dyeing wool and silk in acidic media. Saffron, for example, is more colorfast after being treated with tannic acid (also referred to as back tanning).



saffron

Basic Dyes

Wool and silk have –COOH groups, which basic dyes ionize to produce colored cations and electrovalent bonds. Berberine, for example, is administered at pH values ranging from neutral to moderately acidic.

Disperse Dyes

Several natural dyes were thought to be structurally comparable to dispersed dyes. Due to the dyes' relatively small size and solubility in water, they do not include any powerful solvent families. Synthetic fibers are dyed using all these dyes, which could be post-mordanted with chromium, copper, or tin salts. Silk and wool can also be treated using these techniques. Lawson, henna, and several other flavone and anthraquinone dyes might be examples of such colors. [33]

Extraction of Natural Dyes

Extraction is important for the purification of natural dyes, as well as for the purification of crude dye-bearing substances, as natural dye-bearing materials contain only such a small percentage of coloring matter or dye. This is because natural coloring ingredients are not made up of a single chemical entity and that the plant matrix comprises a range of no dye plant components. When beginning an extraction procedure, it is necessary to determine the type and solubility of the coloring ingredients. Color components can be extracted in several ways, including the following:

- Aqueous extraction.
- Alkali or acid extraction.
- Microwave and ultrasonic-assisted extraction.
- Fermentation.
- Enzymatic extraction.
- Solvent extraction.
- Supercritical fluid extraction.[12]

Aqueous Extraction

Plants and some other substances were previously dyed via aqueous extraction. To increase extraction yield, the dye-containing substance is first broken down into small particles or powdered and sieved. For the dye solution, it is boiling and filtered to eliminate no dye plant residues. To eliminate as much dye as practicable, the boiling and filtration procedure is repeated. While extracting color powder on a greater scale,

stainless steel containers are utilized, and the time spent soaking the components in water can be shortened by boiling the solution for a longer amount of time instead of soaking things in the water.

To remove leftover materials, centrifuges are often employed. Purified natural dye is more soluble when it is passed through trickling filters, which remove fine plant particles. As most dyeing procedures are carried out in aqueous conditions, the extract produced by this approach may be applied to textile materials with relative ease and convenience.

Only water-soluble dye components are extracted in this technique, although many dyes are insoluble in water. If the extract is to be condensed and converted to fine powder, it will need to be stripped of other water-soluble compounds, like sugars. Boiling temperature reduces the yield of heat-sensitive dye compounds, thus a lower temperature must be utilized for extraction in these cases.

Acid and Alkali Extraction Process

The glycoside form of many dyes allows them to be extracted under dilute acidic or alkaline conditions. Glycosides are hydrolyzed more efficiently when acid or alkali is added, leading to greater quality and high extraction of coloring ingredients.

It is necessary to employ an acid hydrolysis method to extract the dye from the (*Buteamonosperma*) flowers. To avoid oxidative degradation, certain flavone dyes are additionally extracted using acidified water. Phenolic dyes can benefit from alkaline extraction because they are soluble in alkali, which increases dye production.

Ultrasonic and Microwave Extraction

Those are all microwave and ultrasonic wave-assisted extraction methods that enhance extraction yield by lowering the amount of solvent, time, and temperature needed. As a result, these are called green processes. Ultrasonic techniques are superior for extracting heat-sensitive dye molecules. Microwave extraction involves treating natural sources with a little quantity of solvent in the absence of microwave energy sources. The microwave accelerates the operations, allowing the extraction to be finished in less time and with a higher yield.

Fermentation

Using enzymes generated by microorganisms in the environment or natural resources, this extraction method aids extraction. The most familiar application of this sort of extraction is indigo. Indigo leaves and twigs are steeped in warm water (approximately 32 °C) after harvest. The leaves' glucoside indican, which contains colored indigo, is broken down into simple sugars and indoxyl by the indimulsin enzyme, which is also found in the leaves. A 10- to 15-hour fermentation process produces indoxyl, which is subsequently oxidized by air into blue-colored indigotin, which falls to the bottom of the vat.

Enzymatic Extraction

Commonly available enzymes, such as cellulase, amylase, and pectinase, have been employed to loosen the surrounding material, allowing color molecules to be extracted under gentler circumstances. To extract dye from hard plant components such as bark, roots, and the like, this technique may be useful.

Solvent Extraction

Biochemically, natural coloring substances may also be extracted utilizing organic solvents, like chloroform, chloroform-ethyl alcohol-ethyl alcohol-water-alcohol, etc. Using plant resources, water-soluble and water-insoluble compounds can be extracted by using the water/alcohol extraction technique. Since a greater number of chemicals and coloring components are extracted, the extraction yield is greater than with aqueous extraction. In addition, alcoholic solvents could also be treated with acid or alkali to promote the breakdown of glycosides and the release of colorant.

Supercritical fluid extraction

The solubility of a material increases with increasing pressure and temperature, therefore a gas function such as supercritical fluid can extract temperatures and pressures over critical levels. This state of affairs is required to keep the gas in its supercritical form. The use of carbon dioxide (CO₂) in supercritical fluid extraction is a good alternative to solvent extraction since it is non-toxic and leaves no wastes.[12, 14, 23]

Some applications of natural textile dyes

Fabrics made from natural fibers are treated with natural dyes to increase their environmental friendliness. It is mostly used for dyeing fabrics, such as cotton and wool. Through the use of indigo and some other natural dyes in printing

is uncommon. Printed fabrics are often printed utilizing a mordant substance, and the entire cloth is dyed, just the area printed with mordants is colored.[34]

Fabrics such as fiber, yarn, and fabric can be dyed using natural dyes as well as synthetic dyes. Due to spinning problems and the cost of colored fiber, fiber training has the advantage of being able to easily alter hue.[35] Due to the design of wool, traditional dyers choose yarn coloring above any other material. hank dyeing is preferred by small-scale dyers owing to its simplicity and low cost, as well as its authenticity and economic efficiency. It is also compatible with their use of unrefined natural materials.[9, 18, 34]

In big pots, these artists generally make tainting by hand. Iron, stainless steel, copper, and aluminum are used to make the containers. Copper vessels are meant to be tinted to provide brilliant colors. It is recommended to use aluminum containers when using only one type of coloring, as they are generally dyed with a single hue. Containers made of inoxidized steel are ideal for the natural dyeing process. Hank-dyeing machines were more efficient when used on a larger scale. To get a uniform color, package dyeing requires small powders or concentrates that are filtered. Metal containers are also utilized at the cottage level to make colors. To thin larger lots, jiggers and winches were utilized. The right dyes or color-carrying materials are selected based on the color needs. Several dye sources have been identified in the past. In general, barks containing tannins are used to produce brown and grey colors.[35]

Yellow hues are created using flavonoid-rich flowers and leaves. Animal and plant anthraquinone dyes can be used to create red hues. Indigo is used to create blue hues in general. You may choose from a variety of colors and mordants, or blend two dyes that have secondary hues like orange. As a result, the material is first tinted with Indigo and then coated with the other color wherever blue is needed to create a secondary hue, to make green[34].

Acknowledgments

The authors are gratefully grateful to acknowledge to National Research Centre (NRC) for the facilities provided. Thankful are also acknowledge to the Faculty of Applied Arts, Benha University.

References

- Asaduzzaman, Hossain, M.F., Kamruzzama, M., MIAH, M.R. and sultana, M., "Effects of Binder and Thickeners of Pigment Printing Paste on Fastness Properties of Printed Fabri". *International Journal of Scientific and Engineering Research*, **7**(9) 710-716 (2016).
- El-Sayed, E., Othman, H. and Hassabo, A.G., "A Short Observation on the Printing Cotton Fabric Using Some Technique". *Journal of Textiles, Coloration and Polymer Science*, (2021).
- SF, H., NR, A. and SS, G., "Appliance of Natural Gums as Thickeners in the Process of Cotton Printing". *Advance Research in Textile Engineering*, **5**(2) 1048-1051 (2020).
4. Hamdy, D.M., Hassabo, A.G. and Osman, H.A., "Recent Use of Natural Thickeners in the Printing Process (a Mini Review)". *Journal of Textiles, Coloration and Polymer Science*, **18**(2) 75-81 (2021).
- Fijan, R., Basile, M., Šostar-Turk, S., Žagar, E., Žigon, M. and Lapasin, R., "A Study of Rheological and Molecular Weight Properties of Recycled Polysaccharides Used as Thickeners in Textile Printing". *Carbohydrate Polymers*, **76**(1) 8-16 (2009).
- Ebrahim, S.A., Hassabo, A.G. and Othman, H., "Natural Thickener in Textile Printing (a Mini Review)". *Journal of Textiles, Coloration and Polymer Science*, **18**(1) 55-64 (2021).
- El-Sayed, G.A., Diaa, M. and Hassabo, A.G., "Potential Uses of Aloe Vera Extract in Textile Wet Process". *Journal of Textiles, Coloration and Polymer Science*, (2021).
- Hamdy, D.M., Hassabo, A.G. and Othman, H., "Recent Use of Natural Thickeners in the Printing Process". *Journal of Textiles, Coloration and Polymer Science*, **18**(2) 75-81 (2021).
- Ragab, M.M. and Hassabo, A.G., "Various Uses of Natural Plants Extracts for Functionalization Textile Based Materials". *Journal of Textiles, Coloration and Polymer Science*, (2021).
- Saad, F., Hassabo, A.G., Othman, H.A., Mosaad, M.M. and Mohamed, A.L., "Improving the Performance of Flax Seed Gum Using Metal Oxides for Using as a Thickening Agent in Printing Paste of Different Textile Fabrics". *Egyptian Journal of Chemistry*, **64**(9) 4937 - 4954 (2021).
- Saad, F., Mohamed, A.L., Mosaad, M., Othman, H.A. and Hassabo, A.G., "Enhancing the Rheological Properties of Aloe Vera Polysaccharide Gel for Use as an Eco-Friendly Thickening Agent in Textile Printing Paste". *Carbohydrate Polymer Technologies and Applications*, **2** 100132 (2021).
- Chungkrang, L., Bhuyan, S. and Phukan, A.R., "Natural Dyes: Extraction and Applications". *International Journal of Current Microbiology and Applied Sciences*, **10**(01) 1669-1677 (2021).
- Arora, J., Agarwal, P. and Gupta, G., "Rainbow of Natural Dyes on Textiles Using Plants Extracts: Sustainable and Eco-Friendly Processes". *Green and Sustainable Chemistry*, **7** 35-47 (2017).
- Yusuf, M., Shabbir, M. and Mohammad, F., "Natural Colorants: Historical, Processing and Sustainable Prospects". *Nat Prod Bioprospect*, **7**(1) 123-145 (2017).
- Hamdy, D.M. and Hassabo, A.G., "Various Natural Dyes from Different Sources". *Journal of Textiles, Coloration and Polymer Science*, (2021).
- Sinha, K., Saha, P.D. and Datta, S., "Response Surface Optimization and Artificial Neural Network Modeling of Microwave Assisted Natural Dye Extraction from Pomegranate Rind". *Industrial Crops and Products*, **37**(1) 408-414 (2012).
- Affat, S.S., "Classifications, Advantages, Disadvantages, Toxicity Effects of Natural and Synthetic Dyes: A Review". *Journal of Science*, **8**(1) 130-135 (2021).
- Hassabo, A.G., Diaa, M. and Othman, H., "Printing Wool Fabrics with Natural Dyes Curcuma and Alkanet (a Critique)". *Journal of Textiles, Coloration and Polymer Science*, (2021).
- Aggarwal, S., "Indian Dye Yielding Plants: Efforts and Opportunities". *Natural Resources Forum*, **45**(1) 63-86 (2021).
- AlAshkar, A. and Hassabo, A.G., "Recent Use of Natural Animal Dyes in Various Field". *Journal of Textiles, Coloration and Polymer Science*, (2021).
- Vankar, P.S., "Chemistry of Natural Dyes". *Resonance*, **5**(10) 73-80 (2000).
- Yusuf, M. and Mohammad, F., "Natural Colorant from Lawsonia Inermis Leaves: Reflectance Spectroscopy-Induced Optimal Conditions of Extraction and Dyeing". *Plant-Based Natural Products*, 89-102 (2017).

23. Mansour, R., "Natural Dyes and Pigments: Extraction and Applications". *Handbook of Renewable Materials for Coloration and Finishing*, 75-102 (2018).
24. Stintzing, F.C. and Carle, R., "Functional Properties of Anthocyanins and Betalains in Plants, Food, and in Human Nutrition". *Trends in Food Science & Technology*, **15** 19-38 (2004).
25. Chungkrang, L., "Environmental Friendly Synthesis of Natural Dyes and Pigments". *International Journal of Chemical Studies* **8**(5) 2398-2402 (2020).
26. Paul, R., Jayesh, M. and Naik, S.R., "Natural Dyes: Classification, Extraction and Fastness Properties". *Text. Dyer Printer*, **29**(22) 16-23 (1996).
27. Hamdy, D.M., Othman, H.A. and Hassabo, A.G., "Various Natural Dyes Using Plant Palette in Coloration of Natural Fabrics". *Journal of Textiles, Coloration and Polymer Science*, **18**(2) 121-141 (2021).
28. El-Sayed, G.A., Othman, H. and Hassabo, A.G., "An Overview on the Eco-Friendly Printing of Jute Fabrics Using Natural Dyes". *Journal of Textiles, Coloration and Polymer Science*, (2021).
29. Yusim, Y., Livingstone, D. and Sidi, A., "Blue Dyes, Blue People: The Systemic Effects of Blue Dyes When Administered Via Different Routes". *J Clin Anesth*, **19**(4) 315-21 (2007).
30. Gulrajani, M., Gupta, D., Agarwal, V. and Jain, M., "Some Studies on Natural Yellow Dyes, Part 1: C.I. Natural Yellow 3 (Turmeric)". *Indian Text. J*, **102**(4) 50-56 (1992).
31. Hao, S., Wu, J., Huang, Y. and Lin, J., "Natural Dyes as Photosensitizers for Dye-Sensitized Solar Cell". *Solar Energy*, **80** 209-214 (2006).
32. Tayade, P.B. and Adivarekar, R.V., "Adsorption Kinetics and Thermodynamic Study of Cuminum Cyminum L. Dyeing on Silk". *Journal of Environmental Chemical Engineering*, **1** 1336-1340 (2013).
33. Samanta, P., Singhee, D. and Samanta, A.K., "Fundamentals of Natural Dyeing of Textiles: Pros and Cons". *Curr Trends Fashion Technol Textile Eng*, **2**(4) 69-76 (2018).
34. Benkhaya, S., Harfi, S.E. and Harfi, A.E., "Classifications, Properties and Applications of Textile Dyes: A Review". *J. Envir. Eng. Sci*, **3**(3) 311-320 (2017).
35. Hossini, H., Soltani, R.D.C., Safari, M., Afshin Maleki, Rezaee, R. and Ghanbari, R., "The Application of Natural Chitosan/Bone Char Composite in Adsorbing Textile Dye from Water". *Chemical Engineering Communications*, 1-42 (2017).

ملاحظة قيمة للأصباغ الطبيعية الصديقة للبيئة لاستخدامها القيم في صناعة النسيج

سارة امين إبراهيم¹، محمد محمد مسعد¹، حنان علي عثمان¹، احمد جمعه حسبو²
¹ قسم طباعة المنسوجات والصباغة والتجهيز، كلية الفنون التطبيقية، جامعة بنها، بنها، مصر
² المركز القومي للبحوث، شعبة بحوث الصناعات النسيجية، قسم التحضيرات والتجهيزات للألياف السليلوزية،
٣٣ شارع البحوث (شارع التحرير سابقاً)، الدقي، ص. 12622، الجيزة، مصر

أصبح فرع طباعة المنسوجات تقنية معروفة على نطاق واسع لجميع الألياف والمنسوجات والملابس في صناعات المعالجة الرطبة للنسيج. الطباعة هي نوع من التلوين يتم فيه تطبيق الألوان على مناطق معينة من القماش بدلاً من النسيج بأكمله. في هذه الدراسة، سلطنا الضوء على استخدام الأصباغ الطبيعية الصديقة للبيئة كمادة ملونة لتقليل التأثير البيئي. تعتبر الأصباغ الطبيعية والاصطناعية مواد ذات أهمية كبيرة لأنها تلعب دوراً مهماً في حياتنا اليومية. مجموعة كبيرة من الاستخدامات الفنية والصناعية لصباغة أو طباعة القماش والورق والجلود وغيرها من المواد. بعض هذه الألوان سامة ومسرطنة ويمكن أن تهيج الجلد والعينين. العديد من الألوان الاصطناعية الضارة ومسببة للحساسية محظورة الآن. العديد من الألوان، على الرغم من عدم حظرها بعد، قد لا تكون آمنة تمامًا.