



Examination and study of (thiazole-5-carboxylic acid) as an inhibitor in sodium chloride medium for a mild steel corrosion

Raheem A.H.Al-Uqaily, Jawad Kadhim Abaies, Subhi A.H. Al-Bayat

Chemistry Department, Science College, Wasit University, Iraq



CrossMark

Abstract

The corrosion inhibitor (thiazole-5-carboxylic acid) was tested in this study using a weight loss technique and at temperatures range from 30 to 50 °C, and concentrations range from 100 to 400 ppm. Since the corrosion inhibitor contains atoms of oxygen, nitrogen, and sulfur, as well as thiazole that can be inhibit the corrosion process, the corrosion inhibitor's efficiency decreases as temperatures rise to 40 and 50°C, due to the formation of a layer of film on the metal's surface, and because the corrosion inhibitor contains atoms of oxygen, nitrogen, and sulfur, as well as thiazole that can be inhibit the corrosion process. The reaction's thermodynamic characteristics, such as activation energy, enthalpy, entropy, and free energy of adsorption, were determined and were satisfactory in the inhibitory processes.

Keywords: NaCl, carboxylic acid, inhibitor, polarization, weight loss, entropy, efficiency.

1. Introduction

Corrosion is the loss of metal characteristics as a result of hostile conditions, such as when using of acid solutions for pickling, chemical and electrochemical engraving of metal, industrial acid clean-up, cleaning of oil refinery equipment, acid removing sediments, and acidizing oil wells [1-8]. Corrosion of significant industrial metal equipment, which has drawn a lot of attention in recent years, continues to be a source of concern for scientists, engineers, and researchers, as it impacts the metalworking, chemical, and oil sectors [9-15]. Inhibitors usually work by adsorption on metal surfaces, with the nature of the surface adsorbed metal and hostile media for the metal portion, as well as synthetic inhibitor molecules and their interaction with the metal surface [16-23]. Organic inhibitors for mild steel in hydrochloric acid medium have previously been investigated. Carbon steel is prone to pitting corrosion in an oxidizing environment [20-25]. Furthermore, in an oxidizing environment, carbon steel is expected to corrode faster than in a reducing environment. On the other hand, the effect of pitting corrosion can be mitigated by raising the total corrosion rate [26-29]. Mild steel pipes and vessels are

commonly used to transport water or are submerged in some way while in operation. Temperature, flow velocity, pH, and other factors can all influence corrosion rates [28-31]. The relative acidity of the solution is the most important factor to consider. Adsorption is one of the necessary and very useful processes in industrial, chemical and petrochemical processes, which is the adhesion of atoms, molecules, or ions from a liquid, gas, or dissolved solid to a surface. This process creates a film or layer of the inhibitor on the surface of the metal in the process of inhibiting corrosion intended to reduce the oxidation and reaction processes.[32-40]

2. Experimental Work

Mild Steel specimen with the following composition by weight: 0.18 % carbon, 0.39 % manganese, 0.17 % silicon, 0.09 % sulphur, 0.47 % phosphorus, 0.028 % copper, and balance Fe. The metal sample had been prepared, grease had been removed, and it had been cleaned thoroughly. Seven mild steel coupons with dimensions of 4cm x 3cm x 0.2cm were employed in the tests, each containing NaCl and concentrations of (thiazole-5-carboxylic

*Corresponding author e-mail: raheem222888@yahoo.com; (Raheem Aziz Al-Uqaily).

Receive Date: 08 December 2021, Revise Date: 27 December 2021, Accept Date: 12 January 2022

DOI: 10.21608/EJCHEM.2022.110259.5017

©2022 National Information and Documentation Center (NIDOC)

acid) as an inhibitor. However all experiment was conducted by using the hydrogen gas evolution technique with a 50 ml volume, both without and with inhibitors.[5-15]

3. Results and Discussion

Figure 1 shows a large difference of weight loss over time without and with inhibitors; when adding inhibitors, a reduction in weight loss or corrosion rate of mild steel in NaCl, observed as shown in equation 1 below; when a gradual increase the inhibitor concentration takes place, a decrease in weight loss of mild steel in NaCl media at 30 oC observed, as shown in Figures 2 and 3. These results agree very well with reported data of many workers.[8-16]

Figure 4 depicts the relationship between hydrogen gas evolution volume and time, demonstrating that hydrogen gas evolution decreases with time without and with concentration inhibitors.[5-9]

Table 1 shows that increasing the inhibitor content enhanced corrosion inhibition effectiveness at 30 oC, whereas increasing the temperature decreased inhibition efficiency took place.[4-12]

The inhibition efficiencies (% E) were calculated by using the following equation:[6-15]

$$E = (W_u - W_i) / W_u * 100 \% \quad (1)$$

Where w_u is denotes to the weight loss for uninhibited solution and w_i is denotes to the weight loss for inhibited solution.

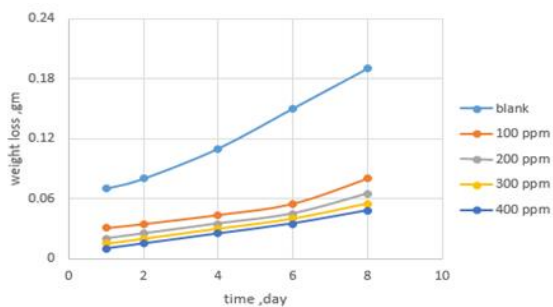


Fig. 1: Scheme weight loss vs. time at 30 °C without and with inhibitors

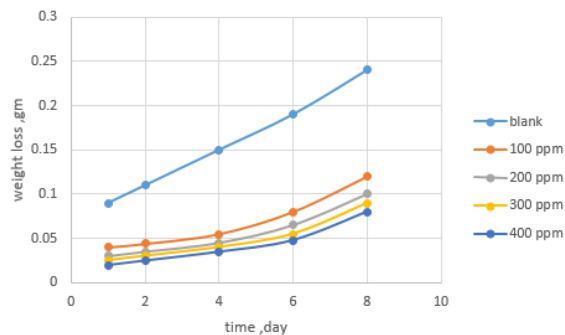


Fig. 2: Scheme weight loss vs. time at 40 °C without and with inhibitors

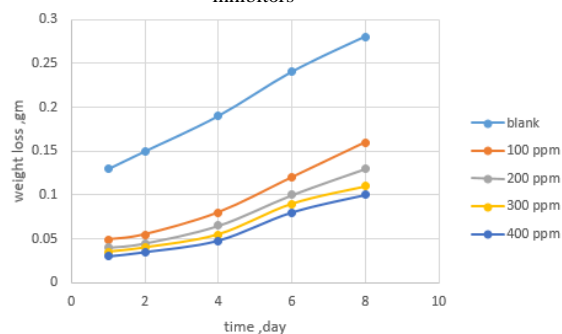


Fig. 3: Scheme weight loss vs. time at 50 °C without and with inhibitors

Table 1: Influence inhibitor concentrations on inhibition efficiency by weight loss method

Inhibitor conc. ppm	Corrosion rate C.R			Inhibition efficiency %		
	30 °C	40 °C	50 °C	30 °C	40 °C	50 °C
Blank	0.446	0.576	0.712	0	0	0
100	0.112	0.151	0.216	74.8	73.7	69.6
200	0.088	0.139	0.184	80.2	75.8	74.1
300	0.075	0.121	0.171	83.1	78.9	75.9
400	0.057	0.097	0.148	87.2	83.1	79.2

Table 1 illustrates corrosion rates and efficiency without and with inhibitors for different concentrations of nanoparticles at temperatures of 30, 40, and 50 °C. Results showed shows that the rate of corrosion reduces as the inhibitor concentration increases and the efficiency of the inhibition increases [12-19]. The explanation of these phenomena is an electric double layer is formed by the adsorption of an inhibitor in the metal surface. Carbon steel offers the most effective protection of corrosion at 400ppm and 30 °C, as shown in Figure 5.[15-22]

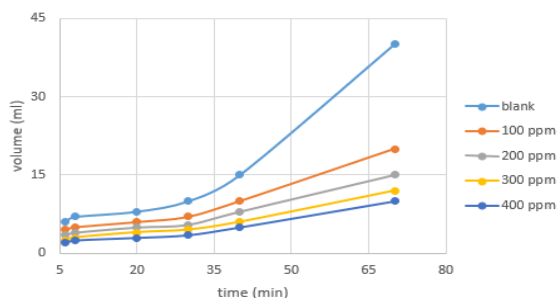


Fig. 4: Scheme of volumes of hydrogen gas evolved with time

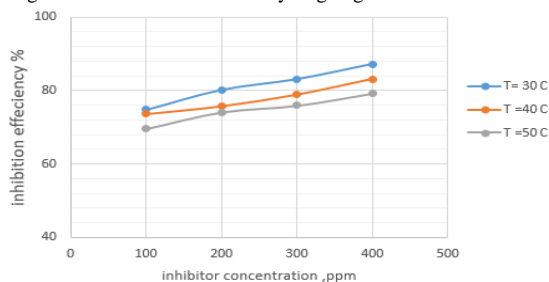


Fig. 5: Scheme inhibition efficiency vs. inhibitor concentrations

The effects of temperature in NaCl on carbon steel metal were examined during this experiment. By utilizing Equation 2, results have shown that raising temperatures from 30 to 50 °C decreases the effectiveness of prevention of corrosion due to higher rates of corrosion.[11-19, 32-40]

Corrosion rate is expressed using the equation below.

$$\mathbf{C.R} = \mathbf{87.6 w / D.a.t} \quad (2)$$

Where **C.R** represents corrosion rate (mmpy), **w** represents weight loss (mg), **D** represents density (g/cm³), **a** represents area (cm²), and **t** represents time (hr).

Using the Arrhenius equation, the activation energy may be calculated using the following corrosion rate equation:[7-16]

$$\mathbf{C.R} = \mathbf{A e^{-Ea/RT}} \quad (3)$$

The activation energy is **Ea**, the universal gas constant is **R**, and the absolute temperature is **T**. The frequency factor is **A**.

$$\mathbf{C.R} = \mathbf{[R.T/N.h].e^{[\Delta S/R]} . e^{-[\Delta H/RT]}} \quad (4)$$

Where **h** refer to the Planck constant, **N** for Avogadro's number, **ΔS** for entropy energy, and **ΔH** for enthalpy energy.

The reactions free energy can be estimated by using the following equation:

$$\mathbf{\Delta G} = \mathbf{\Delta H - T\Delta S} \quad (5)$$

ΔG represents to the adsorption free energy.[13-20]

Table 2: Parameters of thermodynamic adsorption

Inhibitor conc. ppm	Ea (kJ/mole)	ΔH (kJ/mole)	ΔS (kJ/mole.K)	ΔG (kJ/mole)
blank	62.35	17460	7.2*10 ⁻¹⁰	17460
100	182.90	29100	9.4*10 ⁻¹⁰	29100
200	191.22	31177	10.2*10 ⁻¹⁰	31177
300	195.37	35334	12.1*10 ⁻¹⁰	35334
400	207.85	44064	13.6*10 ⁻¹⁰	44064

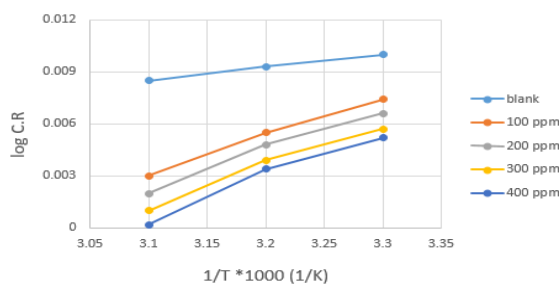


Fig.6: Plot of log C.R vs. 1/T for several concentrations

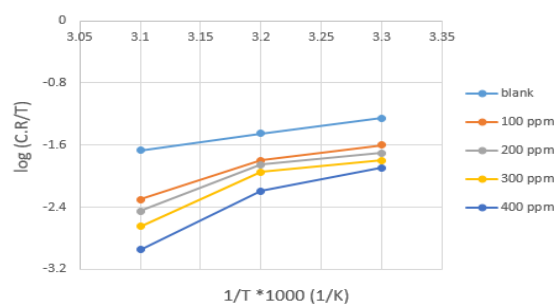
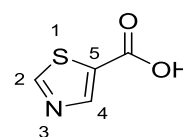


Fig.7: Plot of log C.R/T vs. 1/T for several concentrations

Figures 6 and 7 were used to determine kinetic activation parameters, enthalpy, entropy, and free energies from the Arrhenius equation, as shown in Table 2.[16-25]

Table 2 shows activation, enthalpy, entropy, and free energy of adsorption, which were determined by using Figures 6 and 7. Because the inhibitor's adsorbent layer is a film on the metal's surface, increasing the inhibitor causes a rise in activation values and enthalpy energy, as well as a decrease in entropy energy [22-29]. Chemical and physical adsorption are the two types of adsorption that have been seen in present work, with activation values exceeding 80 kJ / mol , The presence of nitrogen, sulfur, and oxygen atoms, in addition to thiazole , can cause excellent inhibition by forming a film on the surface of the metal as shown in Figure 8 the represents structure of the inhibitor.[32-40]



thiazole-5-carboxylic acid

4. Conclusions

In this research, the inhibitor (thiazole-5-carboxylic acid) was evaluated by weight loss method and at temperature ranging from 30 to 50 °C, different concentrations of corrosion inhibitor were used from 100 to 400 ppm. Found that corrosion inhibitor was able to reduce corrosion at 30°C, and when temperature increased to 40 and 50°C, the efficiency of the inhibition decreases, due to the formation of a layer of film on the surface of the metal, and also because of the corrosion inhibitor contains atoms of oxygen, nitrogen and sulfur, as well as thiazole that can inhibit the corrosion process. The thermodynamic parameters of the reaction such as activation energy, enthalpy, entropy, and free energy of adsorption were also determined and it was very satisfactory in the inhibition processes.

5. Acknowledgment

I would like to thank all the employees who helped me in carrying out this research, especially the College of Science at Wasit University - Iraq

6. References

- [1] Raheem A.H. Al-Uqaily, [Corrosion Inhibition of Steel in HCL Media Using 2- Methoxymethyl-Benzlamine](#), Journal of Applied Chemistry IOSR, vol.8, issue 4, pp.50-55, (2015).
- [2] Ma, Y. T., Li, Y. & Wang, F. H. Corrosion of low carbon steel in atmospheric environments of different chloride content. *Corrosion Science* **51**, 997–1006 (2009).
- [3] Al-Amiery, A. A., Kadhum, A. A. H., Kadhim, A., Mohamad, A. B., How, C. K., and Junaedi, S., Inhibition of mild steel corrosion in sulfuric acid solution by new Schiff base. *Materials* **7**, 787–804. (2014).
- [4] Karthik, G., and Sundaravadivelu, M., Inhibition of mild steel corrosion in sulphuric acid using esomeprazole and the effect of iodide ion addition. *ISRN Electrochemistry*, **10**, (2013).
- [5] E. S. Ferreira, C. Giacomelli, F. C. Giacomelli, and A. Spinelli, "Evaluation of the inhibitor effect of L-ascorbic acid on the corrosion of mild steel," *Materials Chemistry and Physics*, vol. 83, no. 1, pp. 129–134, (2004).
- [6] I. B. Obot and N. O. Obi-Egbedi, "Adsorption properties and inhibition of mild steel corrosion in sulphuric acid solution by ketoconazole: experimental and theoretical investigation," *Corrosion Science*, vol. 52, no. 1, pp. 198–204, (2010).
- [7] K. C. Emregül and O. Atakol, "Corrosion inhibition of iron in 1 M HCl solution with Schiff base compounds and derivatives," *Materials Chemistry and Physics*, vol. 83, no. 2-3, pp. 373–379, (2004).
- [8] Sadik Hameed, Hussein Ali Awad, Raheem A. H. AL-Uqaily, Boron removal from seawater using adsorption and Ion exchange techniques, *Ecology, Environment and Conservation*, vol.26,2,10-17,2020
- [9] Subhi A. Al-Bayaty, Najwa J. Jubier, Raheem A.H. Al-Uqaily, Study of Thermal Decomposition Behavior and Kinetics of Epoxy/Polystyrene Composites by using TGA and DSC, *Journal of Xi'an University of Architecture & Technology*, vol.12,3,1331-1341,(2020)
- [10] M. S. Abdel-Aal and M. S. Morad, "Inhibiting effects of some quinolines and organic phosphonium compounds on corrosion of mild steel in 3 M HCl solution and their adsorption characteristics," *British Corrosion Journal*, vol. 36, no. 4, pp. 253–260, (2001).
- [11] H. H. Hassan, E. Abdelghani, and M. A. Amin, "Inhibition of mild steel corrosion in hydrochloric acid solution by triazole derivatives. Part I. polarization and EIS studies," *Electrochimica Acta*, vol. 52, no. 22, pp. 6359–6366, (2007).
- [12] E. Cano, J. L. Polo, A. L. A. Iglesia, and J. M. Bastidas, "A study on the adsorption of benzotriazole on copper in hydrochloric acid using the inflection point of the isotherm," *Adsorption*, vol. 10, no. 3, pp. 219–225, (2004).
- [13] Hussein Ali Awad, Raheem A.H. Al-Uqaily, Subhi A. Al-Bayaty, Effect of inhibition by "2-(2-methoxyphenoxy) benzylamine hydrochloride" for corrosion of mild Steel in HCl media, *Journal of Xidian University*, vol.14,4,3499-3507,(2020)
- [14] Raheem A.H. Al-Uqaily, Subhi A. Al-Bayaty, Athra G. Sager, [Inhibition and adsorption by using " thiazole-2-carboxylic acid " as anti-corrosion for copper metal in HCl media](#), *Journal of Southwest Jiaotong University*, vol.55,2,(2020).
- [15] Raheem A. H. Al-Uqaily, [Inhibition by 1-methyl isoquinoline for mild steel corrosion in 1 M HCl media](#), *American Scientific Research Journal for Engineering, Technology, and Sciences (ASRJETS)*, vol.14,issue 1,pp.55-63,(2015)
- [16] A. Yurt, A. Balaban, S. U. Kandemir, G. Bereket, and B. Erk, "Investigation on some Schiff bases as HCl corrosion inhibitors for carbon steel,"

- Materials Chemistry and Physics*, vol. 85, no. 2-3, pp. 420–426, (2004).
- [17] M. El Azhar, B. Mernari, M. Traisnel, F. Bentiss, and M. Lagrenée, “Corrosion inhibition of mild steel by the new class of inhibitors [2,5-bis(*n*-pyridyl)-1,3,4-thiadiazoles] in acidic media,” *Corrosion Science*, vol. 43, no. 12, pp. 2229–2238, (2001).
- [18] P. Bommersbach, C. Alemany-Dumont, J. P. Millet, and B. Normand, “Formation and behaviour study of an environment-friendly corrosion inhibitor by electrochemical methods,” *Electrochimica Acta*, vol. 51, no. 6, pp. 1076–1084, (2005).
- [19] Larabi, L., Harek, Y., Traisnel, M., and Mansri, A., Synergistic influence of poly (4-vinylpyridine) and potassium iodide on inhibition of corrosion of mild steel in 1M HCl. *J. Appl. Electrochem.* 34, 833–839. (2004).
- [20] Mohsenifar, F., Jafari, H., and Sayin, K. , Investigation of thermodynamic parameters for steel corrosion in acidic solution in the presence of N, N'-Bis (phloroacetophenone)-1, 2 propanediamine. *J. Bio Tribo Corros.* 2, 1–13. (2016).
- [21] Raheem A.H. Al-Uqaily, Subhi A. Al-Bayat, Sattar O. Maiws Al-Mayyahi , Study of Kinetics and Inhibition efficiency by “ [Isoquinoline-5-carboxaldehyde](#)” for Corrosion for carbon Steel in HCl acid, *Journal of Southwest Jiaotong University*, vol.55,3,(2020)
- [22] Raheem A. H. Al-Uqaily, [Using Ethylthiazole-4-Carboxylate as Inhibitor for Copper Corrosion in 0.5 M HCL Acid](#), *International Journal of Recent Research in Physics and Chemical Sciences*, vol.2, issue1,pp.1-7,(2015)
- [23] W.-H. Li, Q. He, S.-T. Zhang, C.-L. Pei, and B.-R. Hou, “Some new triazole derivatives as inhibitors for mild steel corrosion in acidic medium,” *Journal of Applied Electrochemistry*, vol. 38, no. 3, pp. 289–295, (2008).
- [24] F. Bentiss, M. Lebrini, and M. Lagrenée, “Thermodynamic characterization of metal dissolution and inhibitor adsorption processes in mild steel/2,5-bis(*n*-thienyl)-1,3,4-thiadiazoles/hydrochloric acid system,” *Corrosion Science*, vol. 47, no. 12, pp. 2915–2931, 2005.
- [25] A. K. Singh, S. K. Shukla, M. Singh, and M. A. Quraishi, “Inhibitive effect of ceftazidime on corrosion of mild steel in hydrochloric acid solution,” *Materials Chemistry and Physics*, vol. 129, no. 1-2, pp. 68–76, (2011).
- [26] Subhi A. Al-Bayat, Raheem A.H. Al-Uqaily, Sadik Hameed, [Study of thermal degradation kinetics of high density polyethylene \(HDPE\) by using TGA technique](#), *AIP Conference Proceedings* 2290 (1), (2020)
- [27] Sadik Hameed , Hussein Ali Awad , Raheem A. H. AL-Uqaily, Removal of Iron and Manganese from Ground Water by Different Techniques, *The Journal of Research on the Lepidoptera*, vol.50,4,458-468,(2019)
- [28] Raheem A.H. Al-Uqaily , Subhi A. Al-Bayat , Ehssan A. Abdulameer, [Inhibition by 4-Phenylpyridine N-oxide as Organic Substance for Corrosion for Carbon Steel in 1 M HCl Media](#), *Journal of Advanced Research in Dynamical and Control Systems*, vol.11, special issue 11,1013-1018,(2019).
- [29] Ennas Abdul Hussein, Dunya Y. Fanfoon, Raheem A.H. Al-Uqaily, Ali M. Salman, Mustafa M. Kadhim, Abbas W. Salman, Zaid M. Abbas, [1-Isoquinolinyl phenyl ketone as a corrosion inhibitor: A theoretical study](#), *Materials Today: Proceedings*, vol.42, pp.2241-2246,(2021)
- [30] Raheem A. H. AL-Uqaily, [Inhibition by 4-Chloro-2-FluoroBenzylamine Hydrochloride for Corrosion for Mild Steel in HCl Media](#), *research journal of science and IT management*, vol.5, issue 2 , pp. 1-7,(2105).
- [31] A. K. Singh and M. A. Quraishi, “Inhibiting effects of 5-substituted isatin-based Mannich bases on the corrosion of mild steel in hydrochloric acid solution,” *Journal of Applied Electrochemistry*, vol. 40, no. 7, pp. 1293–1306, (2010).
- [32] F. Bentiss, M. Traisnel, and M. Lagrenée, “The substituted 1,3,4-oxadiazoles: a new class of corrosion inhibitors of mild steel in acidic media,” *Corrosion Science*, vol. 42, no. 1, pp. 127–146, (2000).
- [33] Raheem Aziz Hussein Al-Uqaily, [Corrosion behavior of Carbon steel in HCL media and Inhibition by 3-Hydroxy-2-Methylpyridine](#), *International Journal of Advance Scientific and Technical Research*, vol.3, issue 5, pp.181-190, 2015.
- [34] Raheem A.H. Al-Uqaily, Subhi A Al-Bayat, Sadik Hameed, [2-Amino-6-Chlorobenzothiazole as Effective Corrosion Inhibitor for Copper in acidic media](#), *Journal of International Pharmaceutical Research*, vol.46,4,342-345,2019.
- [35] Raheem A.H. Al-Uqaily, Subhi A. Al-Bayat, [Study A Corrosion Inhibitor Of 1-Isoquinolinyl](#)

- [Phenyl Ketone For Mild Steel In Acidic Medium As Hcl Acid](#), Journal of Physics: Conference Series,(2019).
- [36] Subhi A. Al-Bayaty, Raheem A.H. Al-Uqaily, Najwa J. Jubier, By using Coats-Redfern method, Utilizing of TGA and DSC analysis in testing of thermal stability of Epoxy and Epoxy/Silica NPs nano composites, Journal of Southwest Jiaotong University,vol.55,4,(2020).
- [37] Khaled, K., Abdelshafi, N., El-Maghraby, A., Aouniti, A., Al-Mobarak, N., and Hammouti, B. , Alanine as corrosion inhibitor for iron in acid medium: a molecular level study. *Int. J. Electrochem. Sci.* 7, 12706–12719. (2012).
- [38] Kosian, M., Smulders, M. M., and Zuilhof, H. , Structure and long-term stability of alkylphosphonic acid monolayers on SS316L stainless steel. *Langmuir* 32, 1047–1057. (2016).
- [39] Obot, I., Macdonald, D., and Gasem, Z. , Density functional theory (DFT) as a powerful tool for designing new organic corrosion inhibitors. Part 1: an overview. *Corros. Sci.* 99, 1–30. (2015).
- [40] Singh, A. K., and Quraishi, M. , Effect of cefazolin on the corrosion of mild steel in HCl solution. *Corros. Sci.* 52, 152–160. (2010).