

## Overview on Hepatitis B vaccination

Mona Ali Saber<sup>1</sup>, Hatem Abdul-Monsef Sarhan<sup>2</sup>, Yasser Mahrous Fouad<sup>3</sup>,  
Mahmoud MA Elsayed<sup>4</sup> and Alshymaa Ahmed Hassnine<sup>3</sup>

<sup>1</sup> Clinical Pharmacy Department, Faculty of Pharmacy, Minia University, Minia, Egypt

<sup>2</sup> Pharmaceutics Department, Faculty of Pharmacy, Minia University, Minia, Egypt

<sup>3</sup> Tropical medicine Department - Faculty of medicine, Minia University, Minia, Egypt

<sup>4</sup> Pharmaceutics and Clinical Pharmacy Department, Faculty of Pharmacy, Sohag University, Minia, Egypt

**Corresponding author:** Mona Ali Saber, E mail: [drmonaali2014@gmail.com](mailto:drmonaali2014@gmail.com), Mobile phone: 01021788274

### ABSTRACT

**Background:** Hepatitis B virus (HBV) infection is increasing globally, posing a serious public health problem. Hepatitis B virus (HBV) infection and mortality are among the leading causes of death worldwide. Concerns for public health are amplified by the fact that about a third of the world's population is afflicted with HBV. HBV infection may result in cirrhosis, hepatocellular cancer, or both (HCC).

**Immunization** is the most cost-effective strategy available worldwide for controlling and preventing hepatitis B in terms of benefit-cost ratio. **Objective:** This review article discusses the most critical components of the HBV vaccine and the most efficient strategies for increasing HBV vaccination.

**Keywords:** Antibodies, HBs-antigen, Hepatitis B vaccine, Hepatitis B virus, Immunization.

### Hepatitis B virus

HBV is a 3200 base pair DNA virus that predominantly infects human liver cells (Figure 1) <sup>(1)</sup>.

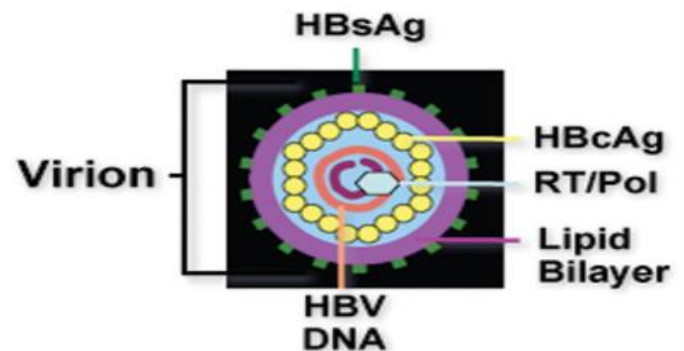

People who have been exposed to acute hepatitis B virus infection (HBsAg) have their immune response markers removed from circulation (anti-HBc and anti-HBs). Despite the fact that HBV's circular DNA is found in just about a tenth of one percent of hepatocytes, it frequently reactivates, causing illness flare-ups <sup>(2)</sup>.

Infection with the hepatitis B virus (HBV) and death from it are among the main causes of death globally <sup>(3)</sup>.

The fact that nearly a third of the world's population is infected with HBV adds to public health concerns. Chronic hepatitis, cirrhosis, and hepatocellular cancer may develop in some carriers <sup>(4)</sup>.

Every year, 780000 individuals die from HBV-related causes around the world. An infection's long-term repercussions are inversely related to its onset age <sup>(3)</sup>.

If an infection occurs during pregnancy, chronic illness and its effects are almost always to be expected <sup>(5)</sup>.



**Figure (1):** A schematic figure of the Dane element, the infectious H-B-V particle, is obtainable at the bottom with many structural things, including an electron micro graph of circulating forms of HBV particles in the blood <sup>(6)</sup>



This article is an open access article distributed under the terms and conditions of the Creative Commons Attribution (CC BY-SA) license (<http://creativecommons.org/licenses/by/4.0/>)

## HBV vaccine

### History of the HBV vaccine

In 1969, Blumberg and Millman created the first heat-treated HBV vaccine <sup>(7)</sup>. The use of HBsAg-positive blood from HBsAg-positive donors in the plasma-derived HBV vaccine was approved by the FDA in 1981. In 1986, the first genetically modified (or DNA recombinant) HBV vaccines were developed without the need of blood products; this vaccination proved extremely safe. Currently, yeast, *Hansenula polymorpha*, *Pichia pastoris*, or Chinese hamster ovary cells are used to make recombinant vaccines containing the HBsAg protein <sup>(8)</sup>.

It's possible that a comprehensive HBV control plan, including the use of an HBV vaccination, will be required <sup>(9)</sup>. Despite tremendous breakthroughs in antiviral medicine, the importance of vaccination in public health cannot be overstated. Immunization of everyone is the most cost-effective strategy to prevent HBV infection <sup>(7)</sup>.

Activated HBV vaccination, which eliminates HBV surface antigen (HBsAg) and effectively reduces HBV reproduction for an extended period of time, may enhance host protection. Apoptotic cells generating HBV antigens, viral vectors expressing HBV proteins, and human anti-HBV antibodies are all employed in the HBV vaccination approach <sup>(10)</sup>. Parenteral HBV immunoglobulin may be administered intravenously as a temporary remedy for those who are unable or unwilling to get routine HBV vaccines <sup>(11)</sup>.

The World Health Organization (WHO) recommended that all nations incorporate HBV vaccination into their national immunisation programmes and deliver it at one-month and six-month intervals beginning in early 1991. This suggestion was made in 1991 <sup>(12)</sup>. Government immunisation programmes in the majority of countries include

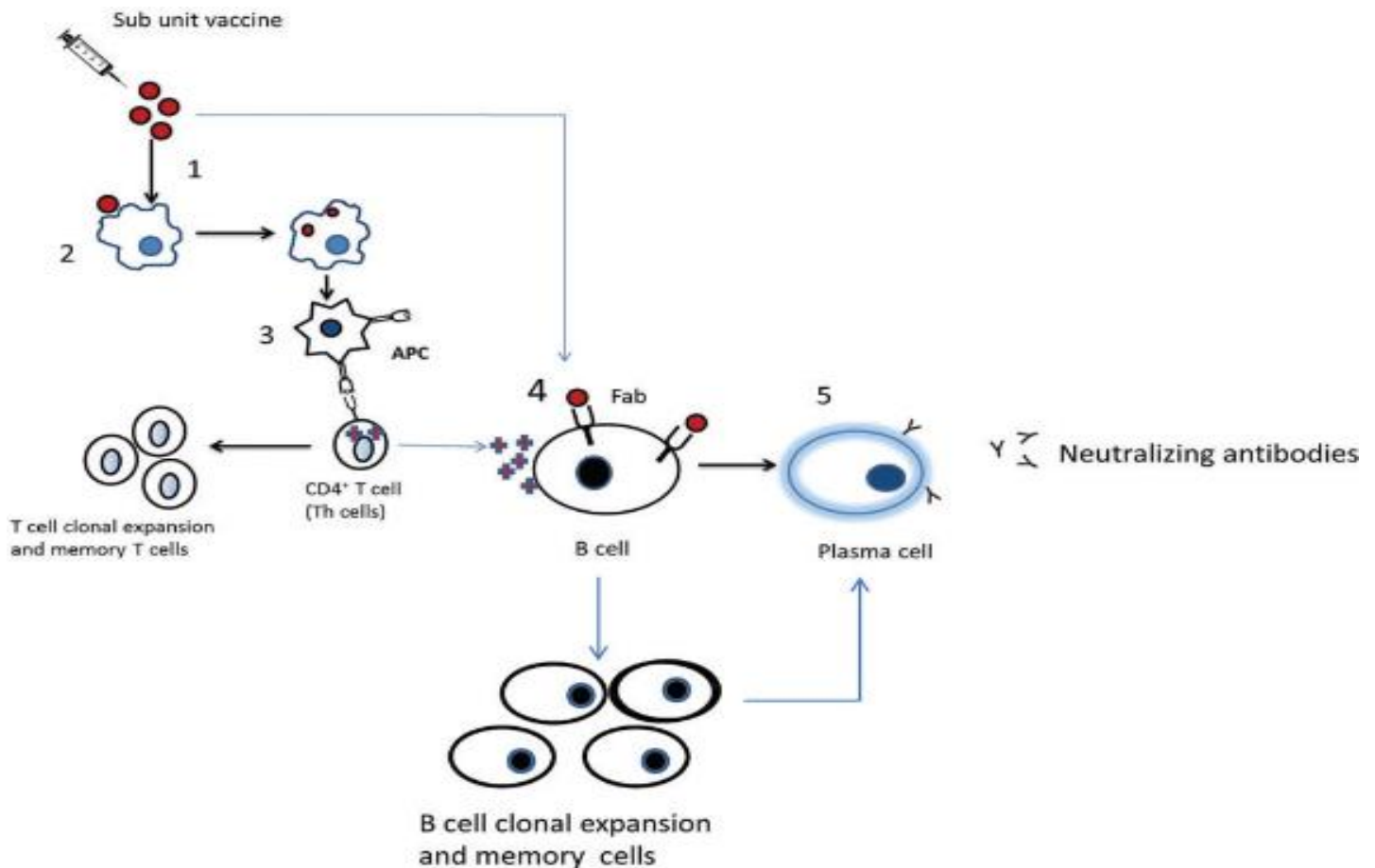
neonatal vaccination, a generally accepted technique of preventing HBV infection <sup>(13)</sup>. Adult immunisation as well as catch-up programmes are essential. HBV immunizations, both monovalent and combination, were effective in protecting against the virus <sup>(14)</sup>. To defend against the human hepatitis B virus, both single-antigen and combination vaccinations are available. Infants should get a single antigen immunisation at birth. 'Pediatrix' and 'Twinrix' are often not recommended from birth for babies aged 6 weeks to 6 years. 'Twinrix' is intended for youngsters aged 18 and over. This is predicated on Recommendations of the Advisory Committee on Immunization Practices <sup>(15)</sup>. Hepatitis B vaccination doses are available here, divided down by vaccine type and group (Table 1). This illustration demonstrates the HBV vaccination's mode of action (Figure 2).

The mechanism of action of HBV vaccine <sup>(7)</sup>:

1. Antigen-presenting cells take up and digest HBsAg vaccinations that are administered.
2. There are two types of cells in the immune system: those that produce antibodies and those that present them.
3. Antigen-presenting cells stimulate T lymphocyte proliferation by providing antigen to the lymphocytes.
4. The B cell receptor and secondary signalling from cytokines released by T-helper cells are two ways in which B cells might recognise an antigen. Here, B cells go through a process called somatic hypermutation, which makes them more suited to recognising antigens.
5. Pathogens may be neutralised by antibodies produced by plasma cells, which are formed from B cells. The development of memory cells and clonal growth are both necessary steps in their future defence preparedness.

**Table (1):** Hepatitis B vaccination dosage recommendations, broken down by group and vaccine type <sup>(7)</sup>

Population	Age (years)	Single-antigen vaccine				Combination vaccine			
		'Recombivax'		'Engerix'		'Pediatrix'		'Twinrix'	
		Dose (µg)	Volume (mL)	Dose (µg)	Volume (mL)	Dose (µg)	Volume (mL)	Dose (µg)	Volume (mL)
Normal individuals	Birth-10	5	0.5	10	0.5	10*	0.5	NA	NA
	11-15	10 <sup>s</sup>	1	NA	NA	NA	NA	NA	NA
	11-19	5	0.5	10	0.5	NA	NA	NA	NA
	≥20	10	1	20	1	NA	NA	20 <sup>l</sup>	1
Hemodialysis patients and other immune-compromised persons	<20	5	0.5	10	0.5	NA	NA	NA	NA
	≥20	40	1	40	2	NA	NA	NA	NA



**Figure (2):** HBV vaccine's method of action shown in a diagram <sup>(7)</sup>

### Types of HBV vaccine

The hepatitis B surface antigen (HBsAg) is included in the vaccine <sup>(7)</sup>. Inactive plasma from persons with a chronic HBV infection was used to make the first-generation hepatitis B vaccine, but it is no longer being produced in the United States. 1986 saw the introduction of recombinant DNA technology's second-generation hepatitis B vaccine. Recombinant DNA technology is used to process the HBsAg in yeast, and a variety of purification techniques are used to remove it from the cells <sup>(16)</sup>. One combination hepatitis B vaccine and two single-antigen vaccines now exist.

In Whitehouse Stations, New Jersey, Merck & Co. produces the Recombivax HB® single-antigen vaccine. Recombivax HB® includes 10 micrograms of HBVs-Ag in a single microliter dose.

GlaxoSmithKline Biologicals' Engerix-B® is the second single-antigen vaccine made by Rixensart in Belgium. Engerix-B® includes 20 mcg of HBs-Ag in a single microliter (ML) of product. The efficiency of the two single-antigen hepatitis B vaccines was indistinguishable. GSK Biologicals also produces and markets the Twinrix® vaccine, a combination vaccine that protects against the A and B strains of hepatitis <sup>(17)</sup>. Hepatitis A and B vaccines are administered to patients at high risk. Since 1995, the United States has employed Twinrix® components as single-antigen hepatitis A and B vaccines. Hepatitis B vaccines do not contain thimerosal and only contain trace quantities of

mercury <sup>(18)</sup>. Three vaccines are safe, effective, and do not infect recipients with HBV. Both vaccines are often given to those who want to protect themselves against HBV infection, despite the fact that the formulas of the two vaccine manufacturers differ <sup>(16)</sup>.

### Safety and adverse effects of HBV vaccines

Hepatitis B vaccination is usually regarded safe. Individuals who are allergic to yeast or any other component of the vaccine should avoid receiving the HBV vaccination. Allergies, abnormal liver enzymes, erythema multiforme, multiple sclerosis, Guillain-Barré syndrome, neuritis, thrombocytopenia, and optic neuritis have also been reported. After HBV immunisation, only a few cases of arthritic, neurological, gastrointestinal, or immunological problems have been reported <sup>(7)</sup>. According to the study, there were no significant side effects associated with HBV vaccinations in the United States <sup>(16)</sup>. According to the Centers for Disease Control and Prevention (CDC) and the Global Advisory Committee on Vaccine Safety (GACVS), chronic illnesses like as multiple sclerosis, rheumatoid arthritis, chronic fatigue syndrome, and autoimmune disorders are not associated with HBV immunisation <sup>(19)</sup>.

Vaccines against hepatitis B are available for individuals of all ages <sup>(20)</sup>. Between 1982 and 2004, almost 70 million Americans received the hepatitis B vaccination and had injection site pain (3–29% of recipients) and a temperature higher than 99.5°F (1% to

6%). There was no difference in symptom severity between those given a placebo and those given the active drug. Though research has shown a relationship between vaccination and allergy responses in those sensitive to yeast, the Institute of Medicine validated the connection in 2011 <sup>(7)</sup>.

### Strategies for improvement of the HBV vaccine

Current HBsAg vaccines are ineffective in persons with chronic hepatitis B due to elevated viral antigen levels in the blood. A growing body of evidence is gathering <sup>(7)</sup>. As a consequence, pre-S1 and pre-S2 polypeptides are employed in vaccination. The HBV surface antigen gene is divided into three segments: S, pre-S1, and pre-S2 <sup>(16)</sup>. Supplementation with HBsAg in the pre-S1 and pre-S2 stages is a critical approach for improvement <sup>(21)</sup>. Because these polypeptides are produced only by mature viruses, chronic hepatitis B patients have very low amounts. Additionally, antibodies generated by the pre-S1 and pre-S2 sections may impede viral entry into host hepatocytes. To enhance the immune response to HBV, pre-S1 and S2 regions may be used <sup>(22)</sup>. Additionally, innovative adjuvants, such as DNA sequences that activate the immune system, may be employed to increase the efficiency of vaccinations. Combining the hepatitis A and B vaccinations may result in an increase in their immunogenicity <sup>(23)</sup>. Immunostimulatory sequences, such as unmethylated CpG motifs and oligodeoxynucleotide sequences, may also be found in pathogen-associated molecular patterns (PAMPs). The immune system's innate and adaptive responses are triggered at this moment. These immunostimulatory sequences might be used as vaccine adjuvants to elicit a strong immune response against HBV <sup>(8)</sup>.

### Declarations:

**Consent for Publication:** I confirm that all authors accept the manuscript for submission

**Availability of data and material:** Available

**Competing interests:** none

**Funding:** No fund

**Conflicts of Interest:** The authors declare no conflicts of interest regarding the publication of this paper.

### REFERENCES

1. Soriano V, Barreiro P, Cachay E *et al.* (2020): Advances in hepatitis B therapeutics. <https://pubmed.ncbi.nlm.nih.gov/33117536/>
2. Tang L, Covert E, Wilson E *et al.* (2018): A Review. *JAMA.*, 319(17):1802-1813.
3. Jefferies M, Rauff B, Rashid H *et al.* (2018): Update on global epidemiology of viral hepatitis and preventive strategies. *World J Clin Cases*,6(13):589-599.
4. Franco E, Bagnato B, Marino M *et al.* (2012): epidemiology and prevention in developing countries. *World J Hepatol.*,4(3):74-80.
5. WHO (2020): Prevention of mother-to-child transmission of hepatitis B virus: guidelines on antiviral prophylaxis in pregnancy: web annex A: systematic review of the efficacy and safety of antiviral therapy during pregnancy. <https://apps.who.int/iris/bitstream/handle/10665/333391/978924000...>
6. Venkatakrishnan B, Zlotnick A (2016): The Structural Biology of Hepatitis B Virus: Form and Function. *Annual review of virology*, 3(1): 429–451.
7. Das S, Ramakrishnan K, Behera S *et al.* (2019): Hepatitis B vaccine and immunoglobulin: Key concepts. [publine.xiahepublishing.com/journals/10.14218/JCTH.2018.00037.pdf](https://publine.xiahepublishing.com/journals/10.14218/JCTH.2018.00037.pdf)
8. Leroux-Roels G (2015): Hepatitis B Vaccine and Immunoglobulin: Key Concepts. *Journal of clinical and translational hepatology*, 7(2): 165–171.
9. Luo Z, Li L, Ruan B (2012): Impact of the implementation of a vaccination strategy on hepatitis B virus infections in China over a 20-year period. *International journal of infectious diseases. The International Society for Infectious Diseases*, 16(2): e82–e88.
10. Lok A, Zoulim F, Dusheiko G *et al.* (2017): Hepatitis B cure: From discovery to regulatory approval. *Hepatology (Baltimore, Md.)*, 66(4): 1296–1313.
11. Habib S, Shaikh O (2007): Hepatitis B immune globulin. <https://arizona.pure.elsevier.com/en/publications/hepatitis-b-immune-globulin>
12. WHO (2017): Global hepatitis report 2017. <https://www.who.int/publications-detail-redirect/global-hepatitis-report->
13. WHO (2010): Hepatitis B vaccines. <https://pubmed.ncbi.nlm.nih.gov/19896455>
14. Lee L, Chan S, Ong C *et al.* (2019): Comparing monovalent and combination hepatitis B vaccine outcomes in children delivered by mothers with chronic hepatitis B. *Journal of paediatrics and child health*, 55(3): 327–332.
15. Schillie S, Vellozzi C, Reingold A *et al.* (2018): Prevention of Hepatitis B Virus Infection in the United States: Recommendations of the Advisory Committee on Immunization Practices. *MMWR. Recommendations and reports : Morbidity and mortality weekly report. Recommendations and reports*, 67(1): 1–31.
16. Stasi C, Silvestri C, Voller F *et al.* (2020): Hepatitis B vaccination and immunotherapies: an update. *Clinical and experimental vaccine research*, 9(1): 1–7.
17. Hofstraat S, Falla A, Duffell E *et al.* (2017): Current prevalence of chronic hepatitis B and C virus infection in the general population, blood donors and pregnant women in the EU/EEA: a systematic review. *Epidemiology and infection*, 145(14):2873–2885.
18. WHO (2019): WHO urges countries to invest in eliminating hepatitis. <https://www.who.int/news/item/26-07-2019-who-urges-countries-to-invest>.
19. Lai M, Hsu C, Lin C *et al.* (2018): Multiple doses of hepatitis B recombinant vaccine for chronic hepatitis B patients with low surface antigen levels: a pilot study. *Hepatology international*, 12(5): 456–464.
20. O' Leary S, Maldonado Y, Kimberlin D (2020): Update from the Advisory Committee on Immunization Practices. *Journal of the Pediatric Infectious Diseases Society*, 9(1): 3–5.
21. Yum J, Ahn B, Jo H *et al.* (2012): Use of pre-S protein-containing hepatitis B virus surface antigens and a powerful adjuvant to develop an immune therapy for chronic hepatitis B virus infection. *Clinical and vaccine immunology*, 19(2): 120–127.
22. Shouval D, Roggendorf H, Roggendorf M *et al.* (2015): Enhanced immune response to hepatitis B vaccination through immunization with a Pre-S1/Pre-S2/S vaccine. *Medical microbiology and immunology*, 204(1): 57–68.
23. Diepolder H (2008): Can specific heterologous immunity boost hepatitis B vaccine responses?. *The Journal of infectious diseases*, 198(3): 297–298.