

DETERMINATION OF NITROGEN CONTENT IN WORKER BEE BODY PRODUCED BY DIFFERENT RACES AND THEIR HYBRIDS DURING DIFFERENT SEASONS.

Mohamed, A.D. and I.A.A. Shehata

Department of Plant Protection, Fac. of Agric., Al-Azhar Univ., Nasr City, Cairo, Egypt.

ABSTRACT

The present study was carried out during 2007, 2008 in the apiary of faculty of Agriculture, Al-Azhar University at Naser City. This study compared the nitrogen content of worker bee body produced by different races and their hybrids. From data obtained during spring and summer, it was found no significant difference among nitrogen level of worker bee body resulted from different races and their hybrids during spring and summer, while it was significant difference in late summer. The nitrogen content of worker bee body produced by different races and their hybrids were 11.85% and 10.09% for Italian and Carniolan race, while it was 11.10% and 9.74% for both Italian F₁ and Carniolan F₁ respectively. From above data it is clear that the biological and economic value of the locally of Italian race in both summer and late summer season is more obvious and statistically significant. Therefore they may be recommended for use in the commercial apiaries. It is also true that the biochemical variation can be useful in separating at least some population within *Apis mellifera*, L.

INTRODUCTION

Proteins are required by colonies of honey bees (*Apis mellifera*) for normal growth of individual bees, body nitrogen, hypopharyngeal gland and fat body development. The protein requirements of honey bees are normally satisfied by the consumption of pollen, but not all pollens have the same biological influence (Maurizio 1950). Ivanov and Spasov (1990) stated that the total nitrogen, lipids and dry matter and also invertase, amylase, glucose and catalase, activity were determined invertase, amylase and glucose oxidase activities were highest in summer and autumn but catalase activity was highest in winter. Nitrogen and lipid contents were highest in summer. Body weight and head weight highest in summer while decreased in winter.

Martin (1967) concluded that some variation in the protein patterns were observed dependent on the age of bees and also on the season of the year. Nation and Robinson (1968) concluded that addition of a small amount of pollen ash to an artificial diet for adult honey bees improved their ability to rear brood.

Imdorf, A. *et al.* (1988) concluded that bee colonies were prevented from collecting pollen, and the effect on brood rearing and on the N,P,K, Ca, Na and Mg contents of pupa was studied. Under these conditions brood rearing was reduced and fully stopped, which led to increase in population size, whereas control colonies with access to pollen developed normally. Only significant differences were found in chemical analysis in pupa and worker bees of colonies with and without access to pollen, it is concluded that

the major feature of honey bee response to pollen storage is a termination of brood rearing and that those pupa still reared contain similar quantities of nitrogen and minents as pupa reard during good foraging conditions. Hydak (1937), studied the changes in weight and nitrogen content of adult worker bees under different feeding and seasons conditions. Atallah *et al.* (1978) found that the nitrogen content of bees determined at weekly intervals as a measure of effectiveness of pollen substitutes. He added that bees fed fresh pollen had higher means of nitrogen levels that bees feed the other diets Poltev and Karbaskova (1969) mentioned total nitrogen content was highest in bees feed Manchurian-nut pollen as a source of protein.

This study aimed to determine nitrogen content of worker bee body produced by different races and their hybrids during different periods.

MATERIALS AND METHODS

After obtain on the virgin carnilan and Italian pure queen races, the newly emerged virgin queens were introduced to mating boxes, each one placed under spherical cages on unripe honey comb. This work carried our through three different periods spring, summer and late summer.

The bees emerged from each genotype were incubated in incubation colonies. After 24 hour, so emerged bee were put in the previous cages (three cages) for each genotype. The caged bees were incubated at 30°C and 60% humidity according to Kirk (1950).

Samples of different bees each were collected from each cage every three days for chemical analysis to determine nitrogen content of worker bee body produced by different races and their hybrids during different periods. This work aimed to determine nitrogen content of different races and their hybrids produced in different periods.

Total nitrogen determination

Total nitrogen was determined by modification of Mciro-Kjeldahl method of (A.O.A.C, 1965). Each 30 ml Kjeldahl flask, containing two weighted dry workers as a sample was digested for two hours and distillation was made as soon as the digested solution was cooled. Approximately 15 ml of the distillate were collected in a flask containing 5 ml of a 5% boric acid solution and methyl red-methylene blue indicator. The distillate was titrated with 0.02N HCl until end point or first appearance of violet. This procedure was applied to the three previously mentioned types of workers. The nitrogen content is calculated as follows

$$\text{Nitrogen content (\%)} = \frac{(T - B) \times N \times 14 \times 100}{1000 \times S}$$

Where ,

T = sample titration ml standard acid.

B = Blank titration ml standard acid.

N = Normality of standard acid (= 0.005).

S = Sample dry weight.

RESULTS AND DISCUSSION

Nitrogen content of worker bee body produced by different races and their hybrids during different periods:

- Spring season:

The nitrogen and protein content at emergence depends on the availability of food outside live during the nursing season, the difference between bees raised during good condition amount to more than 13% (Kunert *et al.*, 1987).

Data listed in table (1) and illustrated in Fig. (1) showed that mean nitrogen content of worker bee body produced by different races and hybrids during spring for Italian and Carniolan race were 12.59% and 10.62% respectively. While it was found for Italian F₁ and Carniolan F₁ 12.41% and 11.06% respectively during spring season. The statistical analysis showed that there were non significant difference among the nitrogen level of worker bee body resulted from different races and their hybrids during spring season.

Table (1): Mean of nitrogen amount in body of honey bee workers produced by different races and their hybrids during spring season (%).

Sort of bees	Amount of nitrogen (%)			Total	Mean
	R ₁	R ₂	R ₃		
Italian race	12.50	12.75	12.52	37.77	12.59
Carniolan race	10.43	10.29	11.13	31.85	10.62
Italian F ₁	12.56	12.23	12.43	37.22	12.41
Carniolan F ₁	10.85	11.23	11.08	33.16	11.06

** Significant

L.S.D. at 1% = 1.006

L.S.D. at 5% = 0.691

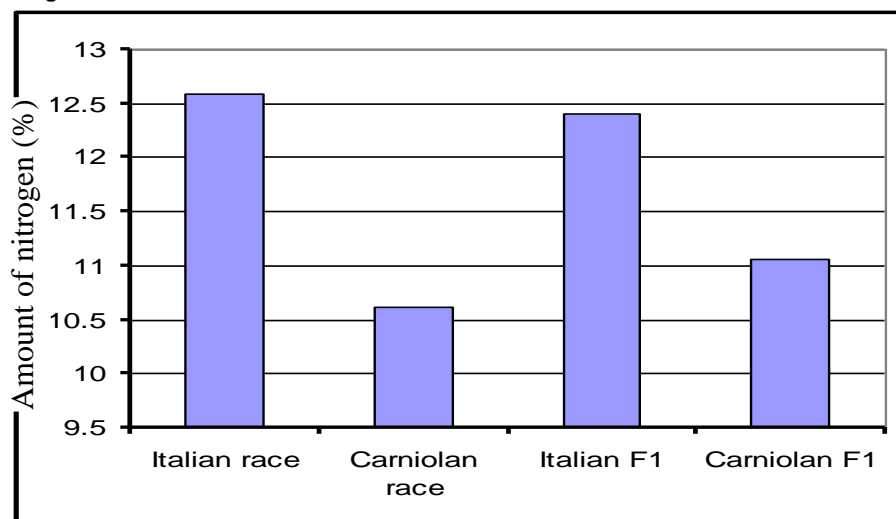


Fig. (1): Mean of nitrogen amount in body of honey bee workers produced by different races and their hybrids during spring season (%).

Summer season :

The results given in Table (2) and illustrated in Fig. (2) showed that mean content of worker bee body produced by different races and their hybrids for Italian and carniolan race were 12.32% and 10.34% respectively.

While it was found for Italian F₁ and carniolan F₁ 12.33% and 11.91% respectively.

The statistical analysis showed that there were non significant difference among the nitrogen level of worker bee body resulted from different races and their hybrids during.

Table (2): Mean of nitrogen amount in body of honey bee workers produced by different races and their hybrids during summer season.

Sort of bees	Amount of nitrogen (%)			Total	Mean
	R ₁	R ₂	R ₃		
Italian race	12.23	12.42	12.33	36.98	12.32
Carniolan race	10.02	10.12	10.89	31.03	10.34
Italian F ₁	12.39	12.52	12.08	36.99	12.33
Carniolan F ₁	11.79	12.44	14.52	35.72	11.91

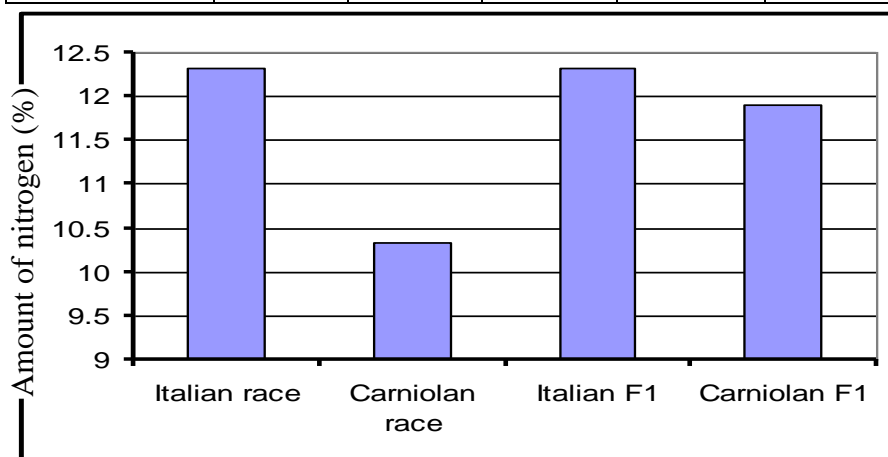


Fig. (2): Mean of nitrogen amount in body of honey bee workers produced by different races and their hybrids during summer season.

Late summer period:

The data recorded in Table (3) illustrated in Fig. (3) indicated that mean nitrogen content of worker bee body produced by different races and their birds during late summer for Italian and carniolan race were 11.85% and 10.09% respectively. While it was found for Italian F₁ and carniolan F₁ 11.10% and 9.74% respectively during late summer period. From data obtained, it could be said that, protein and nitrogen metabolism may play an important role in reproductive development. It was found too that the biological and economic value of the locally of Italian race in both spring and

summer seasons in more obvious and statistically significant. Therefore they may recommended in the commercial apiaries. It is also true that the biochemical variation can be useful separating at least, some population within *Apis millefera*. In my opinion protein requirements of colonies vary depending on the time of year and condition of the colony. Although, nitrogen content of the bee body affected greatly with feeding on different diets content of different protein. On the other hand, pollen was the best food for bees which produced significant value of nitrogen content of the head which affected greatly the hypopharyngea gland and hence royal jelly production Hydak (1934) showed that the nitrogen content increased by 93% in the head, 76% in the abdomen and 37% in the thorax of feed on pollen. Hydak (1935) reported that the weight of emerged bees and their nitrogen content are directly influenced by pollen consumption of the nurse bees.

Table (3): Mean of nitrogen amount in body of honey bee workers produced by different races and their hybrids during last summer period.

Sort of bees	Amount of nitrogen (%)			Total	Mean
	R ₁	R ₂	R ₃		
Italian race	11.66	11.82	12.09	35.52	11.85
Carniolan race	10.92	9.82	9.54	30.28	10.09
Italian F ₁	11.50	11.80	10.00	33.30	11.10
Carniolan F ₁	10.67	9.15	9.41	29.23	9.74

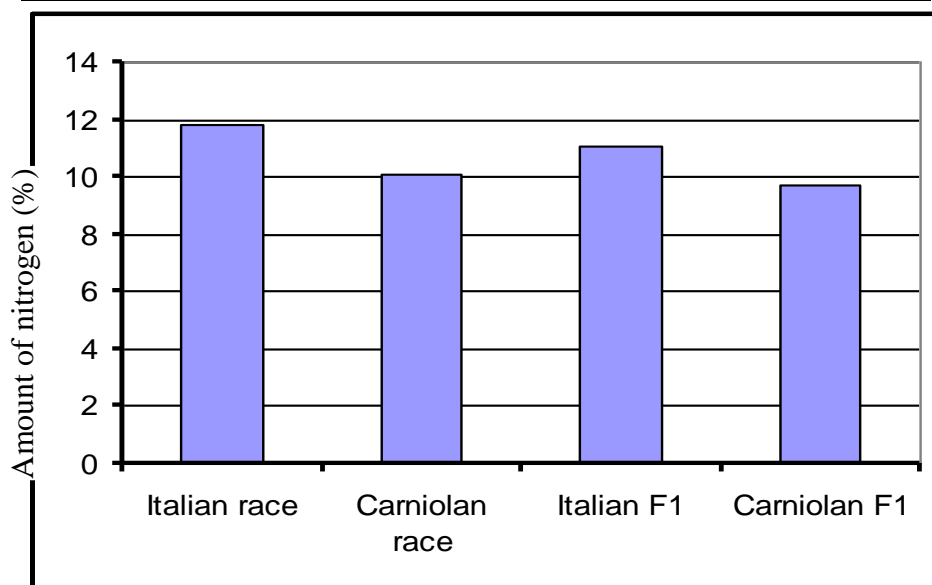


Fig. (3): Mean of nitrogen amount in body of honey bee workers produced by different races and their hybrids during last summer period.

Schatton and Engels (1990) found that when the total protein content decreased the number of deformed bees increased and body weight were decreased Ivanov and Spasov (1990) they found that body weight and head weight were highest in summer and decreased in winter. Nitrogen and lipid contents were highest in summer. El-Shakao and Shahin (1987) they found that the nitrogen and mineral content during the early life bee were high and declined with age. Salem (2002) found that the percentage of nitrogen content in the body ash of newly emerged queens increased through different months April was the highest month (6.95%) in this respect. The nitrogen content varied with different queen rearing method.

The nitrogen content in adult honey bee worker is the result of interaction between environmental factors such as diet and genetic factors.

REFERENCES

- A.O.A.C. (1965). Official methods of analysis of the association of official agricultural chemists 10th ed. Published by the Association of official Agricultural Chemist, P.O. Box 40, Benjamin, Franklin station. Washington, D.G., 20044.
- Atallah, M.A, I.B. Sheta and A.A. Abdel-Naby (1978). Nutritive value of some pollen substitutes for the honey bees. Bull. Soc. Entomol. d'Egypt, 62:185-190.
Chem. Abst., 71 : 19965
- El-Shakao M.S.A. and Shahein A., (1987). Changes with age in amino acids and some mineral constituents of worker honey bee. Zeit Schrift – fur Angewandte Zoologie, 74:3, 321-327.
- Hydak, M.H., (1934). Changes in total nitrogen content during the life of the work honeybee. J. Agric. Res. 49: 24-28.
- Hydak-M.H. (1935). Brood rearing of honey bees confined to a pure carbohydrate diet. J. Economic Entomol. 28 (4): 657-660.
- Hydak, M.H., (1937). Changes in weight and nitrogen content of adult bees under a protein free diet. J. Agric. Res. 54:791-796.
- Imdorf, A.; Kilchenmann, V. and Maquelin, C., (1988). What is the effect of spring feeding on the development of colonies. Libefeld, d, Apiculture 85 (3): 67-76, Apicult. Abst. 39(4) 1988.
- Ivavov, T. and Spasov, K (1990) A study of some physiological productivity and winter resistance of honey bees. Zhivotonovundi Nauki, 26 (7): 67-73. Cef. Yakoub, 2002.
- Kirk, L. (1950). Kjaeldahl method for total nitrogen. Analyt. Chem., 22: 354-358.
- Kunert, K., Crailsheim, K.; Eder, J. and Rembold, H., (1987). Sugar and protein in the food for honey bee worker larvae. Chemistry and biology of social-insects 164-165.
- Martin, P (1967). Die Eiweissfraktion der Bienen hemolyph in abangig keit von lebensalter und Nosema in fektion. Zeitsch. F. Bienen forsch. 0:91-92.

- Mauriziio, A. (1950). The influence of pollen feeding and brood rearing on the length of life and physiological condition of the honey bee-Bee-wld, 31:9-12.
- Nation J. L. and Robinson F.A., (1968). Brood rearing by caged honey bees in response to inositol and certain pollen fraction in their diet. Ann. Entomol Soc. Am., 61(2): 514-517.
- Poltev, V.I. and V.B. Karbaskova (1969). Protein deficiency in *Apis mellifera* and the effect of some protein foods on its prevention Nouk (4): 34-36.
- Salem. M. H.A., (2002). Assessment of the queen rearing methods in a non isolated areas. Ph.D. thesis Fac. of Agric. Alex. Univ.
- Schatton. O.K, and Enepls. W., (1990). Blood proteins and body weight of newly emerged worker honey bee with different levels of parasitization of brood mites.

تقدير نسبة النيتروجين في بعض سلالات وهجن نحل العسل خلال المواسم المختلفة
عادل دياب محمد و إبراهيم عبد الرازق شحاته
قسم وقاية النبات - كلية الزراعة - جامعة الأزهر- القاهرة

أجريت هذه الدراسة خلال عام ٢٠٠٨ بكلية الزراعة - جامعة الأزهر - القاهرة - وذلك لمقارنة نسب النيتروجين المختلفة الموجودة في أجسام شغالات نحل العسل الناتجة من بعض السلالات وهجنها المختلفة - ولقد أتضح من نتائج هذه الدراسة أنه لا توجد فروق جوهرية لمستوى النيتروجين الموجود في أجسام الشغالات خلال موسم الربيع والصيف ولكن أتضح أنه توجد فروق معنوية لمستوى النيتروجين خلال موسم الصيف المتأخر وأظهرت النتائج تفوق السلالة الإيطالي على الكرنيولي في مستوى النيتروجين حيث كانت للإيطالي ١١,٨٥% بينما كانت هذه النسبة ١٠,٠٩ الكرنيولي.