

IN VITRO PROPAGATION OF SOME FRUIT SPECIES:

A- IN VITRO PROPAGATION OF MULBERRY (*Morus alba*, L.) TREES.

Khamis, M. A.¹; Wafaa, T. Saeed² and A. H. Gad El-Hak²

1- Hort. Dept. Faculty, of Agric. Benha , Univ.

2- Olive and semi-arid zone fruits Dep. Hort. Res. Institute, Agric. Res. Center. Cairo, Egypt.

ABSTRACT

A factorial experiment was carried out in tissue culture laboratory, Horticulture Research Institute, Agriculture Research center during the two successive 2002 and 2003 seasons to find out an ideal method of propagation through tissue culture technique. In this concern, shoot tips and nodal segments of 0.8 – 1.0 cm in length were prepared from mature Mulberry trees. After sterilization, the explants were initiated on B₅, MS and WPM media at the strength of full; half and quarter. The three media were supplemented with 0.1 mg/L IBA; 1.0 mg/L BA. After four weeks, MS medium gave the best survival percentage and growth parameters, full strength media proved to be the more suitable for the three measurements (survival %, shoot length and number of leaflets). Shoot tips surpassed nodal explants during two seasons of study. On the other hand, nodal cuttings which cultured in quarter WPM medium had the lowest value in this concern. The newly formed shoots were transferred to the same media supplemented with either BAP; Kinetin or 2ip at the concentration of 2, 4 or 6 mg/L through proliferation stage. Full strength MS medium supplemented with 2 mg/L BAP was the superior and had the greatest number of shoots. While the reverse was true with kinetin at 6 mg/L to full strength of B₅, MS and WPM media. Micro-shoots were rooted in the same half strength media with or without activated charcoal and supplemented with either IBA at the concentrations of 2, 4, 6 mg/L or NAA at the concentration of 1, 2, 3 mg/L or combination of both at 4 mg/L IBA and 2 mg/L NAA. The plantlet grown on MS medium with activated charcoal supplemented with 6 mg/L IBA gave the highest value of rooting % and number of roots. Meanwhile, adding 4 mg/L IBA to half strength MS medium with activated charcoal proved to be the most effective in increasing the root length. On the other hand, the least value of rooting % were coupled to the charcoal omitted WPM supplemented with 1 mg/L NAA. While, the least number of roots/plantlet was found by charcoal omitted half strength WPM provided with IBA at 2 mg/L. In addition, the half strength MS rooting medium supplemented with IBA 2 mg/L without activated charcoal showed the shortest rootlet. The plantlet produced from the best treatment of each media during the rooting stage were transplanted in (300 ml) plastic pots containing autoclaved vermiculite, peatmoss and sand mixture by volume (1:1:1) as transplanting medium. The plantlets produced from MS medium with activated charcoal supplemented with 6 mg/L IBA recorded the highest survival %, shoot length and number of leaves during two seasons of study. While plantlets cultured in half strength WPM with activated charcoal supplemented with 6 mg/L IBA had the lowest value in this respect the least value of rooting % were coupled to the charcoal omitted WPM supplemented with 1 mg/L NAA. While the least number of roots /plantlet was found by half strength WPM supplemented with IBA at 2 mg/L. In addition, the half strength MS rooting medium supplemented with IBA 2 mg/L without activated charcoal showed the shortest rootlets.

INTRODUCTION

Mulberry (*Morus alba*, L.) is one of the important economic species belonging to the family *Moraceae*. Mulberry is a fast growing deciduous tree grows successfully in sub – tropical, tropical and temperate climates. It is growing digenously in the north and west Asia, Thailand, Malayo, Burma, Bangladesh, India, Pakistan, Turkey, north Iran and Armenia.

No one can deny the economic importance of mulberry; its fruit is eaten, besides the importance in wood industry as well as sericulture industry; the leaves being used to feed silkworms. Sericulture industry is starting to progress in our country and hence, it deserved our interest and study.

Mulberry cultivation is the agricultural part of sericulture industry which constitutes not only the rearing of silkworm but also silk reeling. Cultivation of mulberry plays a significant role in determining the production cost of cocoons and silk as it is estimated that 60 % of the cultivation total cost of cocoons goes to mulberry.

One of the most promising advanced tissue culture technologies is the *in vitro* cloning or asexual propagation of plants. Therefore, an efficient procedure micropropagation of the selected cultivars in a short period of time is required (Sharma and Thorpe, 1990). We propose for this study to provide mulberry transplants to grow on a large scale, especially those are used for sericulture industry as *Morus alba* (mulberry) cultivars.

MATERIALS AND METHODS

The present study was conducted in the Tissue Culture Laboratory, Horticulture Research Institute, Agriculture Res. Center during two seasons of 2002 and 2003. Generally, the following experiments were carried out:

I. Establishment stage:

In this stage, it was aimed to determine the suitable explant type (shoot tip & nodal cutting); kind of media (MS Murashige and Skoog, (1962); B5 Gamborg, et al., (1968) and WPM Lloyd and McCown (1980)) and media strength (full; half and quarter) by which more success could be achieved through the direct regeneration.

New mulberry growing shoots were taken at the beginning of the growing season (early March), washed with running water, and cut into either shoot tips or nodal cutting with about 10 mm length for each. Then explants were washed with tap water for one) at 20 % with two drops of tween-20 for 20 minutes, then in mercuric chloride at hour and soaked in a commercial bleach "Clorox" (5.25 % sodium hypochlorite the concentration of 0.1 % for 10 minutes, and then rinsed three times in sterilized distilled water for ten minutes to remove any residues of Clorox or mercuric chloride.

The sterilized explants were cultured on the three used nutrient media (MS, B₅ or WP) each supplemented with 3 % sucrose; 0.1 mg/L IBA; 1.0 mg/L BA; (6- benzyl adenine) and purified agar (Bacto-Difco agar) at 0.7 %. The pH of the media was adjusted to (5.6 to 5.8). Then, the media dispended

into 100 ml glass jar each contained 25 ml medium then wrapped with plastic screw cap and sterilized. The media were autoclaved at (15 lb/in²) and 121°C for 20 minutes. All cultures were incubated under conditions of 25°C ± 2 and 16 hours (fluorescent light at 30 µM/ hz /sc) and 8 hours darkness. After 4 weeks, data on survival % of cultured explants; browning; shoot length and No. of leaflets per shoot in response to investigated treatments were recorded.

2- Proliferation "shoot multiplication" stage:

Plant materials needed for this stage were provided from those proliferated shoots newly emerged throughout the previous stage i.e. establishment " 1st stage " Hence, regenerated shoots of both shoot tip and nodal cutting were collected and cultured preliminary on the solid (MS), (B₅) and (WP) media supplemented with several growth regulators i.e., combinations of the cytokinin with auxin, (0.1mg/L) IBA, (30 g/L) sucrose and one of 3 cytokinins i.e., kinetin; BA (6- benzyl adenine) or 2ip (isopentel adenine) at concentration of (2,4,6 mg/L) for each . Each medium (MS, B₅ and WP) was supplemented with (100 mg/L) myo-inositol, 3 % sucrose, pH was adjusted at 0.7 %. Media were autoclaved at (1.5 kg / cm²) and 121°C for 20 min, then left to cool 24 hrs, before using all cultures were incubated under culture condition.

A factorial experiment using the complete randomized design with three replications was conducted for arranging the 27 investigated treatments i.e, various combinations between 3 media types x3 cytokinin kinds x 3 concentrations of growth regulators (6, 4 and 2mg) treatments. Every replicate was represented by five jars, each contained (40 ml) medium and 2 cultured explants. The number of proliferated shootlets per each original one through three subcultures treatment were recorded.

3- Rooting stage:

Proliferated shoots were taken and separated from each other under aseptic conditions and sub-cultured on half-strength (MS), (B₅) and (WP) media supplemented with (30 g/L) sucrose and (7 g/L) purified Bacto - Difco agar with activated charcoal (1 g/L) or without, media were also varied pertaining the investigated auxin treatments (Kind & level) i.e., IBA at 2, 4 , 6 mg/L; NAA at the 1, 2, 3 mg/L or combination of both 4 mg/L IBA and 2 mg/L NAA. pH was adjusted at (5.6-5.8) and the media were autoclaved and cultures were incubated under culture condition. Elongated shoots were transferred (cultured) in jars containing (40 ml) of the abovementioned rooting media, then incubated for one week in the dark followed by 3 weeks in light.

After four weeks from incubation; rooting %; number of rootlets/ plantlet and average length (cm.) of each were recorded.

4-Acclimatization stage:

Produced Mulberry plantlets were washed with tap water (Ebida, 1991 and Fassuliotis and Nelson, 1992) then dipped in Rhizolix solution (1.0 g/L) as a fungicide for (10 min) just before transplanting in (300ml) plastic pots

containing autoclaved transplanting medium (vermiculite: peat moss: sand) at (1:1:1) and maintained in green house for four weeks.

Pots were arranged then covered with polyethylene bags to maintain high relative humidity percentage around the plants in green house (Fassuliotis and Nelson, 1992). After two weeks, the polyethylene bags were partially removed to allow air circulation (Ali *et al.*, 1990), and later removed after other two weeks from those plantlets (Smith, 1981). Plantlets were irrigated with half strength (MS, B₅ and WP) maintenance medium (free hormone medium) during the period of hardening (Ebida, 1991). The irrigation was applied depending on the requirement of plantlets. Pests and disease control program was controlled as recommendations.

Data were recorded after one month of transplanting as follow:

- 1- Survival percentage.
- 2- Plant length (cm).
- 3- Number of leaves / plant.

Statistical analysis:

Data obtained were statistically analysed according to (Snedecor and Cochran, 1980) and significant differences among means were determined by using Duncan's multiple range test at 5% level of probability (Duncan, 1955).

RESULTS AND DISCUSSION

1-Establishment stage:

1- Browning percentage:

With regard to the data of specific effect of the different factors involved in this study i.e., explant type, media strength and media type on browning percentage, are presented in Table (1). It could be noticed that each factor affected significantly browning %. Herein, the quarter strength media exhibited the highest value of browning, followed in a decreasing order by half strength media then full strength media which showed the least value during the two seasons of the study.

With respect to the specific effect of media type on browning percentage. Results in table (1); Gamborg (B₅) medium showed a significant increase browning percentage followed in a decreasing order by woody plant (WP) medium and MS medium which showed the least value during both seasons. As for the specific effect of explant type, Table (1) showed that browning % was significantly lower with nodal cuttings below shoot tips.

Concerning the interaction effect, data revealed that, browning percentage was significantly responded to interaction effect of various combinations. Whereas, the least value of browning was observed with nodal cutting which cultured on full strength media (MS) medium. The reverse was true with culturing both explant types on the quarter strength B₅ medium. In addition, other combinations were in between the aforementioned two extremes (Table 1).

Table (1): Specific effect of explant type, media strength, media strength, media type and interaction effect of their combinations on survival % and browning % of mulberry *Morus alba* during establishment stage (2002 & 2003 seasons).

Explant type	Media type	Media strength			Browning (%)			Survival (%)			Mean*	
		Media strength			Browning (%)			Survival (%)				
		Full	Half	Quarter	Full	Half	Quarter	Full	Half	Quarter		
		2002										
Shoot tip	B5	8.50fg	10.20 cd	11.10a	70.67b	61.67de	58.67g	9.53A	75.33a	68.67c	62.33d	64.74A
	MS	8.00h	9.50e	10.00d	68.67c	59.33f	57.33g					
	WP	8.33g	9.67de	10.50c	70.33b	61.00e	58.00g					
Nodal cutting	B5	8.25gh	9.33ef	10.83b	75.00a	68.63 c	61.67de	8.90B	67.67c	58.33g	56.33h	64.07B
	MS	7.67i	9.00f	9.25d	71.28A	62.89B	59.06C					
	WP	7.83hi	8.67fg	9.31ef	B5	MS	WP					
	Mean **	8.10C	9.40B	10.17A	63.39B	68.56A	61.28C					
	Mean ***	9.70A	8.90C	9.05B	2003							
Shoot tip	B5	9.30f	10.55de	11.25a	71.00b	61.33e	58.83gh	10.11A	76.33a	68.33d	62.00e	64.83A
	MS	8.66gh	10.25e	10.83c	68.33d	60.00f	57.67hi					
	WP	8.83g	10.30e	11.00b	69.67c	60.33f	58.33gh					
Nodal cutting	B5	9.67ef	9.83ef	10.67d	75.67a	68.33d	62.33e	9.41B	67.33d	58.67g	56.67i	64.15B
	MS	8.15hi	9.20fg	10.25e	71.39A	62.78B	59.31C					
	WP	8.83h	9.28f	10.33de	B5	MS	WP					
	Mean **	8.66C	9.90B	10.72A	63.25B	68.78A	61.45C					
	Mean ***	10.21A	9.56C	9.68B								

*** Refer to specific effect of explant type, media strength and media type , respectively. Capital and small letter / s were used for distinguishing between values of specific and interaction effects, respectively whereas means followed by the same letter/s were not significantly different at 5 % level.

2-Survival percentage:

Regarding the specific effect of explant type, Table (1) clearly showed that, shoot tips had greater value of survival percentage, than nodal cutting during 2002 & 2003 experimental seasons.

Referring the specific effect of media strength on survival %, The highest significant % was found by full media strength followed in a decreasing order by half media and quarter media strength during the two seasons of study.

As for the specific effect of media type, it is quite evident to be noticed that (MS) medium was the superior i.e, showed the highest value of survival percentage followed in a decreasing order by (B₅) medium while, (WP) medium was the inferior during 2002 and 2003 seasons.

Concerning the interaction effect; data presented in Table (1) and photo (1 & 2) displayed obviously that, the both shoot tip and nodal cutting which cultured on full strength MS medium had the highest value. However, the reverse was found with nodal cutting cultured on quarter media strength, especially (WP) medium during 2002 and 2003 seasons. In addition, other combinations were in between the aforementioned two extremes during the study.




Photo. (1)



Photo. (2)

Photos. (1&2): Effect of explant type, media type and media strength on some measurements during establishment stage of mulberry (*Morus alba*, L.)

- 1- Shoot tip in full strength media (A : MS , B : B₅ , C : WP)
- 2- Nodal cutting in full strength media (A : MS, B : B₅, C : WP)

3-Shoot length (cm.) and number of leaflets/shoot:

Concerning the specific effect of the different factors involved in this study i.e., explant type, media strength and media type on shoot length (cm)

and number of leaflets/shoot Table (2) shows that, the tallest shootlets and number of leaflets were those of shoot tip explants of mulberry (*Morus alba*, L.). While nodal cutting induced shorter shootlets of lower number of leaflets per each during the two seasons of study.

Referring the specific effect of media strength on shoot length and number of leaflets for mulberry, data revealed that, full strength media resulted significantly in the tallest mulberry shoot of higher and number of leaflets followed in a decreasing order by half media strength and quarter media strength during 2002 & 2003 seasons.

As for the specific effect of media type, Murashige and Skoog (MS) medium proved to be the best medium for the growth of mulberry, followed in a decreasing order by Gamborg (B₅) medium which ranked second, however woody plant (WP) medium significantly exhibited the shortest shoot length and lowest number of leaflets during 2002 & 2003 seasons.

Concerning the interaction effect; data obtained as shown from Table (2) and photo (1&2) displayed obviously that, shoot tip of mulberry (*Morus alba*), cultured on full strength media (MS) medium exhibited statistically the tallest shoot and highest number of leaflet/shoot. The reverse was true with the nodal cutting on quarter strength of (WP) medium during 2002 and 2003 experimental seasons. In addition other combinations were in between the above mentioned two extremes. It is easy to say that, during establishment stage results of this investigation indicated that culturing shoot tips on full strength (MS) medium enhanced survival %, shoot length, number of leaflets per shoot. In the same time stem nodal cutting was significantly more resistant to browning on full strength of (MS) medium. These results were in agreement with those reported by Kim *et al.*, (1985), Menard *et al.*, (1985); Ivanicka (1987) and Zaman *et al.*, (1998), on mulberry Saker *et al.*, (1999); Schuch *et al.*, (2003) and Soliman (2004) on different fruit trees.

II-Multiplication stage:

In this concern, specific effect of three studied factors i.e., media type (MS, B₅ and WP); concentration of growth regulators (2, 4 and 6mg/L); growth regulators type (BA, 2ip and Kinetin) and their possible combinations were investigated pertaining the response on number of proliferated shoots through 3 subcultures of multiplication stage data obtained are Presented in Table (3).

Concerning the specific effect of media type, it is quite clear as shown from Table (3) that Murashige & Skoog (MS) medium was the superior through three subcultures where the greatest number of shoots was induced followed statistically by Gamborg (B₅) medium, while woody plant (WP) medium was the inferior, during two seasons of study.

Regarding the specific effect of growth regulator concentrations, added to multiplication media Table (3) shows that the least concentration (2mg /L) resulted significantly in the highest values of number of shoots, followed in a decreasing order by the intermediate concentration of growth regulators at (4mg/L), while the reverse was detected with (6mg /L) during 2002 & 2003 seasons.

Table (2): Specific and interaction effects of explant type, media strength, media type and their combinations on shoot length (cm.) and No. of leaflets/shoot of mulberry *Morus alba* during establishment stage (2002 & 2003 seasons).

Explant type	Media type	Media strength			Shoot length (cm.)			Mean*	No. of leaflets/shoot			Mean*
		Full	Half	Quarter	Full	Half	Quarter		Full	Half	Quarter	
2002												
Shoot tip	B5	2.01b	1.72c-e	1.36ij	3.25bc	2.83d	2.25e-g	1.68A	3.25bc	2.83d	2.25e-g	2.61A
	MS	2.34a	1.76cd	1.48gh	3.75a	3.08cd	2.5e		3.75a	3.08cd	2.5e	
	WP	1.73c-e	1.51gh	1.18k	2.20e-g	2.15g	1.50h		2.20e-g	2.15g	1.50h	
Nodal cutting	B5	1.82c	1.59fg	1.30j	3.00cd	2.42ef	2.16fg	1.54B	3.00cd	2.42ef	2.16fg	2.43B
	MS	1.97b	1.67d-f	1.43hi	3.50ab	2.80d	2.40ef		3.50ab	2.80d	2.40ef	
	WP	1.63ef	1.41h-l	1.05i	2.18e-g	2.10g	1.33h		2.18e-g	2.10g	1.33h	
Mean **		1.92A	1.61B	1.30C	2.98A	2.56B	2.02C		2.98A	2.56B	2.02C	
Mean ***		B5	MS	WP	B5	MS	WP		B5	MS	WP	
		1.63B	1.78A	1.42C	2.65B	3.01A	1.91C		2.65B	3.01A	1.91C	
2003												
Shoot tip	B5	1.90b	1.40fg	1.25i	3.17c	2.75d	2.17f-h	1.61A	3.17c	2.75d	2.17f-h	2.50A
	MS	2.35a	1.76c	1.49f	3.50b	3.08c	2.33f		3.50b	3.08c	2.33f	
	WP	1.72cd	1.45f	1.15j	2.16f-h	2.00h	1.35j		2.16f-h	2.00h	1.35j	
Nodal cutting	B5	1.80c	1.61e	1.28hi	3.16c	2.15f	2.08gh	1.53B	3.16c	2.15f	2.08gh	2.40B
	MS	1.93b	1.63de	1.35gh	3.67a	2.38e	2.30f		3.67a	2.38e	2.30f	
	WP	1.61e	1.44fg	1.08j	2.18fg	2.13h	1.58i		2.18fg	2.13h	1.58i	
Mean **		1.89A	1.55B	1.27C	2.99A	2.42B	1.97C		2.99A	2.42B	1.97C	
Mean ***		B5	MS	WP	B5	MS	WP		B5	MS	WP	
		1.54B	1.75A	1.41C	2.59B	2.88A	1.90C		2.59B	2.88A	1.90C	

***, ** Refer to specific effect of explant type, media strength and media type, respectively. Capital and small letter / s were used for distinguishing between values of specific and interaction effects, respectively whereas means followed by the same letter/s were not significantly different at 5 % level.

Table (3) : Specific effect of media type, concentration of growth regulators, kind of growth regulators and interaction effect of their combinations on number of shoots (4 weeks later) during multiplication stage of jojoba (*Simmondsia chinensis*) (2002 & 2003 seasons).-

Media type	Growth regulators type	Number of shoots						2002			2003			Means*	
		Frist Sub.			Secound Sub.			Concentrations of growth regulators			Concentrations of growth regulators				
		2	4	6	2	4	6	2	4	6	2	4	6		
B5	BA	4.67 d	3.66g	2.16kj	6.30c	4.67f	2.29kl	7.00c	4.67f	2.90j	3.30B	7.00c	4.67f	2.90j	3.70B
	2iP	4.17ef	3.65g	2.00k	4.66f	3.33h	2.16lm	4.64f	4.00g	2.58l		4.64f	4.00g	2.58l	
	Kinetin	2.48i	2.10k	1.42mn	2.70i	2.10m	1.50h	3.16i	2.66kl	1.67p		3.16i	2.66kl	1.67p	
MS	BA	7.66a	5.67c	2.50i	7.67a	5.67d	2.75i	7.67a	5.67d	3.33i	4.09A	7.67a	5.67d	3.33i	4.44A
	2iP	6.67b	4.33e	2.25j	6.67b	5.00e	2.50jk	6.67b	5.00e	2.92j		7.33b	5.00e	2.92j	
	Kinetin	2.58i	2.17kl	1.58lm	2.60ij	2.31kl	1.67n	3.30i	2.83jk	1.83op		3.30i	2.83jk	1.83op	
WP	BA	4.00f	3.00h	1.98k	5.45d	3.30h	2.09m	5.60d	3.67h	2.33m	2.95C	5.60d	3.67h	2.33m	3.29C
	2iP	3.60g	2.60i	1.72l	4.33g	3.28h	2.00m	5.00e	3.33i	2.17mn		5.00e	3.33i	2.17mn	
	Kinetin	2.45i	1.69l	1.25n	2.55ij	2.08m	1.48n	2.87j	2.75l	1.95no		2.87j	2.75l	1.95no	
Mean**		4.25A	3.21B	1.87C	4.77A	3.83B	2.05C	5.17A	3.85B	2.41C		5.17A	3.85B	2.41C	
Mean***		BA	2iP	Kinetin	BA	2iP	Kinetin	BA	2iP	Kinetin		BA	2iP	Kinetin	
		3.92A	3.44B	1.98C	4.46A	3.77B	2.11C	4.76A	4.11B	2.56C		4.76A	4.11B	2.56C	
B5	BA	5.00c	3.55e	2.33f-h	6.00bc	4.00hi	2.32k-m	6.67c	4.66f	3.00jk	3.241B	6.67c	4.66f	3.00jk	3.66B
	2iP	4.31d	3.50e	2.15g-l	4.60fg	3.67i	2.15l-n	4.60f	3.67gh	2.67k-m		4.60f	3.67gh	2.67k-m	
	Kinetin	2.66fg	2.18g-l	1.33j	2.83jk	2.17l-n	1.42o	3.29h-l	2.66k-m	1.75o		3.29h-l	2.66k-m	1.75o	
MS	BA	7.67a	5.17c	2.42fg	7.66a	5.66cd	2.67jk	8.33a	5.83d	3.17k	4.037A	8.33a	5.83d	3.17k	4.62A
	2iP	6.66b	4.50d	2.20g-l	6.33b	5.10ef	2.33k-m	7.66b	5.33e	2.91l		7.66b	5.33e	2.91l	
	Kinetin	2.67fg	2.10g-l	1.58j	2.66l	2.30k-m	1.66no	3.50g-l	2.80l-m	2.00no		3.50g-l	2.80l-m	2.00no	
WP	BA	4.30d	3.67e	1.83h-j	5.33de	3.67i	1.92m-o	5.50de	3.83g	2.42n	2.972C	5.50de	3.83g	2.42n	3.313C
	2iP	3.62e	2.75f	1.71ij	4.30gh	3.00j	2.12l-n	4.55f	3.50g-l	2.30mn		4.55f	3.50g-l	2.30mn	
	Kinetin	2.58fh	1.67ij	1.33j	2.65l	2.25k-n	1.42o	2.88l	2.70k-m	2.08no		2.88l	2.70k-m	2.08no	
Mean**		4.39A	3.23B	1.87C	4.71A	3.59B	2.00C	5.22A	3.90B	2.48C		5.22A	3.90B	2.48C	
Mean***		BA	2iP	Kinetin	BA	2iP	Kinetin	BA	2iP	Kinetin		BA	2iP	Kinetin	
		3.99A	3.49B	2.01C	4.36A	3.73B	2.15C	4.82A	4.13B	2.63C		4.82A	4.13B	2.63C	

***, ***, ** Refer to specific effect of media type, concentration of growth regulators and kind of growth regulators, respectively. Capital letter / s and small letters/ s were used for distinguishing between values of specific and interaction effects, respectively whereas means followed by the same letter/s were not significantly different at 5 % level.

With respect to the specific effect of growth regulators kind, it is also clear that, the BA supplemented medium, had the greatest values of proliferated shoots during the 2002 & 2003 seasons. On the contrary, kinetin was the inferior as it induced significantly the least number of shoots.

Concerning the Interaction effect, Table (3) and photo (3) display that the greatest number of proliferated shoots was always in concomitant to the Murashige & Skoog (MS) medium supplemented with (BA) at the concentration of 2 mg /L during 2002 & 2003 seasons.

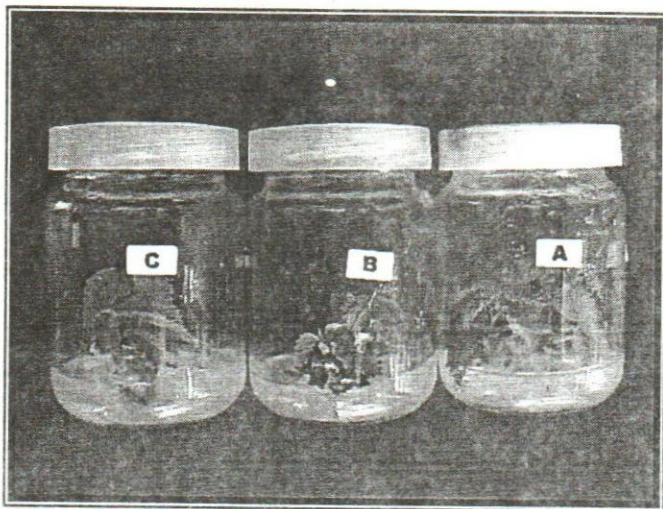


Photo. (3)

Photo. (3): Effect of growth regulators added to three media through the 3rd subculture within multiplication stage of mulberry (*Morus alba, L.*)

- A:** Cultured explant in MS medium supplemented with (2mg /L) BA
- B:** Cultured explant in B_s medium supplemented with (2mg /L) BA
- C:** Cultured explant in WP medium supplemented with (2mg /L) BA

The reverse was found with combinations of culturing on (WP) medium supplemented with 6 mg /L Kinetin. In addition other combinations were in between the aforesaid two extremes during the three subculture in the two seasons of study. These results go in line with those found by Chang (1985); Zaman *et al.*, (1998), on mulberry; Sun *et al* (2000); Erig and Schugh (2003) and Soliman (2004) on some fruit species.

III- Rooting stage:

In with respect adding two auxins (IBA or NAA) each either solely at three levels (2, 4, and 6 mg/L for IBA and 1, 2, and 3 for NAA, or combined together (IBA at 4 mg/L + NAA at 2 mg/L) to one half strength of the three B_s, MS and WP media supplemented with 1.0 gm/L activated charcoal or not in combination were investigated after 4 weeks from incubation through rooting stage regarding the influence on rooting percentage, number of root per plantlet and average root length of mulberry (*Morus nigra*), Data obtained are presented in Tables (4 & 5) and illustrated by Photo. (4).




Photo. (4)

Photo. (4): Effect of media type and auxin treatments on some measurements during rooting stage of mulberry (*Morus alba, L.*)

- A:** Cultured shootlets in 1/ 2 strength MS + IBA (6mg/L) without activated charcoal
- B:** Cultured shootlets in 1/ 2 strength B₅ + IBA (6mg/L) without activated charcoal
- C:** Cultured shootlets in 1/ 2 strength WP + IBA (6mg/L) without activated charcoal

1- Rooting percentage:

Referring the specific effect of media type on the rooting percentage, data revealed that, Murashige and Skoog (MS) medium gave the highest value of rooting percentage, followed in a decreasing order by Gamborg (B₅) medium, while Woody plant (WP) medium was the inferior during 2002 & 2003 seasons.

Regarding the specific effect of activated charcoal added to half strength media, Table (4) shows that, the presence of activated charcoal exhibited higher rooting % during 1st and 2nd seasons.

Concerning the specific effect of auxin treatments (kind and rate) added to media, obtained data displayed that adding IBA at (6 mg/L) was the superior, statistically followed in a decreasing by adding NAA at (3 mg/L) and IBA at 4 mg/L which ranked second and third, respectively. While adding IBA at 2 mg/L was the inferior and ranked last during 2002 and 2003 seasons. Differences between these 7 treatments were significant when comparing each other during the study.

From the obtained results, it was so worthy to be noticed that the effect of adding auxin (kind and rate) to half strength-rooting medium varied not only from one supplemented auxin to another, but also depended upon the concentration of added auxin itself. Accordingly, the highest levels (6 mg/L) IBA and (3mg/L) NAA) were more effective. While the reverse was true with the lowest level IBA at (2mg/L), NAA at (1mg/L), while mixture of IBA at (4mg/L) + NAA at (2mg/L) was intermediate during the study .

Table (4): Specific and interaction effects of media type; activated charcoal; auxin treatments (kind & concentration) added to one half strength rooting medium and their combinations on rooting percentage during rooting stage of mulberry (*Morus alba*, L.) after 4 weeks incubation during (2002 & 2003 seasons).

Media type	Auxin Treatments	rooting percentage						Mean *	Mean **	Mean *	Mean **		
		A.Ch.		A.Ch.		Mean *	Mean **					2003	
		With	Without	With	Without							With	Without
B5	IBA 2mg/L	71.00u	68.67w	70.95r	68.60u	70.95r	68.60u	IBA 2mg/L	70.95r	68.60u			
	IBA 4mg/L	77.30k	75.33m	77.56hi	75.67j	77.56hi	75.67j	IBA 4mg/L	77.56hi	75.67j			
	IBA 6mg/L	86.33b	83.60d	86.33b	83.67d	86.33b	83.67d	IBA 6mg/L	86.33b	83.67d			
	NAA 1mg/L	69.33v	66.67x	69.30t	66.60v	69.30t	66.60v	NAA 1mg/L	69.30t	66.60v			
	NAA 2mg/L	76.33i	73.80op	76.00j	73.33mn	76.00j	73.33mn	NAA 2mg/L	76.00j	73.33mn			
	NAA 3mg/L	83.30de	81.33g	83.29d	81.67f	83.29d	81.67f	NAA 3mg/L	83.29d	81.67f			
MS	IBA 4mg/L + NAA 2mg/L	77.59jk	74.67n	77.67hi	74.00l	77.67hi	74.00l	IBA 4mg/L + NAA 2mg/L	77.67hi	74.00l			
	IBA 2mg/L	73.00qr	71.10u	72.99ho	70.33s	72.99ho	70.33s	IBA 2mg/L	72.99ho	70.33s			
	IBA 4mg/L	90.67h	78.00ij	80.33g	77.67hi	80.33g	77.67hi	IBA 4mg/L	80.33g	77.67hi			
	IBA 6mg/L	88.00a	85.30c	87.67a	85.00c	87.67a	85.00c	IBA 6mg/L	87.67a	85.00c			
	NAA 1mg/L	71.67st	69.60v	71.33qr	69.67t	71.33qr	69.67t	NAA 1mg/L	71.33qr	69.67t			
	NAA 2mg/L	77.60jk	75.33m	77.33i	75.67j	77.33i	75.67j	NAA 2mg/L	77.33i	75.67j			
WP	NAA 3mg/L	85.00c	83.00e	85.33c	83.33d	85.33c	83.33d	NAA 3mg/L	85.33c	83.33d			
	IBA 4mg/L + NAA 2mg/L	74.00o	71.60st	72.95no	71.30qr	72.95no	71.30qr	IBA 4mg/L + NAA 2mg/L	72.95no	71.30qr			
	IBA 2mg/L	68.33w	65.67y	68.58u	65.33w	68.58u	65.33w	IBA 2mg/L	68.58u	65.33w			
	IBA 4mg/L	73.30pq	71.29yu	73.67lm	71.59pq	73.67lm	71.59pq	IBA 4mg/L	73.67lm	71.59pq			
	IBA 6mg/L	82.33f	80.58h	82.67e	80.67g	82.67e	80.67g	IBA 6mg/L	82.67e	80.67g			
	NAA 1mg/L	66.33x	64.67z	66.30v	64.33x	66.30v	64.33x	NAA 1mg/L	66.30v	64.33x			
WP	NAA 2mg/L	72.00s	69.58v	72.00p	69.4t	72.00p	69.4t	NAA 2mg/L	72.00p	69.4t			
	NAA 3mg/L	80.67h	78.33i	80.67g	78.00h	80.67g	78.00h	NAA 3mg/L	80.67g	78.00h			
	IBA 4mg/L + NAA 2mg/L	74.58n	72.67r	74.60k	72.67o	74.60k	72.67o	IBA 4mg/L + NAA 2mg/L	74.60k	72.67o			
	Mean ***	76.60A	74.32B	76.55A	74.21B	76.55A	74.21B	Mean ***	76.55A	74.21B			

*, **, *** Refer to specific effect of media type, auxin treatments (kind & concentration) and added activated charcoal to one half strength rooting strength medium. Capital and small letter /s were used for between values of specific and interaction effects, respectively whereas means followed by the same letters/s were not significantly different at 5 % level.

Concerning the interaction effect, Table (4) displays that, rooting % of mulberry (*Morus alba*, L.) reacted obviously to various (media type x activated charcoal x auxin kinds and concentration). Half strength (MS) rooting medium supplemented with activated charcoal and IBA at (6 mg/L) gained statistically the highest rooting %. On the contrary, the lowest value of rooting % was always in concomitant to the charcoal omitted half strength (WP) rooting medium supplemented with NAA at (1mg/L) during 1st and 2nd seasons. In addition, other combinations were in between the abovementioned two extremes.

These results are in general agreement with the findings previously found by Chen *et al.*, (1998); Magyar *et al.*, (2002); and Soliman (2004) regarding the response to auxin kind and concentration.

However, the present data regarding the effect of presence of activated charcoal in the rooting medium supported in general with the findings of Bondok *et al.*, (1989); Fouad *et al.*, (1995); Magyar *et al.*, (2001) and Soliman (2004).

2-Average root length (cm.):

Concerning the specific effect of different factors involved in this study i.e., rooting media type, presence of activated charcoal and different auxin treatments (kind & concentration) on the average root length (cm.) of mulberry (*Morus alba*, L.) plantlet. Data presented in Table (5) displayed that, (MS) rooting medium exhibited the tallest roots followed in a decreasing order by (B₅) medium while (WP) medium was the inferior during 1st and 2nd seasons. Differences were significant when average root length of a given media was compared to those of the two other ones. With respect to the specific effect of adding activated charcoal to half strength rooting medium, Table (5) displays, the beneficial effect of adding activated charcoal to the medium whereas root length was obviously increased as compared to the analogous one without charcoal during 2002 and 2003 seasons.

As for the specific effect of auxin (kind and rate) added to either charcoal omitted or supplemented rooting medium on average root length, obtained data in Table (5) displayed that adding (4mg/L) IBA to half strength rooting medium was the superior and exhibited the tallest root in 1st & 2nd seasons. Whereas, adding either NAA at (3mg/L) or IBA at (4mg/L) + NAA at (2mg/L) to half strength rooting media both ranked statistically second in both seasons. On the contrary, IBA at (2mg/L) supplemented to media was the inferior.

In addition other auxins treatments were in between the aforesaid two extents (superior & inferior ones) regarding average root length. Concerning the interaction effect, Table (5) and Photo (4) revealed that half strength (MS) rooting medium supplemented with activated charcoal plus IBA at (4mg/L) or NAA at (3mg/L) as well as IBA at (4mg/L) + NAA at (2mg/L) treatments showed the tallest root of mulberry (*Morus alba*, L.) plantlets during two seasons of study. On the contrary, adding IBA at the lowest rate (2mg/L) to the activated charcoal omitted half strength (WP) rooting medium gave the shortest roots in 1st and 2nd seasons. In addition, other investigated combinations, were in between as compared to the aforesaid two extremes.

Khamis, M. A. et al.

Table (5): Specific and interaction effects of media type; activated charcoal; auxin treatments (kind of concentration) media and their combinations on average root length (cm) and number of roots during rooting stage of mulberry *Morus alba* after 4 weeks incubation during 2002 & 2003 seasons.

Media type	Parameters Treatments	Root length (cm.)		Mean *
		A.Ch.		
		With	Without	
2002				
B5	IBA 2mg/L	5.33r	4.49t	7.64B
	IBA 4mg/L	10.58bc	9.00f	
	IBA 6mg/L	7.92i	6.41p	
	NAA 1mg/L	7.83ij	7.16no	
	NAA 2mg/L	6.42p	4.57t	
	NAA 3mg/L	10.42c	8.30h	
	IBA 4mg/L + NAA 2mg/L	10.75b	7.75i-k	
MS	IBA 2mg/L	5.50r	4.58t	8.11A
	IBA 4mg/L	11.18a	9.50e	
	IBA 6mg/L	8.75g	7.08no	
	NAA 1mg/L	8.25h	7.50k-m	
	NAA 2mg/L	6.92o	5.08s	
	NAA 3mg/L	11.16a	8.42h	
	IBA 4mg/L + NAA 2mg/L	11.25a	8.40h	
WP	IBA 2mg/L	4.56t	3.83v	6.96C
	IBA 4mg/L	9.92d	7.70i-k	
	IBA 6mg/L	7.30l-n	6.10q	
	NAA 1mg/L	6.67p	6.62p	
	NAA 2mg/L	6.08q	4.24u	
	NAA 3mg/L	9.58e	7.58j-l	
	IBA 4mg/L + NAA 2mg/L	10.00d	7.36mn	
	Mean ***	8.40A	6.75B	
2003				
B5	IBA 2mg/L	4.75vw	4.42xy	7.66B
	IBA 4mg/L	10.67d	9.17h	
	IBA 6mg/L	8.08kl	6.33s	
	NAA 1mg/L	7.91lm	7.25no	
	NAA 2mg/L	6.50s	4.50wx	
	NAA 3mg/L	10.50d	8.42ij	
	IBA 4mg/L + NAA 2mg/L	10.92c	7.83m	
MS	IBA 2mg/L	5.49u	4.58v-x	8.06A
	IBA 4mg/L	11.170ab	9.55g	
	IBA 6mg/L	8.58i	7.08op	
	NAA 1mg/L	8.25jk	7.42n	
	NAA 2mg/L	6.83qr	4.83v	
	NAA 3mg/L	11.00bc	8.42ij	
	IBA 4mg/L + NAA 2mg/L	11.33a	8.33ij	
WP	IBA 2mg/L	4.74vw	3.83z	6.99C
	IBA 4mg/L	9.67fg	7.67m	
	IBA 6mg/L	7.33n	5.67u	
	NAA 1mg/L	7.00pq	6.75r	
	NAA 2mg/L	6.00t	4.25y	
	NAA 3mg/L	9.75f	7.69m	
	IBA 4mg/L + NAA 2mg/L	10.08e	7.42n	
	Mean ***	8.41A	6.73B	

*, **, *** Refer to specific effect of supplemented media type, auxin concentration and added activated charcoal to one distinguishing between values of specific and half strength medium and incubation condition respectively. Capital and small letter /s were used for interaction effects, respectively whereas means followed by the same letter/s were not significantly different at 5 % level.

Generally, it could be concluded that adding activated charcoal to half strength (MS) rooting media supplied with IBA at (4mg/L) or NAA at the rate of (2mg/L) or IBA at (4mg/L) + NAA at (2mg/L), were the most preferable treatments which could be recommended for being applied from the economic standpoint. These results are in general agreement with the findings previously reported by Snir (1984), Vaser *et al.*, (2000), Magyar *et al.*, (2001), Thomas TD (2003).

3- Number of roots per plantlet:

Concerning the specific effect of the different factors involved in this study i.e., media type, activated charcoal, auxin (kind and rate) on number of roots per plantlets, data obtained in Table (5) showed that, half strength (MS) rooting medium gained statistically the highest number of roots followed in a decreasing order by half strength (B₅) rooting medium. On the contrary, the lowest number of roots per plantlet was always in concomitant to half strength WPM rooting medium during 1st and 2nd seasons.

As for the influence of adding activated charcoal to half strength rooting medium, Table (5) displays that the number of roots per plantlet was markedly increased by adding activated charcoal to rooting media as compared to charcoal omitted media during 2002 and 2003 seasons.

Regarding the specific effect of adding various IBA & NAA treatments to half strength rooting medium, it is quite clear as show from Table (5) that the largest number of rootlets per plantlet was markedly related to the half strength medium supplemented with (6 mg/L) i.e., IBA. On the contrary, the lowest number of roots/plantlet was markedly in closed relationship to the half strength medium supplemented with 3mg/l NAA during 2002 and 2003 seasons. In addition, other auxin treatments were in between the aforesaid two extremes.

Concerning the interaction effect, it could be safely concluded that half strength (MS) rooting medium supplemented with activated charcoal and IBA at 6 mg/L gained statistically the largest number of roots per plantlet. On the contrary, the lowest number of roots per plantlet was always in concomitant to the charcoal omitted half strength (WP) rooting medium supplemented with IBA at (2 mg/L) or NAA at 3mg/L during 2002 and 2003 seasons. In addition, other combinations were in between the abovementioned two extremes. These results are a general agreement with the findings of Vasar *et al.*, (2000); Magyar –Tabori *et al.*, (2001); Magyar –Tabori *et al.*, (2002); Rogaliski *et al.*, (2003) and Soliman, (2004).

IV- Acclimatization stage:

Acclimatization stage: In this stage the plantlets produced by the best treatments through preceding stage (rooting) were cultivated on acclimatization medium consisting of vermiculate, peatmoss and sand at equal proportions by volume. Table (6) and photo (5) display that the highest survival% and vegetative growth value were recorded by such newly developed plantlets rooted on half strength MS medium provided with 6mg/L IBA + 1.0 mg/L activated charcoal, followed in descending order by those of half strength B5 medium supplemented with 6 mg/L IBA + 1.0 mg/L activated

charcoal. However, half strength WP medium supplemented with 6 mg/L IBA+1.0 mg/L activated charcoal took the other away around in this concern. These results are in general agreement with the findings of El-Kazzaz et al., (1997); Hoffmann et al., (1999); Benzioni et al., (2003) and Soliman (2004).

Table (6): Comparison between the most effective three rooting treatments on survival %;shoot length (cm) and number of leaves of newly induced *Morus alba* plantlets acclimatization during 2002 and 2003 seasons.

Parameters Treatments	Survival		Shoot length		No. leaves	
	2002	2003	2002	2003	2002	2003
1/2 strength MS +IBA(6mg/L) A. C.1g/L	77.60 a	77.67 a	16.67 a	16.68 a	9.67 a	9.33 a
1/2 strength B5+ IBA(6mg/L) A. C.1g/L	75.33 b	75.67 b	15.67 b	14.98 b	8.66 b	8.27 b
1/2 strength WPM+ IBA(6mg/L) A. C.1g/L	74.33 c	74.67 c	14.67 c	14.64 c	7.60 c	7.33 c




Photo. (5)

Photo. (5): Effect of some rooting media types and auxin treatments through rooting stage on acclimatized mulberry (*Morus alba*, L.) plants.

- A: Rooted plantlets on 1/ 2 strength MS + IBA (6mg/L) + activated charcoal (1.0g/L)
- B: Rooted plantlets on 1/ 2 strength B₅ + IBA (6mg/L) + activated charcoal (1.0g/L)
- C: Rooted plantlets on 1/ 2 strength WP + IBA (6mg/L) + activated charcoal (1.0g/L)

REFERENCES

- Ali, N.; Shirvin, R.M. and Splittstoesser, W. E. (1990): Regeneration of *Cucumis sativus* from cotyledon of small explants. HortScience 26 (7): 925.

- Benzioni-A; Mills-D; Wenkart-S; Zhou-Y; Economou-AS (ed.) and Read-PE (2003): Effects of ventilation on the performance of jojoba (*Simmondsia chinensis*, Link) clones: multiplication stage. Proce. 1st International Symposium on Acclimatization and Establishment of Micropropagated Plants, Sani-Halkidiki, Macedonia, Greece, 19-22 September, 2001. *Acta Horticulturae*. 616, (135-138).
- Bondok, A. Z.; El-Agamy, S. Z.; and Gomaa, A. H. (1989): *In vitro* propagation of Mariana 2624 plum rootstock. *Egyptian Journal of Horticulture*. 16 (1): 9-16.
- Chang, J. S., (1985): Tissue culture of winter shoots of Baigelu mulberry (*Morus thou Koidz.*) trees. *Shanxi Agricultural Science*, 3: 17-18. (Hort, Abst., 56:3140).
- Chen, C. S.; Jonard, R. and Chen, C. S. (1998): Shoot-tip culture and plant regeneration of two apricot cultivars difficult to propagate with cuttings. *Advances in Horticulture*. 2: (146-149).
- Duncan, D.B. (1955): Multiple range and multiple F-tests-Biometrics, II: 1-42.
- Ebida, A. I. A. (1991): *In vitro* propagation of muskmelon (*cucumis melo* L.) *Alex. J. Agric. Res.* 36(3): 257-218.
- El-Kazzaz, A. A. and Fahmy, G. E.; El-Bahr, M. K.; Hanafy, M. S. and Moemen, S. H. (1997): Propagation of mulberry (*Morus alba* L.) via tissue culture. *Bulletin National Research-Centre Cairo*, Vol. 22 (2) 175-188.
- Erig, A. C. and Schuch, M. W. (2003): *In vitro* regeneration of shoots of apple (*Malus domestica* Borkh.) cv. Fuji. *Revista Cientifica Rural*, Vol.8, No.1, pp.8-15.
- Fassuliotis, G. and Nelson, B. V. (1992): Regeneration of tetraploid muskmelons from cotyledons and their morphological difference from two diploid musk melon genotypes. *J. Amer Soc. Hort. Sci.* 117 (5):863-866.
- Fouad, M. M.; Gomaa, A. H.; El-Zaher, M. H. A.; George, A. P. and Shaltout, A. D. (1995): Factors influencing *in vitro* establishment and multiplication stages of peach. Fourth international symposium on growing temperate zone fruits in the tropics and subtropics, 22-26 May 1993, Cairo, Egypt. *Acta Horticulturae*. No. 409: (191-196).
- Gamborg, O. L.; Miller R. A. and Ojima K. (1968): Nutrient requirements of suspension cultures of soyabean root cells. *Exp. Cell. Rers.* 50:151-158.
- Hoffmann, A.; Chalfun, N. J.; Pasqual, M. and Veiga, R. D. (1999): Effect of substrate on rooting and acclimatization of micropropagated 'Marubakaido' apple rootstock plantlets. *Agropecuaria-Clima-Temperado*, 2 (2): 189-197.
- Ivanicka, J. (1987): *In vitro* micropropagation of mulberry (*Morus nigra* L.). *Scientia Horticulturae*, 32:33-39.
- Kim, H. O.; Patel, K. R. and Thrope, T. A. (1985): Regeneration of mulberry plantlets through tissue culture. *Botanical Gazette*, 146:335-340.
- Lloyd, G. McCown, B. (1980): Commercially feasible micropropagation of mountain laurel *Kalmia latifolia* by use of shoot tip culture. *Comb. Proc. Int. Plant Prop. Soc.* 30:431-427.

- Magyar-Tabori, K.; Dobranszki, J.; Jambor-Benczur, E.; Lazanyi, J. and Szalai, J. (2001): Effects of activated charcoal on rooting of *in vitro* apple (*Malus domestica* Borkh.) shoots. International Journal of Horticultural Science, 7(1) 98-101.
- Magyar-Tabori, K.; Dobranszki, J.; Jambor-Benczur, E.; Lazanyi, J., Szalai, J. and Ferenczy, A. (2002): Effects of indole-3-butyric acid levels and activated charcoal on the rooting of *in vitro* shoots of apple rootstocks. International Journal of Horticultural Science, 8, No.3/4, pp.25-28.
- Menard, D.; Coumans-Gilles, M. F.; Coumans, M.; Leclercq, N. and Gaspar, T. (1985): A technique of micropropagation applicable to small fruiting trees. Meded. Fac. Landbouwwet. Rijksuniv. Gent, 50:333-335.
- Murashige, T. and Skoog, F. (1962): A revised medium for rapid growth and bioassays with tobacco tissue culture. *Physiol. Plant.* 15:473-497.
- Rogaliski-M; Moraes-LKA-de; Feslibino-C; Crestani-L; Guerra-MP; Silva-AL-da; de Moraes-LKA; da-Silva-AL (2003): *In vitro* rooting of prunus rootstocks., *Revista Brasileira Fruticultura.* 25 (2): 293-296.
- Saker S. S.; El-Khateeb, M. A. and Abd-El-Kareim, A. H. (1999): Micro propagation *Magnolia grandiflora* L. through tissue culture technique. *Bull. Agric., Univ. Cairo,* 50 (2): 283-298.
- Schuch, M. W.; Erig A. C. and Silva, L. C. da (2003): Shoot induction in apical meristems and axillary buds of the apple rootstock "EM-9" cultured *in vitro*. *Revista Brasileira de Fruticultura,* Vol.25,No.2, pp 361-362.
- Sharma, K. K. and Thorpe, T. A. (1990): *In vitro* propagation of mulberry (*Morus alba* L.) through nodal segments. *Scientia Horticulturae,* 42: 307- 320.
- Smith, W. A. (1981): The aftermath of the test tube. *Proc. In. Plant Prop. Soc.*31:47-49.
- Snedecor, G.W. and Cochran, W.G. (1980): *Statistical methods.* 6th Ed. The Iowa state Univ. Press, Ames., Iowa, U.S.A. pp. 593.
- Snir, I. (1984): *In vitro* propagation of 'Canino' apricot. *HortScience.* 19 (2): 229-230.
- Soliman, GH .M. (2004): Studies on the vegetative propagation of peach trees M.Sc. Thesis Fac. Agric., Moshtohor, Zagazig Univ. (Benha Branch) Egypt.
- Sun, AiJun; Zhang,Zhen; Yao, QuanHong; Sheng, BingCheng; Huang, XiaoMin; Fan, HuiQin; Sun, AJ.; Zhang, Z; Yao,QH; Sheng, BC; Huang, XM. and Fan, HQ. (2000): Plant regeneration from explants of apple and *Malus robusta*. *Acta Agriculturae-Shanghai.* 16 (2): 23-30.
- Thomas-TD. (2003): Thidiazuron induced multiple shoot induction and plant regeneration from cotyledonary explants of mulberry. *Biologia-Plantarum.* 46 (4):529-533.
- Vasar, V.; Pae, A.; Rannu, T.; Saaremagi, H.; Kaufmane, E. (ed.); and Libek, A. (2000): Micropropagation of apple clonal dwarf rootstocks. *Proceedings of the International Conference Fruit Production and Fruit Breeding, Tartu, Estonia,*12-13 September, 111-115.
- Zaman-A; Islam-R; Islam-M and Joarder-OI. (1998): Improvement of shoot proliferation in the micropropagation of mulberry (*Morus alba* L.). *Tropical Agricultural Research and Extension.* 1 (1): 28-33.

الإكثار بتقنية زراعة الأنسجة لبعض أنواع الفاكهة:

أ- إكثار التوت العماني بتقنية زراعة الأنسجة

محمد عبدالوهاب خميس^١ - وفاء توفيق سعيد^٢ - أحمد حسن جاد الحق^٣
^١ كلية الزراعة - جامعة بنها. ^٢ قسم بحوث الزيتون والمناطق شبه الجافة - معهد بحوث البساتين - مركز البحوث الزراعية - الجيزة - مصر.

أجريت هذه الدراسة في موسمي ٢٠٠٢، ٢٠٠٣ بمعمل زراعة الأنسجة بمعهد بحوث البساتين على التوت العماني صعب التجذير حيث أجريت هذه الدراسة بهدف محاولة إيجاد طريقة قياسية ومناسبة وسريعة لإنتاج نباتات ممتاثلة من التوت العماني وعلى ذلك استخدام تكنيك زراعة الأنسجة متضمنا المراحل التالية (الأساس - التضاعف - التجذير والأقلمة) كالاتي :-
أولا : مرحلة الأساس .

وفي هذا الصدد أجريت تجربة عاملية لدراسة التأثير النوعي لكل من نوع المنفصل النباتي (البرعم الطرفي والعقلة ذات البرعم الواحد) وكذلك نوع البيئة (WPM, MS, B₅) وتركيز أملاحها الأساسية (كاملة، نصف وربع تركيز) على نسبة البقاء ومتوسط طول الفريخات وعدد الوريقات المتكونة فبعد إجراء التعقيم للمفصلات النباتية تم زراعتها على البيئات السابقة الذكر مضاف إلى كل منها ٠,١ ملجم / لتر اندول حمض البيوتريك ، ١ ملجم / لتر بنزول أدنين . فقد أظهرت النتائج المتحصل عليها الآتي: -
■ تفوق البرعم الطرفي على العقلة ذات البرعم الواحد في تسجيل أعلى نسبة بقاء وكذلك طول الفريخات وعدد الأوراق المتكون عليها وكانت أفضل البيئات هي بيئة موراشيغ وسكوج كاملة القوة وكان العكس صحيحا مع العقلة ذات البرعم الواحد التي تم زراعتها على بيئة الأشجار الخشبية ذات الربع تركيز وذلك للقياسات الثلاثة المختبرة.

ثانيا: مرحلة التضاعف.

في هذه المرحلة تم إعادة الزراعة ثلاث مرات متتالية واستمرت كل مرة ٤ أسابيع استخدمت منفصلات نباتية بعمر ٤ أسابيع ناتجة من المرحلة الأولى (الأساس) حيث تم زراعتها على السلائب بيئات السابقة بتركيز قوة كاملة المضاف إليها ثلاث أنواع من السيتوكينينات (بنزول أدنين وأيزوبنتيل أدنين وكينتين) كل بثلاث تركيزات هي ٢-٦ و٤-٦ ملجم / لتر في تبادل وتراكيب مختلفة بينها لدراسة تأثيرها على عدد الأفرع المتكونة وقد أوضحت الدراسة النتائج التالية :-

- تفوقت بيئة موراشيغ وسكوج في زيادة عدد التفريعات على بيئة جامبورج وبيئة الأشجار الخشبية.
 - البنزول أدنين بتركيز ٢ ملجم / لتر كان أكثر تفوقا في هذا الشأن .
 - إضافة الكينتين بتركيز ٦ ملجم / لتر على بيئة جامبورج أو الأشجار الخشبية أعطى أقل عدد تفريعات .
- #### ثالثا : مرحلة التجذير .

تم تجذير الأفرع الجديدة والمتكونة في مرحلة التضاعف على البيئات الثلاثة السابقة بوضع تركيز املاحها الأساسية سواء تحوى على الفحم النشط بتركيز ١ ملجم / لتر أو الخالية منه والمضاف إليها اندول حامض البيوتريك بتركيز ٢ و٤ و٦ ملجم / لتر أو نفتالين حامض الخليك بتركيز ١ و٣ ملجم / لتر أو خليط من اندول حامض البيوتريك (IBA) + نفتالين حامض الخليك بتركيز ٢-٤ ملجم على التوالي حيث قيمت هذه المعاملات بمدى استجابة القياسات الثلاثة (النسبة المئوية للتجذير - عدد الجذور لكل نبات ومتوسط طول الجذر) وقد تفوقت بيئة موراشيغ وسكوج على بيئتي WPM B₅ للقياسات الثلاثة

■ إضافة الفحم المنشط إلى البيئة أدى إلى زيادة معنوية للقياسات الثلاثة.

■ إندول حامض البيوتريك بتركيز ٦ ملجم / لتر سجل أعلى القيم للقياسات الثلاثة السابقة الذكر خاصة نسبة التجذير.

■ تفوقت بصفة عامة التراكيب بين بيئة MS واصافة الفحم مع IBA أو NAA بالتركيز الاعلى بينما كان العكس صحيحا مع بيئة WPM بدون فحم والمزودة ب NAA ا جرام/لتر

رابعا: مرحلة الأقلمة .

في هذه المرحلة أجريت تحت ظروف الصوبة الزجاجية حيث تم نقل نباتات التوت العماني الناتجة من ثلاث معاملات أثناء مرحلة التجذير على البيئات الثلاثة في أصص بلاستيك (٣٠٠ مم) مملوءة بمخلوط معقم من البيت موس والفيرميكوليت والرمل بنسبة حجميه (١:١:١) لمدة ٤ أسابيع لدراسة نسبة البقاء وطول النبات وعدد الأوراق لكل منها وقد أوضحت النتائج المتحصل عليها :-

■ النباتات الناتجة من مرحلة التجذير على بيئة (MS) المضاف إليها 2 ملجم / لتر إندول حامض البيوتريك + ١ جم فحم نشط سجلت أعلى نسبة بقاء - طول النبات وعدد الأوراق (وكان العكس صحيحا للنباتات الناتجة من مرحلة التجذير على بيئة WPM والمضاف إليها ٦ ملجم البيوتريك IBA) لكل من القياسات الثلاثة السابقة .

