

CONTROL OF ROOT KNOT NEMATODE, *Meloidogyne incognita* BY CERTAIN BOTANICAL SOIL AMENDMENTS ON EGGPLANT

Amin, A.W.; A. Y. El-Gendi ; A. I. Afia and Manar M. Sanad
Agricultural Zoology and Nematology Department, Fac. of Agric., Cairo Univ., Egypt.

ABSTRACT

Nine medicinal and aromatic plants viz., santonia, *Artemisia cinae*; neem, *Azadirachta indica*; calotropis, *Calotropis procera*; stramonium, *Datura stramonium*; eucalyptus, *Eucalyptus globulus*; melia, *Melia azedarach*; hamd, *Mesembryanthemum forsskalie*; geranium, *Pelargonium graveolens*; schinus, *Schinus terebinthifolius* were evaluated as botanical organic soil amendments against root-knot nematode, *Meloidogyne incognita* activity in natural and sterilized soils on eggplant under greenhouse conditions. All of botanical organic amendments satisfactory reduced ($p \leq 0.01$) the total number of galls, females and egg-laying females as well as the total number of nematodes in eggplant roots compared with non treated check. Pots receiving hamd, schinus and stramonium performed the best minimizing females number with percentage of redaction 97.9, 95.5 and 94.6% respectively in sterilized soil compared with Mocap (99.1%). While, powder of geranium, neem, calotropis and eucalyptus had comparatively lower effects. In non sterilized soil the best reduction in galls number induced by nematode infection performed with santonia (9), hamd (13), and neem (30.5) compared with Mocap (7) and untreated check (700.0 galls). therefore, the best minimizing female number was recorded when pots received these materials. The best of the percentage of female reduction were 98.8, 98.6 and 97.8 for hamd, santonia and schinus respectively compared with Mocap (99.7). While, powder of calotropis, eucalyptus, neem and geranium had comparatively lower effects. In sterilized soil, nematodes multiplied greater on eggplant than in natural one. The plant growth of eggplant as measured by length of shoot and root and weight of fresh and dry shoot and number of leaves showed an improvement over healthy plant in some treatment. As results, there was a positive reaction, in most cases, between botanical soil amendments treatment and plant growth.

Keywords: eggplant, medicinal and aromatic plants, *Meloidogyne incognita*, natural soil, sterilized soil, soil amendments.

INTRODUCTION

Root-knot nematode, *Meloidogyne* spp. are major pests of economic plants. Throughout the world, root-knot nematode causes an average annual yield losses. Several control measures are employed to suppress this pest in infested areas. Chemicals include fumigants and non-fumigants are the most common methods used to suppress root-knot nematodes (Walker and Wachtel, 1988; Lamberti *et al.*, 2000). Since, the frequently use of nematicides were expensive and highly toxic and of harmful effects on health, efforts are needed to develop alternative nematode management strategies,

effective, safe and low cost methods of control. Many plants are known to have nematicidal effect against plant parasitic nematodes when they are used as botanical soil amendments or plant extracts. There are many reports for using of plant parts as organic amendments for the control of nematodes (Amin and Youssif, 1997 and 1998; Rao et al., 1996; Youssif and Amin 1997 and Ismail 1998). Other investigators are used the plant as extracts or oils (Khurma et al., 1997; Nagesh et al., 1997 and Abbott et al., 1998). In the present study, the evaluation of nine medicinal and aromatic plants compared with Mocap (10 G) on reproduction and development of *Meloidogyne incognita* (Kofoid&White)Chitwood were studied in non sterilized and sterilized soils.

MATERIALS AND METHODS

One-month eggplant seedlings, *Solanum melongena* cv. Long Purple were implanted in 15 cm diam., clay pots. Pots were arranged in the greenhouse into two groups according to the soil type condition; sterilized soil (autoclaved at 121° atmospheric pressure for 30 min.), and 2nd group was natural soil (free of any parasitic nematodes) and non-sterilized.

Nine aromatic and medicinal plants were air-dried and ground. These plant species were Santonia, *Artemisia cinae*, neem, *Azadirachta indica*, caotropis, *Calotropis procera*, stramonium, *Datura stramonium*, eucalyptus, *Eucalyptus globulus*, melia, *Melia azedarach*, hamd, *Mesembryanthemum forsskalie*, geranium, *Pelargonium graveolens*, schinus, *Schinus terebinthifolius*. Five gram per pot ground plant were thoroughly mixed with the soil seven days before nematode inoculation. Each pot was inoculated with 1000 infective stages of *Meloidogyne incognita*. Un-inoculated - untreated four pots were served as a healthy plant and other four pots inoculated-untreated served as a nematode control. There were four replicates of each treatment. The experiment was repeated twice for two soil conditions. The pots were arranged in a completely randomized design in a greenhouse at 30±5C°. The pots were watered daily. After six weeks of nematodes inoculation, eggplant plants were carefully uprooted and nematodes in roots were counted by staining the roots in a lactophenol-acid Fuchsin solution for 2-3 minutes and cleared in pure lacto-phenol (Franklin, 1949). The number of galls, females and egg-masses were examined and calculated under stereomicroscope. The total number of non-parasitic and parasitic nematodes in soil were extracted by sieving method followed by Baermann tray technique and counted. Length and weight of shoots and roots, shoot dry weight and number of leaves were recorded. Data was statistically analyzed using New Least Significant Difference (New LSD).

RESULTS

Data represented in Tables 1 and 2 showed that all tested botanical soil amendments, hamd, stramonium (leaves and seeds), schinus, neem, santonia, calotropis, melia, eucalyptus and geranium had highly significant reduction in root-knot nematode population on eggplant in both soil conditions.

Table 1: Effect of certain botanical soil amendments in controlling *Meloidogyne incognita* on eggplant implanted in sterilized soil.

Treatments	No. Nematodes in soil	No. Galls	No. Nematodes in root			Total eggs	Total No. Nematodes	RF*	No free living nematodes
			immature stages	Females	Egg-masses				
<i>Artemisia ciniae</i>	28.8	93.5	84.0	83.5	34.5	2259.8	196.3	0.20	562.5
<i>Azadirachta indica</i>	30.0	144.5	86.5	133.5	94.5	6709.5	250.0	0.25	417.5
<i>Calotropis procera</i>	21.3	144.5	89.0	119.5	83.5	3615.6	229.8	0.23	647.5
<i>Datura stramonium</i>	0.0	43.3	31.0	35.8	22.5	585.0	66.8	0.07	241.3
<i>Datura stramonium</i> *	146.3	201.0	146.0	198.0	145.0	3741.0	490.3	0.49	551.3
<i>Encalyptus globulus</i>	86.3	167.0	148.0	114.0	79.0	3420.7	348.3	0.35	953.8
<i>Melia azedarach</i>	168.8	126.0	103.0	75.5	49.5	2029.5	347.3	0.35	1895.0
<i>Mesembryanthemum forsskalet</i>	35.0	27.0	30.0	14.0	11.0	143.0	79.0	0.08	1360.0
<i>Petargonium graveolens</i>	147.5	172.0	130.0	142.0	57.0	2878.5	419.0	0.42	902.5
<i>Schinus terebinthifolius</i>	115.0	53.0	51.0	30.0	24.0	1099.2	196.0	0.20	197.5
Mocap (10G)	32.5	14.0	9.0	6.0	3.0	31.5	47.5	0.05	268.8
Inoculated plants (Check)	6089.0	829.0	289.0	668.0	357.0	70257.6	7046.0	7.05	2041.3
New LSD (p ≤ 0.05)	342.8	64.5	50.1	55.4	66.1	22.2			
New LSD (p ≤ 0.01)	460.5	460.5	67.4	74.5	88.8	29.8			

* RF(Rate of build up) = P1 (Nematode final population) / P1 (Nematode initial population)
 † = seeds

Table 2: Effect of certain botanical soil amendments in controlling *Meloidogyne incognita* on eggplant implanted in natural soil (non sterilized).

Treatments	No. Nematodes in soil	No. Galls	No. Nematodes in root			Total No. Nematodes	RF*	No free living nematodes		
			immature stages	Females	Egg-masses				Eggs/egg-mass	Total eggs
<i>Artemisia ciniae</i>	20.0	9.0	5.5	8.0	2.5	19.3	48.3	33.5	0.03	353.8
<i>Azadirachta indica</i>	8.8	30.5	19.0	19.5	10.5	33.5	351.8	47.3	0.05	293.8
<i>Calotropis procera</i>	30.0	100.5	63.5	100.5	60.8	46.0	2796.8	194.5	0.19	283.8
<i>Datura stramonium</i>	13.8	41.0	31.5	17.0	11.0	16.3	179.3	62.3	0.06	322.5
<i>Datura stramonium</i> *	25.0	128.5	107.5	93.5	60.0	27.5	1650.0	226.0	0.23	231.3
<i>Eucalyptus globulus</i>	58.8	87.5	80.0	72.5	34.0	26.0	884.0	211.3	0.21	318.8
<i>Melia azedarach</i>	43.8	82.0	53.5	67.0	33.0	25.8	851.4	164.3	0.16	526.3
<i>Mesembryanthemum forsskalei</i>	0.0	13.0	16.0	7.0	1.0	4.5	4.5	23.0	0.02	757.5
<i>Pelargonium graveolens</i>	93.8	92.0	95.0	63.5	8.5	27.0	229.5	252.3	0.25	176.3
<i>Schinus terebinthifolius</i>	26.3	47.0	52.0	12.5	7.0	13.8	96.6	90.8	0.09	666.3
Mocap (10G)	0.0	7.0	6.0	2.0	1.0	3.0	3.0	8.0	0.01	200.0
Inoculated plants (Check)	4762.0	700.0	254.0	577.0	341.0	119.5	40749.5	5593.0	5.59	3827.5
New LSD (p ≤ 0.05)	338.9	52.7	41.6	45.1	16.0	8.5				
New LSD (p ≤ 0.01)	455.2	70.8	55.8	60.6	21.5	11.5				

* Seeds

** RF (Rate of build up) = Pf (Nematode final population)

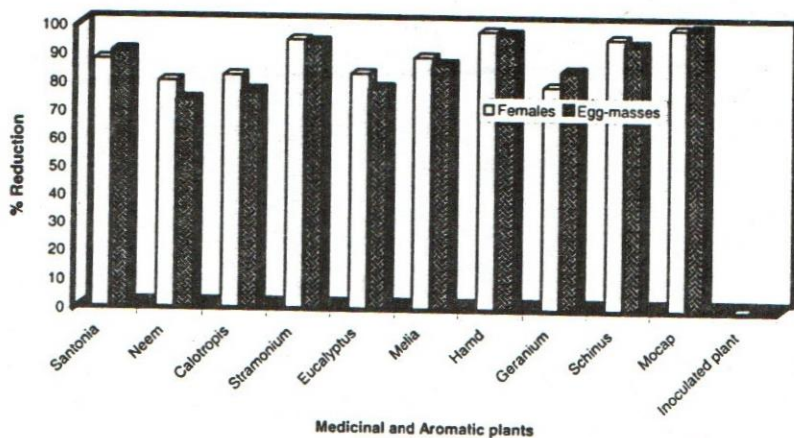
Pi (Nematode initial population)

On the other hand, in sterilized soil, pots received hamd, stramonium or schinus were highly significant reduced the number of galls, females, egg-masses, total number of nematodes and rate of build up followed by neem and santonia. Population of nematodes multiplied greater in sterilized soil than non sterilized one (Fig.3).

Regarding data in Table 1 , obviously that all treatments caused highly significant reduction in galls number induced by nematode infection. Best reduction was performed with hamd (27.0) , stramonium leaves (43.3) and schinus (53.0) comparad with Mocap (14.0) and untreated check (829.0). Therefore , pots receiving hamd , stramonium or schinus performed the best minimizing females number with percentage of redaction 97.9 , 94.6 and 95.5 respectively in sterilized soil. Similar trend was noticed with egg-masses, total nematodes and rate of build up (Fig. 1). While, powder of geranium, neem, calotopis and eucalyptus had comparatively lower effects.

In natural soil (non-sterilized), hamd, santonia, and neem caused highly significant reduction in gall, females, egg-masses numbers and rate of build up of root-knot nematode population on eggplant. Best reduction in galls number induced by nematode infection performed with santonia (9), hamd (13), and neem (30.5) compared with Mocap (7) and untreated check (700 galls). Therefor, the best minimizing female number was recorded when pots received these materials with percentage of female reduction (98.8), (98.6) and (96.6) respectively compared with Mocap (99.7) Fig. 2.

Fig 1: Effect of botanical soil amendments on the reduction of females and egg-masses of *Meloidogyne incognita* on eggplant implanted in sterilized soil.



Similar trend was noticed with egg-masses, total number of nematodes and rate of build up. While, powder of calotopis, eucalyptus, neem and geranium had comparatively lower effects. In both soil condition, it's clearly noticed that, hamd had not effected in decreasing free living nematodes in soil while, other materials did. However, pots received santonia showed better results over healthy plants in fresh weight, number of leaves and root length folowed by neem, stramonium and calotopis in both soil conditions (Tables 3 and 4).

Fig. 2: Effect of certain botanical soil amendments on reduction of female and egg-masses of *Meloidogyne incognita* on eggplant implanted in non-sterilized (natural soil).

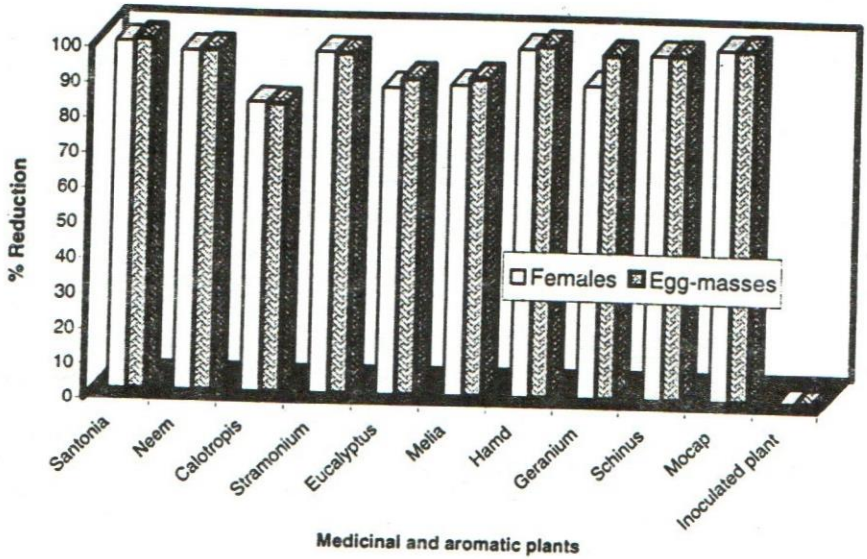


Fig. 3 : Effect of botanical soil amendments on *Meloidogyne incognita* rate of reproduction (RF) on eggplant implanted in two soil conditions.




Table 3: Effect of certain botanical soil amendments on plant growth of eggplant seedling infecting with *Meloidogyne incognita* implanted in sterilized soil.

Treatments	Shoot			Root		
	length	Fresh weight	Dry weight	No. Leaves	Length	Fresh weight
<i>Artemisia cinnae</i>	44.3	31.1	4.8	8.5	30.5	7.4
<i>Azadirachta indica</i>	40.5	27.0	3.8	7.0	25.3	5.8
<i>Calotropis procera</i>	41.8	26.8	3.4	8.3	27.8	6.9
<i>Datura stramonium</i>	38.8	22.9	3.4	7.5	22.0	3.9
<i>Datura stramonium</i>	39.3	20.3	2.3	7.3	23.3	3.1
<i>Eucalyptus globulus</i>	37.5	18.9	2.3	7.5	18.0	2.0
<i>Melia azedarach</i>	39.5	20.9	1.9	7.3	21.8	3.4
<i>Mesembryanthemum forsskalei</i>	39.8	16.0	2.0	6.0	18.5	2.5
<i>Pelargonium graveolens</i>	36.8	25.1	2.9	7.5	22.0	4.5
<i>Schinus terebinthifolius</i>	40.8	24.3	3.1	7.3	24.5	3.8
Mocap (10G)	36.0	4.5	3.1	8.0	21.3	4.1
Inoculated plants (Check)	39.0	15.1	3.5	7.3	16.8	1.9
Healthy plants	45.3	28.1	5.1	7.8	23.8	10.0
New LSD ($p \leq 0.05$)	5.3	7.7	1.6	N.S	4.3	3.6
New LSD ($p \leq 0.01$)	N.S	10.3	2.1	N.S	5.7	4.8

Table 4: Effect of certain botanical soil amendments on plant growth of eggplant seedling infecting with *Meloidogyne incognita* implanted in natural soil (non sterilizedsoi).

Treatments	Shoot			Root		
	length	Fresh weight	Dry weight	No. Leaves	Length	Fresh weight
<i>Artemisia cinnae</i>	47.8	35.1	4.9	9.5	35.8	10.3
<i>Azadirachta indica</i>	43.8	27.8	3.9	8.5	26.8	12.3
<i>Calotropis procera</i>	44.5	27.4	3.8	9.8	30.3	9.5
<i>Datura stramonium</i>	39.5	26.3	3.5	7.5	26.5	8.3
<i>Datura stramonium</i>	42.3	21.6	2.6	8.0	24.3	4.0
<i>Eucalyptus globulus</i>	40.0	17.0	2.3	7.8	19.5	2.0
<i>Melia azedarach</i>	40.8	23.1	3.0	7.5	22.8	5.4
<i>Mesembryanthemum forsskalei</i>	40.5	21.0	2.0	6.5	22.0	2.5
<i>Pelargonium graveolens</i>	42.5	26.5	3.6	8.8	22.5	6.1
<i>Schinus terebinthifolius</i>	44.3	24.3	3.4	7.8	24.8	7.8
Mocap (10G)	36.0	06.0	3.9	11.5	21.8	4.4
Inoculated plants (Check)	42.3	17.5	3.6	8.0	20.0	2.5
Healthy plants	46.3	31.5	5.4	9.3	30.3	10.0
New LSD ($p \leq 0.05$)	5.1	09.0	1.3	2.4	4.5	6.6
New LSD ($p \leq 0.01$)	6.8	12.1	1.7	N.S	6.0	N.S

DISCUSSION

Non-chemical control measures were assessed under greenhouse conditions to find out a practical solution for controlling the root-knot nematode, *Meloidogyne incognita* infecting eggplant. Soil amended with decomposable organic matter is recognized as most efficient method of changing soil and rhizosphere environments thereby diversely affecting the life cycle of nematodes and enabling the plant to resist attack of nematode juveniles through better vigor and / or altered root physiology.

We are focusing in this discussion on certain components of the nematode integrated strategy including soil amended with organic manures and some residues or fragments of certain medicinal and aromatic plants, in relation to their efficacy in suppressing nematode activities and reproductive potentiality under pot conditions .

In this study soil nematode populations generally, showed highly significant downward trends at the end of trials in treatments containing *Meloidogyne incognita* infecting eggplant. There were differences in gall indices, numbers of egg-masses resulted from the tested materials in both soil condition. Either there were significant differences in fresh and dry shoot or fresh root weights due to the treatment effects.

Soils that suppress nematode multiplication usually contain range of natural enemies, which attack their host at different stages in its life cycle. Similar trends could be noticed after the decomposition of organic materials in soil. Each may kill relatively few nematodes, but the combined effects of several aspects of biological control agents may prevent nematode population from increasing.

The decomposition of organic matter at the site of nematode population is more effective as a control than partly or fully decomposed material, thus our organic substances were incorporated into soil under experimentation to decompose in nematode site. Our results indicate significant increase in plant growth criteria and remarkable nematode reduction in soil treatments amended with plant residues and organic manures. Plant growth increase due to soil amendments is attributable not only to control root-knot but also to amount and speed of availability of plant nutrients.

In some treatments the populations of free living nematode larvae were always lower in certain amended than in non-amended soil, and were correlated with decrease in the numbers of root-knot larvae in most treatment.

The root-knot nematode, *Meloidogyne incognita* was controlled more effectively and host plants were greater when hamd, stramonium, schinus and santonia were applied as soil amendments than in the un-treated check. Treatments containing *Meloidogyne incognita* and the previous materials exhibited the lowest numbers of galls, egg-masses, females, and number of eggs per egg-mass in the greenhouse tests. Soil amended with santonia, schinus, hamd, and melia had resulted in a significant increase in shoot fresh weight, root fresh weight and shoot dry weight compared with check.

The application of the previous medicinal and aromatic plant parts had resulted also in the best control of *Meloidogyne incognita* over all the screened materials. The addition of certain plant fragments of well documented and potent medicinal plants were found to be successful in reducing nematode biological activities and improved plant vigoriness i. e. *Azadirachta indica*, *Melia azedarach*, *Asparagas sp.*, *Ricinus communis*, *Lantana indica*, and *Eucalyptus restrate* (Akhtar and Alam, 1989 ; Montasser, 1991 (a,b), and Farahat et al., 1994). They proved the great inhibitory effect of neem components on plant parasitic nematodes infecting wide range of host plants. Azadirachtin, nimbidine and thiomemone, are the major nematotoxic compounds that have been found in neem trees, (*Azadirachta indica* and *Melia azaderach*).

Al-Mihanna et al. (1999) fund that the addition of dry leaves of eucalyptus caused obvious reduction in wheat cyst nematode, *Heterodera avenae* under field conditions. Many kinds of medicinal plants have been reported in the literature possessing nematicidal properties against pathogenic nematodes. These plants attracted the attention of numerous research workers to explore this area of interest. Ramakrishnan et al. (1999) found that the highest nematode mortality (77.2%) was recorded by *Azadirachta indica* followed by *Melia azedarach* (73.3%). Mortality increased with increasing concentrations of plant extracts and exposure time. Our findings are in agreement with these results.

The majority of the tested plants has been found to possess nematicidal substances that may be released in soil during degradation. Sharma et al, (1985) stated that dry leaf powders of tagetes and neem reduced population of *Meloidogyne incognita* and improved the growth parameters of sunflower. The antagonistic action of the powder materials on the nematode development and reproduction, revealed the beneficial impact against the nematode. Powders of lantana, tagetes, garlic, neem, majoranum, eucalyptus, sea ambrosia, or asparagus achieved the best results, while powders of artemisia, periwinkle, bitter jasmine, castor or, rosemary had comparatively, lower effects. The great effect of these materials were experimentally proved by many assumptions of numerous investigators, El-Zawahry , 1994 ; Vats et al. 1995 ; El-Gonimy, 1996 ; Mostafa , 1997 and El-Rab, 2000.

Our results clearly proved that addition of botanical amendments to the soil reduced infestation level of *Meloidogyne incognita* in eggplant roots. The application of farmyard manures appeared to hamper the development of nematodes in the plant when they developed more slowly than in plants grown in unamended pots.

The addition of organic materials to soil stimulates activity of actinomycetes, algae, bacteria, fungi, microbivorous nematodes, and others (Rodriguez-Kabana and Morgan-Jones, 1987). The deleterious effect on plant-parasitic nematodes can be associated with the increased populations of parasitic or antagonistic organisms as well as the accumulations of decomposition products and microbial metabolites (Goodey et al ., 1983).

Additionally, organic residues have been associated with build up of free-living nematodes in soil where nematophagous fungi were present, and

high infection of free-living nematodes contributed to the control of plant-parasitic nematodes (Esnard *et al.* , 1998).

As the organic matter decomposes in soil, saprophytic nematodes increase rapidly subsisting on decomposition products and on associated microorganisms. This rise in the saprophytic forms leads to subsequent increase in the numbers of predators. When decomposition neared completion, the availability of saprophytic nematodes decreases and the predators may consume a large portion of parasitic forms and minimize their inoculum in soil. Predacious fungi have been reported to decrease after organic addition (Ragab *et al.* , 1973).

It was realized by (Badra, 1977) in his study that the incorporation of soil organic amendments into soil undergoes a multitude of decomposition processes initiated and continued by inhabitant soil micro-organisms. This decomposition avail plants of abroad variety of macro – and micro-elements released slowly at a rate that matches plant uptake .

Fatty acids and phenol are the main substances included in or formed by the decomposition of these materials. It was verified that fatty acids and phenol had high nematicidal potency.

No doubt other nematicidal compounds could be partially involved in nematotoxicity of organic amendments. Microbial activity on organic substances liberates several gasses like ammonia. Ammonia is recognized as a decomposition product and toxic tool of considerable magnitude in this respect. Some studies gave few clues to the relationship between metabolism of aromatic amino acids (phenyl-alanine and tyrosine) and rapid synthesis of phenolics as induction of resistance in plants (Pegg and Sequeira , 1968).

Finally, it could be summerized that one of the important points in nematode control, the point refers to the understanding that botanical soil amendments should be seen as replacements, effective, safe and lower coast methods for control plant parasitic nematodes and decrease nematicides treatments and maintain higher efficient nematode management to integrate with other method.

REFERENCES

- Abbott, T. P.; Vaughn, S.F.; Dowd, P. F; Mojtahedi, H. and R.F. Welson (1998). Potential uses of sicklepod (*Cassia obtusifolia*). *Industrial crops and products*, 8: 77-82.
- Akhtar, M., and M. M. Alam (1989). Evaluation of nematicidal potential in some medicinal plants. *International Nematology Network News L*. 7: 21 – 22.
- Al-Mihanna, A. A., M. Belal, and A. A. Farahat (1999). the addition of chicken manure and eucalyptus dry leaves in relation to the management of *Heterodera avenae* and incidence soil – borne fungus . *Agric. Sci. Mansoura university*, 24 (8) :4221–4228.

- Amin, A.W. and M.M.A. Youssef. (1998). Efficiency of certain plant leaves for controlling *Meloidogyne javanica* and *Rotylenchulus reniformis* infecting sunflower in Egypt. International J. Nematol., 7: 198-200.
- Amin, A.W. and M.M.A. Youssef (1997). Effect of organic amendments on parasitism of *Meloidogyne javanica* and *Rotylenchulus reniformis* and growth of sunflower. Pak.J.Nematol., 16: 63-70.
- Badra, T. A. (1977). Role of organic and inorganic amendments in nematode control. Ph. D. Thesis. Fac. Agric. Cairo Univ. Pp. 135
- El-Gonimy M. Ahlam (1996). Role of green manure and crop residues in management of nematode infecting the economic crops in desert new lands. M. Sc. thesis, Fac. Agric., Cairo Univ. Egypt. Pp. 145.
- El-Rab, S. M. G. (2000). Studies on the effect of Damsis sp. dry matter (*Ambrosia martimala* L.) as natural material to control nematodes of plant-houses cucumber. Egyption J. Hort. 27 (3) : 373 – 383.
- El-Zawahry, A. M. (1994). Effect of marigold, *Tagetes erecta* on *Meloidogyne javanica* infecting tomato and *Tylenchulus semipenetrans* infecting citrus. Egypt. J. Appl. Sci. 9 (4) : 354 – 363.
- Esnard, J., N. Marban – Mendoza, and B. M. Zuckerman (1998). Effect of three microbial broth cultures and an organic amendment on growth and populations of free – living and plant parasitic nematodes on banana . European Journal of Plant Pathology. 104 : 457 – 463 .
- Farahat, A. A., H. H. Hendy, H. I. El Nagar, and El-Ghonemy M. Ahlam (1994). The time of application of dry ground leaves in relation to the reniform nematode reproduction on sunflower . Egypt J. Appl. Sci., 9 : 79– 97.
- Franklin, M. T.(1949). A cotton blue lactophenol technique for mounting plant parasitic nematodes. J.Heminth., 23: 175-178.
- Goodey, G., R. Rodriguez-Kabana, R. A. Shelby, and M. Morgan- Jones (1983). Chitin amendments for control of *Meloidogyne arenaria* in infested soil. II. Effects on microbial population. Nematropica .
- Ismail, A.E. (1998). Effect of soil amendments with some hardwood barks on reproduction of *Rotylenchulus reniformis* and growth of sunflower. Pak. J.Nematol., 16: 137-144.
- Khurma, U. R.; Archana, S. and A. Sindh (1997). Nematicidal potential of seed extracts: In vitro effects on juveniles mortality and egg hatch of *Meloidogyne incognita* and *Meloidogyne javanica*. Nemat. Medit., 25: 49-54.
- Lamberti F., T. D'addabbo, P. Greco, A. Garella and A. De Losmis (2000). Management of root-knot nematodes by combination of soil solarization and fenamiphos in southern Italy. Nematologia Mediterranea 28: 31-45.
- Montasser, S. A. (1991a). The efficacy of some organic manure in the control of root - knot nematode on okra . Pakistan Journal of Nematology . 9 (2) : 139 - 143 .
- Montasser, S. A. (1991b). Effect of decomposing dry leaf powders on the incidence of root galls and growth of tomato. Ann. J. Of Agric. Sci.,Moshtohor. 29 : 1739–1750.

مكافحة نيماتودا تعقد الجذور *Meloidogyne incognita* بالتسميد النباتي
العضوي لبعض النباتات الطبية والعطرية على نباتات الباذنجان
أمين وفدى أمين - عبد المنعم ياسين الجندي - أشرف عافية - منار مصطفى سند
قسم الحيوان الزراعي والنيماتولوجيا - كلية الزراعة - جامعه القاهرة - مصر

تم دراسة تسع أنواع من المسحوق الجاف لأوراق النباتات الطبية و العطرية وهى
الحمى، الفلفل العريض، العشار، الشيخ البلدى، العتر، الزنلخت، النيم، الكافور البلدى،
والداتورا الخضراء (أوراق و بذور) و استخدامها كمواد عضوية نباتية فى مكافحة نيماتودا تعقد
الجذور *Meloidogyne incognita* على نباتات الباذنجان فى تربة طبيعية غير معقمة وتربة
معقمة بالبخار تحت ضغط. دلت النتائج أن كل المعاملات خفضت معنويا من أعداد العقد الجذرية
للنيماتودا وأعداد الإناث وأكياس البيض وكذلك متوسط عدد البيض فى كيس البيض و بالتبعية
انخفض معدل تكاثر النيماتودا مقارنة بمبيد الموكاب المحبب (١٠%) والنباتات غير المعاملة.
أعطت النباتات التى عوملت بأوراق الحمى، الفلفل العريض و الداتورا الخضراء أحسن النتائج فى
خفض نسبة أعداد الإناث فى التربة المعقمة و التى سجلت ٩٧,٩ و ٩٥,٥ و ٩٤,٦% لكل من المواد
السابقة على التوالى. وكانت أحسن النتائج فى خفض أعداد العقد النيماتودية عند استخدام مسحوق
نباتات الشيخ البلدى (٩ عقد)، الحمى (١٣ عقدة) و النيم الهندى (٣٠,٥ عقدة) فى التربة غير
المعقمة مقارنة بالموكاب (٧ عقد) و الكنترول غير المعامل (٧٠٠ عقدة). وعلى هذا إنخفضت
أعداد الإناث بنسبة ٩٨,٨ و ٩٨,٦ و ٩٧,٨% لكل من المواد الحمى، الشيخ و الفلفل العريض
على التوالى. وسجلت القياسات على النمو الخضرى متمثلة فى أطوال الجذر و المجموع الخضرى
و أوزان المجموع الخضرى (جاف و طازج) و الجذرى و عدد الأوراق لنباتات الباذنجان معدل نمو
أعلى فى بعض المعاملات فاقت التى سجلت على النباتات السليمة غير المعاملة و غير المعداة
بالنيماتودا. لذلك لوحظ علاقة إيجابية فى أغلب الحالات بين إضافة تلك المواد الطبيعية و العطرية
كمواد عضوية نباتية فى التربة و معدل النمو النباتى.

- Mostafa, M. A. (1997). Ecological and biological studies on nematodes associated with certain medicinal and aromatic plants. Ph. D. Thesis. Al-Azhar Univ., Fac. Agric. Pp. 168.
- Nagesh, M.; Reddy, P. P. and M.S. Rao (1997). Integrated management of *Meloidogyne incognita* on tuberose using *Paecilomyces lilacinus* in combination with plant extracts. *Nemat. Medit.*, 25: 3-7.
- Pegg, G. F., and L. Sequeira (1968). Stimulation of aromatic biosynthesis in tobacco plants infected by *Pseudomonas solacearm*. *Phytopathology*, 58 (4) : 476 – 483.
- Ragab, M. M., D. M. El-gindi, and H. Z. Aboul-Eid (1973). Occurrence of certain nematode-trapping fungi in organic manured soil . 1st . Cong. Egypt. *Phytopath. Soc.*, Cairo, 12 – 15 Nov., P. 51.
- Rao, M.S.; Reddy, P..P.; Mittal, A.; Chandravadana, M.V. and M. Nagesh (1996). Effect of some secondary plant metabolites as seed treatment agents against *Meloidogyne incognita* on tomato. *Nemat. Medit.*, 24: 49-51.
- Ramakrishnan, S., C. R. Gunasekaran, S. Vadivelu, S. M. Viswanath and S. Vadivelu (1999). Effect of various aqueous leaf extracts on the larval mortality of *Meloidogyne incognita*, infesting tobacco . *Tobacco Res.* 25 (1): 37–39 .
- Rodriguez-Kabana, R. and G. Morgan-Jones (1987). Biological control of Nematodes : Soil amendments and microbial antagonists . *Plant and Soil* . 100 : 137–147.
- Sharma, S. C., P. C. Trivedi, and B. Tiagi (1985). Effect of green manuring on population of *Meloidogyne incognita* on muskmelon. *Int. Nematol. Network Newsl.* 2(1): 7–9.
- Vats, R., S. N. Nandal, and M. R. Dala (1995). Efficacy of different plant extracts for managing root-knot nematodes, *Meloidogyne javanica* on tomato. *Haranya Agric. Univ. J. Res.* 25(3): 113–116.
- Walker G. E. and M. F. Wachtel (1988). The influence of soil solarization and non-fumigant nematicides on infection of *Meloidogyne javanica* by *Pasteuria penetrans*. *Nematologica* 34: 477-483.
- Youssef, M.M.A. and A. W. Amin (1997). Effect of soil amendment in the control of *Meloidogyne javanica* and *Rotylenchulus reniformis* infecting cowpea. *Pak.J.Nematol.*, 15: 55-63.