



Decolorization of Reactive Dyes, Part II: Eco-Friendly Approach of Reactive Dye Effluents Decolorization Using Geopolymer Cement Based on Slag

Morsy A. El-Apasery^{1*}, Amal A. Aly², Doaa A. Ahmed³



¹ Dyeing, Printing and Textile Auxiliaries Department, Textile Research and Technology Institute, National Research Centre, 33 El Buhouth St., Cairo 12622, Egypt

²Textile Research and Technology Institute (TRT), Pretreatment and Finishing of Cellulosic based Textiles Department, National Research Centre, 33 El Buhouth St., Cairo 12622, Egypt

³Chemistry Department, Faculty of Women for Arts, Science and Education, Ain Shams University, Cairo, Egypt.

Abstract

We carried out this study in order to reduce pollution rates by treating the water produced from dyeing operations using reactive dyes, by removing the color from the liquid wastes of yellow 145 using two different types of slag-based geopolymer. The factors affecting the decolorization were optimized according to various parameters such as the dose of adsorbents, treatment time, at different pH and dose of the dye used.

Keywords: Reactive dyes, Geopolymer, Slag.

1. Introduction

Cement and concrete are broadly used in building and construction material in the world. Manufacture of Portland cement consumes huge amounts of energy and raw materials and emits a lot of CO₂ which responsible for global warming. Global annual cement production is predicted to be 5.9 billion tons with more than 4.8 billion tons CO₂ production by 2020[1]. The alkali activation of waste materials has become an important area of research because of the possibility for using industrial wastes like ground granulated blast furnace slag (GGBFS), fly ash and metakaolin, to convert them to useful environmental friendly, inexpensive, technologically advantageous cementitious materials with the added advantages of low carbon-dioxide emissions[2,3]. Geopolymer was described by Davidovits [4] as a type of amorphous aluminosilicate cementitious material which prepared from natural aluminosilicate or industrial by-product such as metakaolin, fly ash and ground granulated blast furnace slag. It is produced by the alkali activation of aluminosilicate raw materials by polymerization in presence of high pH environment. The polymerization reaction includes the formation of three-dimensional polymeric chains by Si-Al minerals to form a ring structure which consist of Si-O-Si bonds [5]. These binders may resolve the

problems of construction industry. Geopolymer cements GPC reduces 80% CO₂ and is more economical and at the same time uses industrial/agricultural wastes [1,6]. Pozzolanic materials must contain of siliceous or a combination of siliceous and aluminous material in a very finely divided form, and they react with calcium hydroxide in the presence of moisture at ordinary temperatures, to form compounds have comparable performance to ordinary Portland cements OPC. Several studies suggested that various industrial waste materials have been used as a source of alumina and silica for the preparation of geopolymers[1,7,8]. Ground granulated blast furnace slag (GGBFS) is a pozzolanic material and can be identified as a by-product obtained in the manufacture of pig iron in the blast furnace and is formed by the combination of iron ore with limestone flux. GBFS used as a base material consists of aluminosilicate raw material that can be activated by alkali hydroxide and silicate. Alkali activation of slag leads to a reaction product similar to calcium silicate hydrates (C-S-H) gel (a major product of OPC hydration)[7]. Many researchers examined the incorporation of slag with industrial waste products such as fly ash (FA), cement kiln dust CKD and silica fume SF [9 – 12]. Geopolymers can be used in different applications

*Corresponding author e-mail: elapaserym@yahoo.com; (Morsy Ahmed Elapasery).

Receive Date: 20 June 2022, Revise Date: 22 June 2022, Accept Date: 22 June 2022.

DOI: [10.21608/ejchem.2022.146015.6355](https://doi.org/10.21608/ejchem.2022.146015.6355).

©2022 National Information and Documentation Center (NIDOC).

will be that required to give a paste permitted the settlement of the vicat plunger (10 mm in diameter) to a point 5 to 7 mm from the bottom of the vicat mould.

2.4.2. Stopping of hydration

The cubes which subjected to be tested is took and crushed then put in the stopping solution consists of ethanol / acetone (1:1 by volume), the mixture is left on electrical magnetic stirrer for 30 minutes. The residue is filtered and washed with ethanol and then is dried at 50 °C for 24 hrs. Then dried samples were ground to obtain a mean particle diameter of 100 μm and stored in a desiccator.

2.5 Adsorption experiments

Specific amount of the adsorbent were shaking at 30 °C and 140 rpm with 100 mL of dye solution. The supernatant of the samples solutions were separated by filtration. Absorbance at maximum wavelength ($\lambda_{max} = 475 \text{ nm}$ for yellow 145 dye) using SHIMADZU spectrophotometrically was estimated and computing concentration from the calibration curve. The amount of dye adsorbed onto the adsorbent, q_e (mg/g) was calculated by mass balance relationship.

$$q_e = (C_o - C) V/W \quad (1)$$

Where C_o , is initial dye concentrations (mg/L); C , is the equilibrium liquid-phase concentrations of dye (mg/L); V the volume of solution (L) and W the weight of the adsorbent (g).

$$\text{Removal efficiency\%} = 100(q_e / C_o) \quad (2)$$

3. Results and discussion

3.1. Characterization of the adsorbent

The chemical compositions of the starting materials and various mixes in addition to, the water/solid ratio of prepared geopolymer pastes were listed in tables 1 and 2.

Table (1): Chemical oxide composition of starting materials by XRF, mass%.

Oxides, %	GGBFS	FA
SiO ₂	32.86	63.10
Al ₂ O ₃	7.02	26.54
Fe ₂ O ₃	1.14	5.40
CaO	42.56	2.33
MgO	11.58	0.52
SO ₃	2.50	----
Na ₂ O	0.29	----
K ₂ O	0.15	0.09
Cl ⁻	----	0.85

L.O.I	0.93	----
Total	99.03	98.83

Table (2): Mix composition of the investigated mixes and liquid/solid (L/S) ratio.

Mix No	Mix Name	GGBFS	FA	Na ₂ SiO ₃ %	NaOH %	L/S ratio
1	S	100	----	15	10	0.43
2	SF ₁	90	10	15	15	0.53

3.2 Factors affecting on the adsorption

3.2.1 Effect of pH

The change in the removal efficiency % when using the dye effluent of reactive yellow 145 dye under the pH of the adsorption bath is illustrated in Figure 2. In order to determine the optimum pH value of the geopolymer mixes treated dye was carried out at different pH (2-10). The results from Figure 2 show the following firstly that with all of the dyebaths effluents, the removal efficiency % increases with increasing pH up to extreme values and then decreases. Secondly, for the dye effluent of reactive yellow 145 dye, the maximum removal efficiency % was at pH 5 when using geopolymer mix S and pH 3 when using geopolymer mix SF₁, which reached its maximum value at 27.9% and 29.1%, respectively.

3.2.2 Effect of adsorbent dose

It is of value to mention here that figure 3 shows the effect of adsorbent concentration on the removal efficiency %. The adsorption of the dye under study was examined with different concentrations (0.01 – 0.2 g/100 mL) of the different geopolymer mixes, for 120 min for using the dye effluent of reactive yellow 145 dye. The dye concentration was (10 ppm) at pH 5 for geopolymer mix S and pH 3 for geopolymer mix SF₁, respectively. The results of figure 3 show an increase in the removal efficiency % of the dye by increasing the weight of the adsorbent until it reached the maximum degree at (0.03 g / 100 mL) for both treatment materials S and SF₁ where the decolorization peaks of the maximum value reached 41.3% and 52.5%, respectively. The reason may be in this high decolorization rate due to the increase in the number of ions competing for accessible binding sites on the surface of the adsorbent.

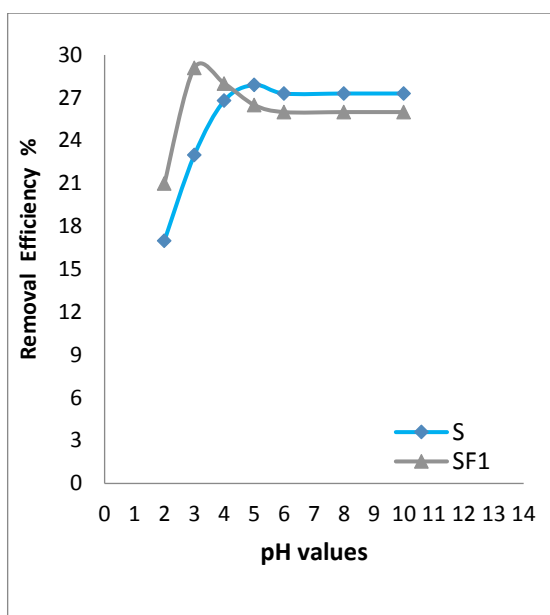


Figure 2. Effect of pH on dye removal efficiency % (Time 120 min, Temperature 30°C, weight of adsorbent 0.01g, concentration of dye 10 ppm)

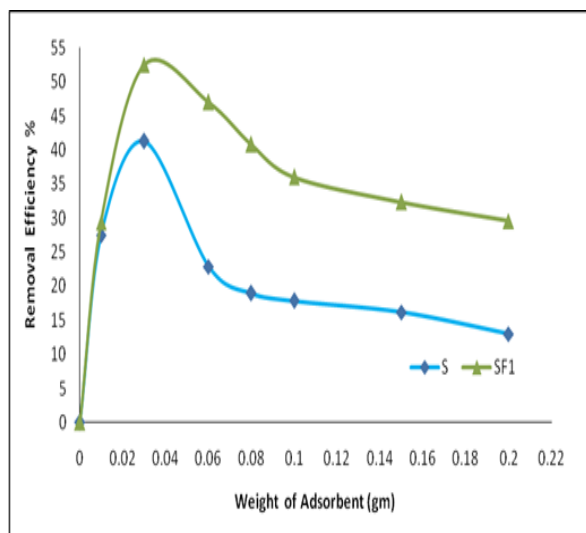


Figure 3. Effect of adsorbent weight on the removal efficiency % (Time 120 min, Temperature 30°C, concentration of dye 10 ppm, pH 5 for geopolymer mix S and pH 3 for geopolymer mix SF1)

3.2.3 Effect of time

It is also worth noting here that in order to determine the optimal duration of interaction of reactive dyes with the geopolymer mixes, the treatment was carried out according to fixed process parameters for different time periods (60-300 minutes). The results of figure 4 show that increasing the removal efficiency % of the dye by extending the adsorption time.

The longer the time the increasing amount of the removed color until it reached a maximum value and then, removal efficiency % was stable. The decolorization rate of S geopolymer is 46% at 240 min and 58% at 180 min for SF1 mix.

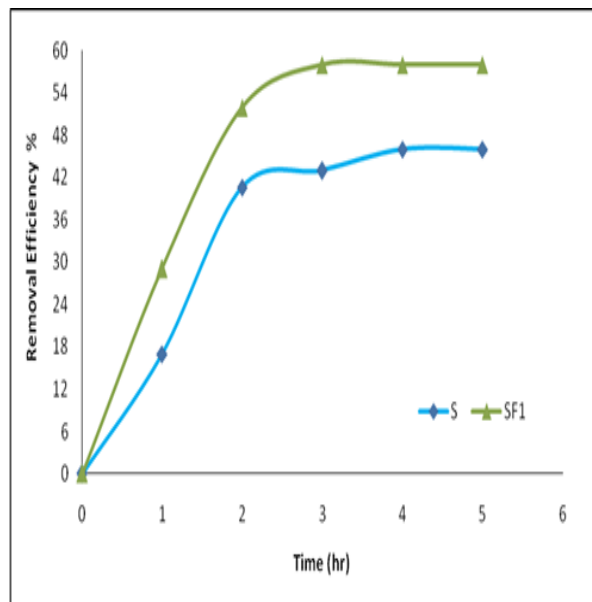


Figure 4. Effect of time on the removal efficiency % (Weight of adsorbent 0.03g, Temperature 30 °C, concentration of dye 10 ppm, pH 5 for geopolymer mix S and pH 3 for geopolymer mix SF1)

3.2.4 Effect of Dye concentration

We find that figure 5 shows the effect of dye concentration on the removal efficiency % when using a fixed weight of the two treated geopolymeric mixes S and SF1 and using both optimum pH and optimum time. The adsorption of the decolorization of dye under study was examined with different concentrations of dye (1 – 100 ppm).

The dye concentration (10 ppm) was at pH 5 and 240 min for S geopolymer mix giving the maximum removal efficiency % 45.8%. Also the same concentration of the dye achieved the goal at pH 3 and 180 min for SF1 geopolymer mix, with removal efficiency % 57.5%.

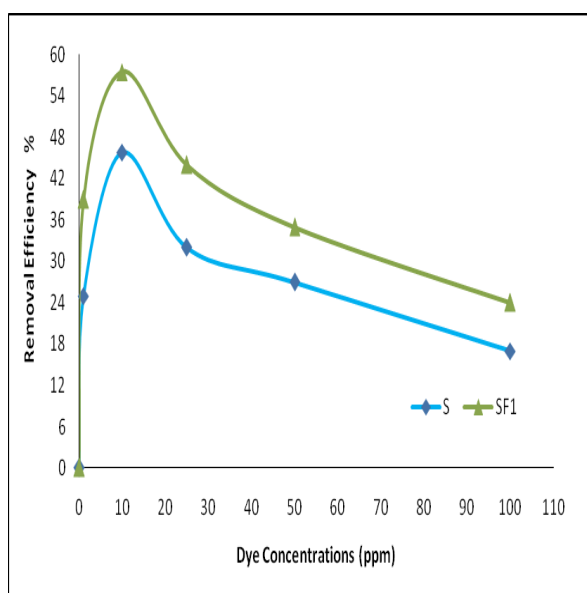


Figure 5. Effect of dye concentration on the removal efficiency % (Weight of adsorbent 0.03g, Temperature 30 °C, pH 5 for geopolymer mix S and pH 3 for geopolymer mix SF1, time 240 min for geopolymer mix S and 180 min for geopolymer mix SF1)

4. Conclusion

The present study can be considered as an indication of the suitability of using a geopolymeric cement material based on slag for reactive yellow 145 effluents. Factors affecting the dye removal efficiency % were studied, including the adsorbent dose, pH, treatment time and finally the dye dose. The maximum absorption capacity of the reactive yellow 145 dye under investigation geopolymer mix SF1 was better than geopolymer mix S, due to the geopolymer SF1 contains 10% of fly ash, while the other contain 100% slag.

References

- 1- Singh, N. B., & Middendorf, B. "Geopolymers as an alternative to Portland cement: An overview", *Construction and Building Materials*, 2020, 237, 117455-117469
- 2-NobouassiaBewa, C., Tchakouté, H.K., Fotio, D., Rüscher, C.H., Kamseu, E., Leonelli, C., "Water resistance and thermal behavior of metakaolin-phosphate-based geopolymer cements", *Journal of Asian Ceramic Societies*, 2018,6, 271-283.
- 3- Salimi, M., Ghorbani, A., "Mechanical and compressibility characteristics of a soft clay stabilized by slag-based mixtures and geopolymers", *Applied Clay Science*, 2020, 184, 1-15.
- 4- Davidovits, J., "Chemistry of geopolymeric systems", *terminology, Geopolymer. sn*, 1999, pp. 9-39.

5- Rajerajeswan A., Dhinakaran G. and Mohamed Ershad, "Compressive strength of silica fume based geopolymer concrete", *Asian Journal of Applied science*, 2013, 7, 240-247.

6- Singh, N. B. "Properties of cement and concrete in presence of nanomaterials. In *Smart Nanoconcretes and Cement-Based Materials: Properties, Modelling and Applications*". *Smart Nanoconcretes and Cement-Based Materials*, 2019,79, 9-39.

7- Singh, S. P., Tripathy, D. P., & Ranjith, P. G. "Performance evaluation of cement stabilized fly ash-GBFS mixes as a highway construction material", *Waste management*, 2008, 28, 1331-1337.

8-Jindal B. B., Alomayri T., Hasan A. &KazeC. R., "Geopolymer concrete with metakaolin for sustainability: a comprehensive review on raw material's properties, synthesis, performance, and potential application", *Environmental Science and Pollution Research*, 2022, <https://doi.org/10.1007/s11356-021-17849-w>

9- Phoo-ngernkham, T., Maegawa, A., Mishima, N., Hatanaka, S., &Chindaprasirt, P."Effects of sodium hydroxide and sodium silicate solutions on compressive and shear bond strengths of FA – GBFS geopolymer"*Construction and Building Materials*, 2015, 91, 1–8.

10-Kishar E.A. ; Ahmed D.A.; Nabil N."Geopolymer Cement Based on Alkali Activated Slag", *Journal of scientific research in science*, 2017, 34(1), 538-552

11-Mahmoud A.;Kishar E.; Ahmed D.; "Resistance of alkali-activated slag to sulphate attack and elevated temperatures", *Journal of scientific research in science* , 2018, 35(1), 315-329

12- Elyamany H. E.; Abd Elmoaty M. A.; and Diab A.A,"Properties of slag geopolymer concrete modified with fly ash and silica fume", *Canadian Journal of Civil Engineering*, 2022, 49(2),<https://doi.org/10.1139/cjce-2019-0757>

13-Siyal A.A., Shamsuddin R. M., Khan I., RabatallN.,ZulfiqarM.,Man Z., Siame J., Khairun A.; "A Review on Geopolymers as Emerging Materials for the Adsorption of Heavy Metals and Dyes", *Journal of Environmental Management*, 2018, 224, DOI: 10.1016/j.jenvman.2018.07.046

14-El Alouani M., Alehyen Sh., El Achouri M., and Taibi M.; "Preparation, Characterization, and Application of Metakaolin-Based Geopolymer for Removal of Methylen Blue from Aqueous Solution", *Journal of Chemistry*, 2019, Article ID 4212901, <https://doi.org/10.1155/2019/4212901>

15-Malekia A., Mohammad M., Emdadia Z., Asimb N., Azizia M., Safaeib J., "Adsorbent materials based on a geopolymer paste for dye removal from aqueous solutions", *Arabian Journal of Chemistry*, 2020, 13(1) , 3017-3025

16-Feng X.; Yan Sh.; Jiang Sh.; Huang K. ; Ren X.; Dul X.; Xing P., "Green Synthesis of the Metakaolin/slag Based Geopolymer for the Effective

- Removal of Methylene Blue and Pb (II)", Silicon, 2021, <https://doi.org/10.1007/s12633-021-01439-z>,
- 17- Sananmuang, R., Cha-un, N., Physical characteristics and adsorption properties for reactive dyes of char and activated carbon prepared mangosteen peel and tamarind seed. Naresuan Univ. J. 2007, 15(1), 9-16.
- 18- Mall, I. D.; Srivastava, V. C.; Agarwal, N. K.; Mishra, I. M. Removal of congo red from aqueous solution by bagasse fly ash and activated carbon: Kinetic study and equilibrium isotherm analyses, Chemosphere, 2005, 61, 492-501.
- 19- Mall, I. D.; Srivastava, V. C.; Agarwal, N. K. Removal of Orange-G and Methyl Violet dyes by adsorption onto bagasse fly ash kinetic study and equilibrium isotherm analyses, Dyes and Pigments, 2006, 69, 210-223.
- 20- Mall, I. D.; Srivastava, V. C.; Agarwal, N. K.; Mishra, I. M. Adsorptive removal of malachite green dye from aqueous solution by bagasse fly ash and activated carbon-kinetic study and equilibrium isotherm analyses, Colloids and Surfaces A: Physicochem. Eng. Aspects, 2005, 264, 17-28.
- 21- Mane, V. S.; Mall, I. D.; Srivastava, V. C. Use of bagasse fly ash as an adsorbent for the removal of brilliant green dye from aqueous solution, Dyes and Pigments, 2007, 73, 269-278.
- 22- Wong, S.Y.; Tan, Y. P.; Abdullah, A. H.; Ong, S. T. The Removal of Basic and Reactive Dyes Using Quaternised Sugar Cane Bagasse, Journal of Physical Science, Vol. 2009, 20(1), 59-74.
- 23- Aysha, T.; El-Sedik, M.; Mashal.; H. M.; El- Apasery, M. A.; Machalický, O.; Hrdina; R. Synthesis, characterisation, and applications of isoindigo/Pechmann dye heteroanalogue hybrid dyes on polyester fabric. Coloration Technology, 2015, 131(4), 333-341.
- 24- Yang Y.; Xu L. Reusing hydrolised reactive dyebath for nylon and wool dyeing, American Dyestuff Reporter, 1996, 3, 27-34.
- 25- Al- Degs, Y.; Khraisheh, M.A.M.; Allen, S.J.; Ahmad, M. N. Effect of carbon surface chemistry on the removal of reactive dyes from textile effluent. Water Res., 2000, 34, 927-935.
- 26- Decolorization of reactive dyes, Part I: Eco-friendly approach of reactive dye effluents decolorization using cationized sugarcane bagasse, Amal A. Aly, Safia A. Mahmoud and Morsy A. El- Apasery, Pigment & Resin Technology, 47 (2), 2018, 108-115.
- 27 - Hashem, A., Aly, A.A., Aly, A.S., Hebeish, A. Derivation of quaternized products from cotton stalks and palm tree particles Journal of the Textile Association, 2004, 65 (1), PP. 35 - 39.
- 28- Khalil, M.I., Aly, A.A. Use of cationic starch derivatives for the removal of anionic dyes from textile effluents ", Journal of Applied Polymer Science, 2004, 93 (1) PP. 227 - 234.
- 29-Hashem, A., Aly, A.A., Aly, A.S., Hebeish, A. "Quaternization of cotton stalks and palm tree particles for removal of acid dye from aqueous solutions", Polymer - Plastics Technology and Engineering, 2006, 45 (3) PP. 389 - 394 .
- 30- A. Hashem , Chukwunonso O. Aniagor , E.S. Abdel-Halim , A. Amr , S. Farag , A.A. Aly, "Instrumental characteristics and acid blue 193 dye sorption properties of novel lupine seed powder" , Cleaner Chemical Engineering, 2022, 2 ,100011(2022).
- 31- Aly A. Hebeish, Amal A. Aly, "Synthesis, Characterization and Utilization of Starch Hydroxypropyl Sulphate for Cationic Dye Removal". International Journal of Organic Chemistry, 2014, (4) 208-217.
- 32- Hashem, A.; Aly, A. A.; Aly, A. S., "Preparation and utilization of cationized sawdust", Polymer - Plastics Technology and Engineering, 2006, 45(3), 395-401.
- 33- Aly, A. A.; Hashem, A., "Development of starch-based cationic adsorbents for removal of anionic dyes from aqueous systems", International Journal of Scientific Research, 2015, 4(8), 4-12.
- 34- Designation, A., C191: "Standard test method for normal consistency and setting time of Hydraulic Cement", Annual Book of ASTM Standards, 2008, 172-174.
- 35- Al-Etaibi, A.M.; El- Apasery, M.A., "Microwave-Assisted Synthesis of Azo Disperse Dyes for Dyeing Polyester Fabrics: Our Contributions over the Past Decade", Polymers, 2022, 14, 1703.