

# Journal of Agricultural Chemistry and Biotechnology

Journal homepage & Available online at: [www.jacb.journals.ekb.eg](http://www.jacb.journals.ekb.eg)

## Bacterial Counts and Physicochemical Profile of Wastewater in some Cities at El Gharbia Governorate, Egypt

Aida H. Afify<sup>1\*</sup> and A. M. AbdAllah<sup>2</sup>

<sup>1</sup>Microbiol. Dept., Fac. Agric., Mansoura Univ., Mansoura, Egypt

<sup>2</sup>Botany and Microbiology Dept., Fac. Sci., Al Azhar Univ., Cairo, Egypt



Cross Mark



### ABSTRACT

Present study aimed to assess the bacterial counts and physicochemical profile of wastewater in some cities (Tanta, El mehala Elkobra, Mahlet Abo Ali, Sammanod and Mahlet Roh) at El Gharbia Governorate, Egypt during four seasons (summer, spring, winter and autumn). The current work was done in wastewater samples for determination of total bacterial counts. The microbiological studies of wastewater showed that the highest number of total bacteria counts were found on summer season at El mehala Elkobra. The physicochemical properties of wastewater were tested to evaluate its suitability for the intended purpose. The physical parameters of wastewater indicated that the color is grey to black and temperature 29°C in summer at all cities except Mahlet Abo Ali and Mahlet Roh. Results of chemical parameters of the wastewater samples showed that slight variation between different sites and seasons in all wastewater samples. While, pH showed that season has significant role in the acidity by wet of rainy season. The highest turbidity values were recorded in El mehala Elkobra ( 11.4 NTU) in the spring season. In addition, the highest values of electrical conductivity, total hardness, total dissolved solids, total sulphate, ammonia and nitrate were recorded in summer season with different sites. On the basis of the above mentioned results, efforts should be made to avoid the environmental pollution with wastewater.

**Keywords:** Bacteria; Physicochemical Parameters; Wastewater

### INTRODUCTION

Water is a universal solvent important and essential to human beings for various activities such as cooking, agricultural and industrial processes, human recreation and waste disposal (Oluyemi *et al.* 2010).

One of the main factors of water pollution is the bacterial contamination especially with pathogenic bacteria (Young 1996). WHO(1984) indicated that increasing temperature of water stimulate the biodegradation of organic matters presented in water and the amounts of dissolved oxygen decreased and warm water enhances the growth of microorganisms. Plate count was used for enumeration of characteristic bacteria that tend to develop slowly in water (Ramalho *et al.* 2001). The heterotrophic plate count (HPC), gives a valuable indication of general microbiological method (WHO 2001) & Abd- elhameed *et al.*(2021). Lu *et al.* (2003) reported that total dissolved solids (TDS) are including organic and inorganic matters. Makinde *et al.* (2015) observed that all the physicochemical parameters were varied seasonally exception with pH, alkalinity and water hardness. Conversely, temperature, conductivity, salinity and nitrates were higher in some seasons.

Generally, Afify *et al.* (2021) concluded that the physicochemical parameters were different from sites and water samples sources. This work was designed to study the microbiological and physicochemical properties of wastewater collected from different cities in El Gharbia Governorate (Tanta, El mehala Elkobra, Mahlet Abo Ali,

Sammanod and Mahlet Roh) during four seasons (summer, spring, winter and autumn). This study may suggest the way to avoid environmental pollution.

### MATERIALS AND METHODS

#### Source of wastewater samples

Wastewater samples were collected to study the total bacterial counts and physicochemical properties. The samples were collected from five different cities: Tanta, El mehala Elkobra, Mehlet Abo Ali, Samanod and Mehlet Roh during four seasons (summer, autumn, winter and spring) at El Gharbia Governorate, Egypt. Samples were collected in liter sterile glass bottles and then transferred from the sites to the lab in ice box and examined within 8 hours. All analyses were carried out in the microbiological laboratory of Microbiology Department, Faculty of Agriculture, Mansoura University, Mansoura city, Egypt ( Afify *et al.* 2022) .

#### Total bacterial count

Collected wastewater samples were analyzed for total viable bacterial count using the poured plates. Three plates for replicates and incubated at 37° C for 24 hrs and other plates were incubated at 20° C for 48 hrs using nutrient agar (NA) medium (AHPA 2005).

#### Physical and chemical parameters

The parameters were estimated quantitatively and the analysis methods were determined according to the method of APHA (2011) and are summarized in Table (1)

\* Corresponding author.

E-mail address: aidaafify@yahoo.com

DOI: 10.21608/jacb.2022.172704.1037

**Table 1. Parameters and methods employed in the physicochemical examinations of wastewater samples (Rawway *et al.* 2016).**

No.	Parameters of wastewater	Method
1	Temperature (°C)	Thermometric
2	pH	Potentiometric
3	Turbidity (NTU)	Nephelometric
4	Electrical Conductivity (µS/cm)	Potentiometric
5	Total hardness	Titrimetric
6	Total dissolved solids	Gravimetric
7	Sulphate (as SO <sub>4</sub> <sup>-</sup> ) mg/l	Titrimetric
8	Chlorides (as Cl <sup>-</sup> ) mg/l	Titrimetric
9	Ammonia (as NH <sub>3</sub> <sup>-</sup> ) mg/l	Spectrophotometric
10	Nitrate (as NO <sub>3</sub> ) mg/l	Spectrophotometric

**RESULTS AND DISCUSSION**

**Bacteriological examinations**

The results of total bacterial counts are given in Table (2). The obtained results indicated that the highest total count was found at 20°C during summer at El mehala Elkobra (6.1 cfu x 10<sup>9</sup> /100ml). On the other hand, total bacterial counts at 37°C varied from 0.02 to 5.7 cfu x 10<sup>10</sup> /100 ml, the maximum value was in summer at Mehlet Roh but the minimum value in spring at Samanod city. Also, means of the total bacterial counts at 20°C 3.8, 2.6, 2.5, and 2.2 cfu x 10<sup>9</sup>/100 ml and at 37°C 3.2, 2.0, 1.8 and 1.8 cfu x 10<sup>10</sup>/100 ml during four seasons respectively. These results are in agreement with those obtained by Niemi and Niemi (1991) & Putheti and Lebure (2009) who stated that domestic and industrial wastewater, agriculture waste are sources of bacteria.

**Table 2. Total bacterial counts (cfu/100ml) in wastewater of some cities at El Gharbia Governorate.**

City	Total bacterial count							
	(cfu x 10 <sup>9</sup> /100 ml) at 20°C				(cfu x 10 <sup>10</sup> /100 ml) at 37°C			
	Su	Au	Wi	Sp	Su	Au	Wi	Sp
Tanta	3.8	2.9	3.1	2.4	3.2	2.6	2.0	2.3
El mehala Elkobra	6.1	5.2	3.4	4.8	4.1	2.6	1.5	1.9
Mehlet Abo Ali	2.3	1.3	1.5	0.9	2.8	1.7	1.5	1.4
Samanod	1.1	0.9	0.7	0.4	0.1	0.0	0.0	0.0
Mehalet Roh	5.7	3.1	4.0	2.9	5.6	3.4	3.9	3.5
Means	3.8	2.6	2.5	2.2	3.2	2.0	1.8	1.8

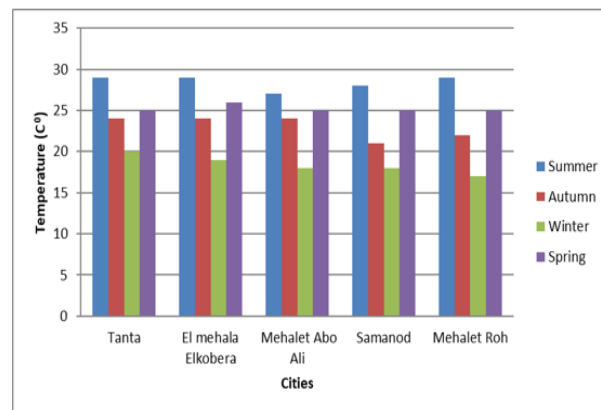
**Physicochemical parameters**

Physical parameters include color and temperature of wastewater while chemical parameters include, pH value, Turbidity, electrical conductivity(EC), total hardness, total dissolved solids, sulfate, chloride, ammonia, and nitrate. All these factors have their own as they are part of environment necessary for the continuity of life processes. For example pH is a measure of hydrogen ion concentration or measure of acid-base equilibrium dissolved in water as well as extent of coagulation and flocculation process of chemicals. Higher value of EC is a good indicator of the presence of contaminants and pollutants such as chloride, sulphate, sodium and potassium while hardness of water is defined as the measure of concentration of dissolved calcium and magnesium ions in water (Ruqia *et al.* 2015).

**Color:** Wastewater samples collected were grey to black color. These colors of wastewater are in agreement with

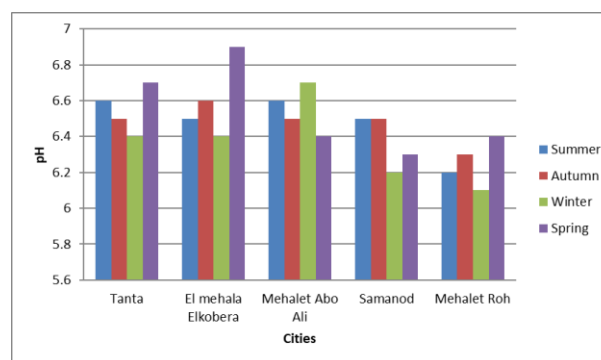
Environmental Protection Administration, Taiwan (2013), which reported that domestic wastewater is defined as sewage which generally consists of black water composed of fecal matter (human and animal wastes) together with grey water sources composed of various wastewater constituents. These components originate from a range of household activities (washing and bathing) with each forming approximately 32.5% and 67.5% of domestic sewage respectively.

**Temperature:** Temperature of wastewater is shown in the Fig. 1. High value of water temperature was recorded i.e. 29°C in summer at Tanta, El mehala Elkobra and Samanod. High temperature of wastewater was recorded because of high atmospheric temperature (Medudhula *et al.* 2012).



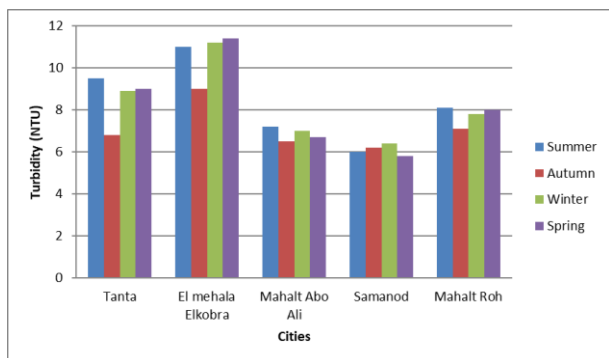
**Fig. 1. Temperature (°C ) determination in wastewater during four seasons of some cities at El Gharbia Governorate.**

**pH:** As shown in the Fig. (2) the recorded pH values of wastewater samples ranged from 6.1 to 6.9. The pH is the most important physicochemical parameters. In this respect that season has significant main in the pH by the wet of rainy season (Egborge 1994). It affects mineral nutrient and much microorganism activity ( Borkar 2015). According to WHO normal means of pH for water is 6.5 ( Zaigham *et al.* 2012).



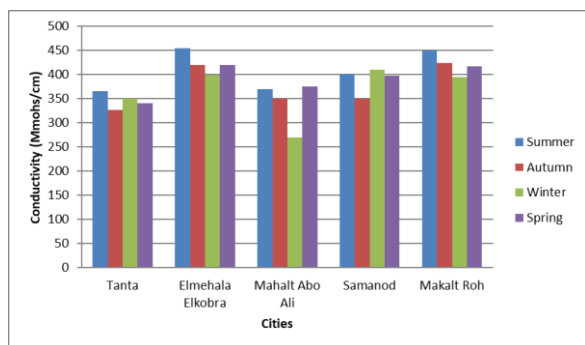
**Fig. 2. pH determination in wastewater during four seasons of some cities at El Gharbia Governorate.**

**Turbidity:** The highest turbidity values were recorded in El mehala Elkobra ( 11.4 NTU) in the spring season (Fig 3). This phenomenon may be in agreement with results of Asuquo and Etim (2012) who reported that high turbidity could be resulted from discharges of sewage and industrial waste.



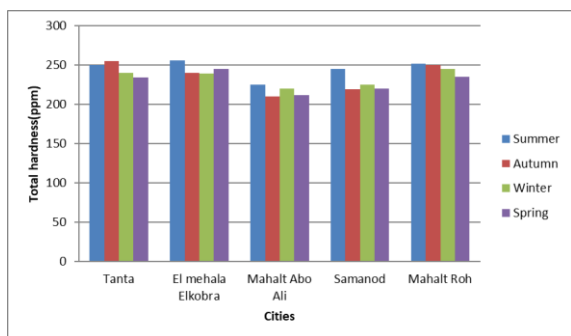
**Fig. 3. Turbidity (NTU) in wastewater during four seasons of some cities at El Gharbia Governorate.**

**Electrical Conductivity (EC):** The values of electrical conductivity of wastewater samples are presented in Fig. (4). The highest values was 455 Mmohs/cm in summer season at El mehala Elkobra but the lowest values was 270 Mmohs/cm in winter season at Mahlet Abo Ali. The seasonal differences observed for the conductivity is a clear indication of the role of season in the ionic distribution in the wastewater. The higher conductivity values in the summer season could also be attributed to the combination of low precipitation and high atmospheric temperatures, resulting in high evapotranspiration rates, high ionic concentration from underground sources or the ocean (Nwadiaro 1989).



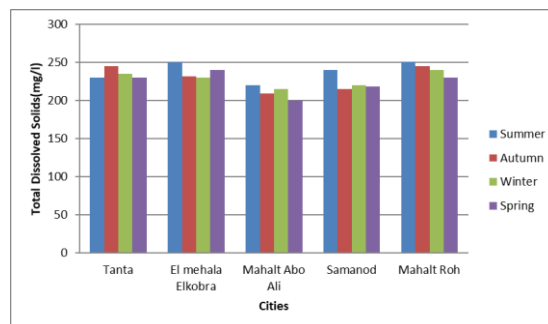
**Fig. 4. Electrical Conductivity (EC) in wastewater during four seasons of some cities at El Gharbia Governorate.**

**Total Hardness (TH):** The values of total hardness (ppm) in wastewater samples are shown in Fig. (5). The lowest value was 210 ppm in the autumn at Mahlet Abo Ali while, the highest value was 256 ppm in the summer at El mehala Elkobra. Total hardness is the total hardness of Ca and Mg are measured in ppm the ratio in formula  $(TH = 2.497 Ca + 4.115 Mg)$  are in weights. These TH according to Egyptian LAW (1982).



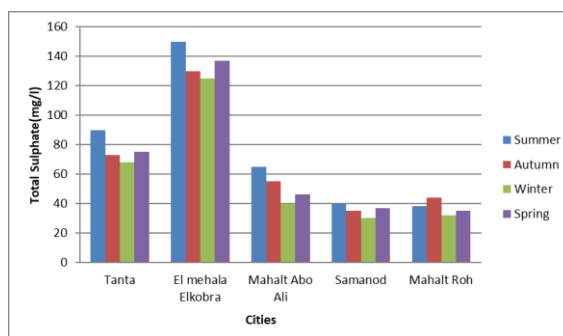
**Fig. 5. Total Hardness (TH) in wastewater during four seasons of some cities at El Gharbia Governorate.**

**Total Dissolved Solids (TDS):** Data recorded in Fig. 6 shows the TDS values in wastewater on different seasons. TDS values varied between 200 - 251 mg/l. The highest value was 251 mg/l in summer at Mehlet Roh, but the lowest value was 200 mg/l in spring at Mehlet Abo Ali. The slight variation between different sites were mainly due to different sampling times. TDS analysis has great implications in the control of physical and biological wastewater treatment processes ( Medudula *et al.* 2012



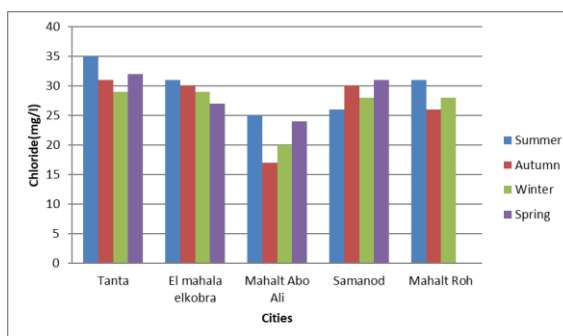
**Fig. 6. Total Dissolved Solids (TDS) in wastewater during four seasons of some cities at El Gharbia Governorate.**

**Total sulphate (SO<sub>4</sub><sup>2-</sup>):** In the study, the sulphate values were recorded between 30 – 150 mg/l. With the lowest value (30 mg/l) at Mehlet Abo Ali in the winter and the highest 150mg/l at El mehala Elkobra in the summer (Fig. 7). The values of sulphate ions were found to be higher in the summer, s months than the winter, s months, this data are in line with that of Makinde *et al.* 2015.



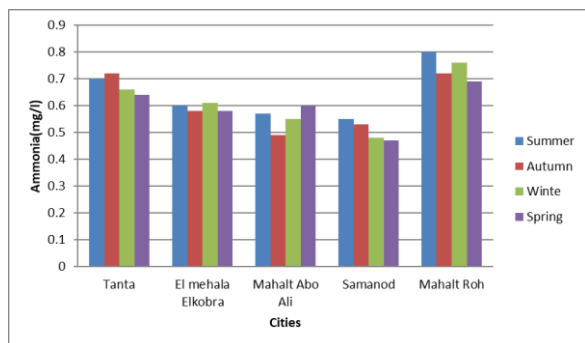
**Fig. 7. Total sulphate (SO<sub>4</sub>) in wastewater during four seasons of some cities at El Gharbia Governorate.**

**Chloride (Cl<sup>-</sup>):** In this study values of chloride in wastewater samples ranged from 17 to 35 mg/l. The chloride values were found to be higher in wastewater from Tanta than Mehlet Abo Ali (Fig.8). Correns (1990) reported that high chloride content may harm metallic as well as growing plants.



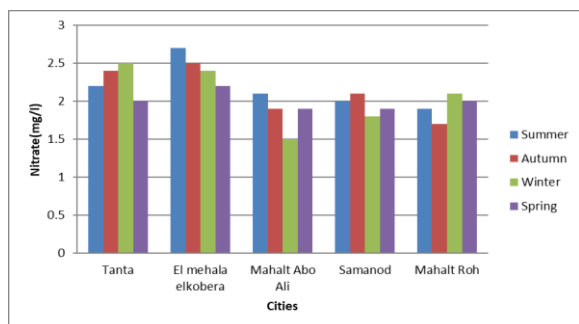
**Fig. 8. Total chloride (Cl) in wastewater during four seasons of some cities at El Gharbia Governorate.**

**Ammonia (NH<sub>4</sub><sup>+</sup>):** During this study, ammonia (mg/l) concentration in wastewater exhibited variations both regionally and seasonally. The values showed ranged between 0.47 to 0.80 mg/l (Fig.9). The highest value in summer at Mehlet Roh and the lowest in spring at Samanod. When ammonia concentrations are increased the organic pollution resulting from domestic sewage and fertilizers runoff could be attributed Egyptian LAW (1982).



**Fig. 9. Ammonia (NH<sub>4</sub><sup>+</sup>) in wastewater during four seasons of some cities at El Gharbia Governorate.**

**Nitrate (NO<sub>3</sub><sup>-</sup>):** Fig. (10) shows the comparison between the results of nitrate, the lowest value (1.5 mg/l) was in winter at Mehlet Abo Ali while, the highest value (2.7 mg/l) was in summer at El mehala ElKobra. The slight variation between different sites was mainly due to different sampling times. Those results are in agreement with Egyptian LAW (1982) reported that the concentration of nitrogenous compounds indicates the occurrence of extensive anaerobic bacterial activities according to mentioned seasons. The highly nitrate content was in sites indicates that the sites of this point is more polluted.



**Fig. 10. Nitrate (NO<sub>3</sub><sup>-</sup>) in wastewater during four seasons of some cities at El Gharbia Governorate.**

## CONCLUSIONS

This work concluded that the bacterial total counts and physicochemical parameters in wastewater in some cities at El Gharbia Governorate, Egypt. From this results provides an overview of the treatment wastewater for use this water source in another scale such as hydrological variability and growing agricultural, or prevent environment from pollution by wastewater.

## REFERENCES

Abd-elhameed Mai G. ; M.A.E. Selim; Aida H. Afify and F.I.A. Hauka(2021). Bacteriological quality of drinking water at different cities in Egypt. J. of Agric. Chem. and Biotec., Mansoura Univ., Vol. 12(4): 91-96.

Afify Aida H.; A.M.AbdAllah; M. Khedr and A.M. El-Sawah(2022). Bacteriological studies on wastewater in some cities at Egypt. Alexandria J. of Soil and Water Sci. (AJSWS) Vol.7(1):1-13.

Afify Aida H.; F.I.A. Hauka; M.A.E. Selim and Mai G. Abd-elhameed(2021). Bacteriological, physical and chemical characteristics of the drinking water in different cities of Egypt. J. Agric. Chem.and Biotech. Mansoura Univ. Vol.12(12): 219-223.

American Public Health Association (APHA 2005). Standard Methods for the Examination of Water and Wastewater 21th ed. APHA, Inc. Washington, D.C.

American Public Health Association (APHA 2011). Standard Methods for the Examination of Water and Wastewater, 22th ed, APHA, Inc. Washington, D.C.

Asuquo, J.E. and E.E. Etim (2012). Physico-chemical and bacteriological analysis of borehole water in selected area of Uyo metropolis. Internat. J. of Modern Chem. 2(1): 7-14.

Borkar, A.D. (2015). Studies on some physicochemical parameters of soil samples in Katol Taluka District Nagpur (MS), India. Res. J. of Agric. and Foresty Sci., 3(1): 16-18.

Correns, C.W. (1990). The geochemistry of the halogens in physics and chemistry of the earth. Edited by L.A. Ahvens *et al.*, Mc-Grow-Hill, London, p. 181.

Egborge, A.B.M. (1994). Industrialization and heavy metals pollution in Warri River. 32<sup>nd</sup> Inaugural lecture, University of Benni, Benin city Nigeria 32pp.

Egyptian LAW 48/1982 (1982). For the protection of the Nile River and its water ways from pollution. physico-chemical and microbiological studies of water- a case study. Intern. J. Fisher Aquacult.1(1): 1-4.

Environmental Protection Administration, Taiwan (2013). Water: Domestic Wastewater and Pollution. Available online: <http://www.epa.gov.tw/en/epashow.aspxlist=102&path=135&guid=c4b6ad0f-13e5-4259-be98-8356&lang=en-us>(accessed on 17 December 2013).

Lu, Xo. ; N. Maie ; Jv. Hanna ; D.I. Childers and R. Jaffe (2003). Molecular characterization of dissolved organic matter in fresh water wetlands of the Florida everglades. Water Res., 37: 2599-2660.

Makinde O. O. ; O.M. Edun and O.A. Akinrotimi (2015). Comparative assessment of physical and chemical characteristics of water in Ekerekana and Buguma Creeks, Niger Delta Nigeria. J. of Environ. Protec. and Sustainable Develop. Vol.1 (3): 126-133.

Medudhula Thirupathaiah; Ch. Samatha and Chintha Sammaiah (2012). Analysis of water quality using physicochemical parameters in lower manair reservoir of karimnagar district, Andhra Pradesh. Internat. J. of Environ. Sci. 3(1): 369-378.

Niemi, R.M. and L.S. Niemi (1991). Bacterial pollution of waters in pristine and agricultural lands. J. Environ. Qual. 20: 620-627.

Nwadiaro, C.S. (1989). Ichthyofauna of Lake Oguta a shallow Lake in Southern Nigeria. Arch. Hydrobiol. 115(3): 413-425.

- Oluyemi, E.A.; A.S. Adekunle; A.A. Adenuga and W.O. Makinde (2010). Physico-chemical properties and heavy metal content of water sources in life North Local Government Area of Osun State, Nigeria. *African J. of Environ., Sci. and Technol.*, 4(10): 691-697.
- Putheti, R. and R. Leburu (2009). Role of probiotics and their influence in different physico-chemical and microbiological studies of water- a case study. *Intern. J. Fisher Aquacult.* 1 (1): 1-4.
- Ramahlo, R. ; J. Cunha ; P. Teixeira and P.A. Gibbs (2001). Improved methods for enumeration of heterotrophic bacteria in bottled mineral waters. *J. of Methods* 44: 97-103.
- Rawway, M.; S.K. Momen and M.A. Usama (2016). Microbial and physico-chemical assessment of water quality of the River Nile at Assiut Governorate (Upper Egypt). *J. Eco. Health Envir.* 4(1): 7-14.
- Ruqia N. ; K. Muslim; M. Muhammad and R. Hameed (2015). Accumulation of heavy metals (Ni, Cu, Cd, Cr, Pb, Zn, Fe) in the soil, water and plants and analysis of physicochemical parameters of soil and water collected from Tanda Dam Kohat. *J. of Pharmaceutical Sci. and Res.*, 7(3): 89-97.
- World Health Organization (WHO 1984). Guidelines for drinking water quality Vol 2, Health criteria and other supporting information, Geneva.
- World Health Organization (WHO 2001). Water Quality: Guidelines, Standards and Health. Edited by Lorna Fewtrell and Jamie Bartram. Published by IWA Publishing, London, UK. ISBN-900222-280 World Health Organization.
- Young, P.(1996). Safe drinking water – A call for global action. *ASM News.* 62: 394-352.
- Zaigham H. ; A. Zubair; U.K. Khalid; I. Mazhar; U.K. Rizwan and Z.K.K. Jabar (2012). Civic pollution and its effect on water quality of River Toi at District Kohat, NWFP. *Res. J. of Environ. and Earth Sci.* pp: 334-339.

## العد البكتيري و المظهر الفيزيوكيميائي لمياه الصرف الصحي في بعض مدن محافظة الغربية بمصر

عايده حافظ عفيفي<sup>1</sup> و أحمد محمد عبد الله<sup>2</sup>

<sup>1</sup>قسم الميكروبيولوجي – كلية الزراعة – جامعة المنصورة – المنصورة- مصر  
<sup>2</sup>قسم النبات و الميكروبيولوجي – كلية العلوم – جامعة الأزهر – القاهرة - مصر

### المخلص

تهدف هذه الدراسة إلى التقييم البكتيري والفيزيوكيميائي لمياه الصرف الصحي في بعض المدن (طنطا- المحلة الكبرى – محلة أبو علي – سمنود – محلة روح) بمحافظة الغربية بمصر خلال فصول السنة الأربعة ( الصيف – الربيع – الشتاء – الخريف )، وقد تمت الدراسة الحالية لتقدير العدد الكلي للبكتيريا التي أظهرت نتائجها أن أعلى عدد للبكتيريا في فصل الصيف بمدينة المحلة الكبرى. بالإضافة إلى التقديرات الفيزيوكيميائية لمياه الصرف الصحي في هذا الغرض قد أوضحت نتائج الخصائص الفيزيائية لهذه المياه أنها ذات لون رمادي يميل للأسود و أن درجة الحرارة 29<sup>0</sup>م في كل المدن ماعدا مدينة محلة أبو علي و محلة روح. أما الخصائص الكيميائية لمياه الصرف الصحي فقد أظهرت قيم عالية مع اختلافات طفيفة بين فصول السنة في الأماكن المختلفة حيث سجلت أعلى درجة حموضه في الفصول الممطرة وأعلى درجة عكاره في فصل الربيع بالمحله الكبرى بينما كانت أعلى درجة للتوصيل الكهربى وتركيز المواد الصلبة والذائبه وكذلك الكبريتات والأمونيا والنترات في فصل الصيف وذلك في كل الأماكن المختلفه. وبعد هذه التحليلات يمكن أن نقدم كيف يمكن حماية البيئه من التلوث بمياه الصرف الصحي.