

# ELECTROMAGNETIC PULSE RESISTANCE OF CONCRETE SHIELDS

Nader samy rabie

Supervisor: col..Ass.prof..Dr. Mohamed Ali El Sayed

Department of, Military Technical College Egypt

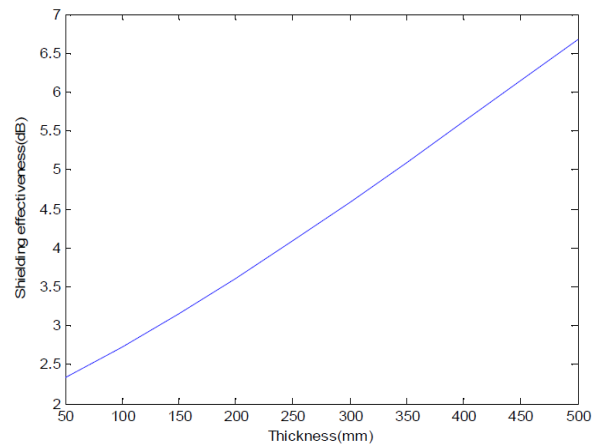
**Abstract**– In many years it was required to improve the mechanical and radiation shielding properties of concrete. we found that the mechanical properties, including hardness, tensile strength of these radiation shielding blocks were reduced with increasing of the amount of radiation shielding.in this studies we use conductive material in the shielding of concrete against radiation of EMP such as (Steel slag, steel mesh, basalt, and steel fibres) to study tier effect on the shielding against radiation of electromagnetic pulse (EMP).

**Keywords:** electromagnetic pulse; shielding effect

Microfiber Material., Carbon Powder. We will use other materials (steel slag, steel mesh, and basalt as a replacement of aggregate and steel fibres). we will study the mechanical properties (compressive strengths and tensile strength and sustained impact energy test) of the concrete (cubes and slaps) when we use this material in the mix design.

**Factor affecting in EMP SHIELDING:**

- Thickness of concrete



when the thickness of concrete increase the shielding effectiveness of concrete will also increase.

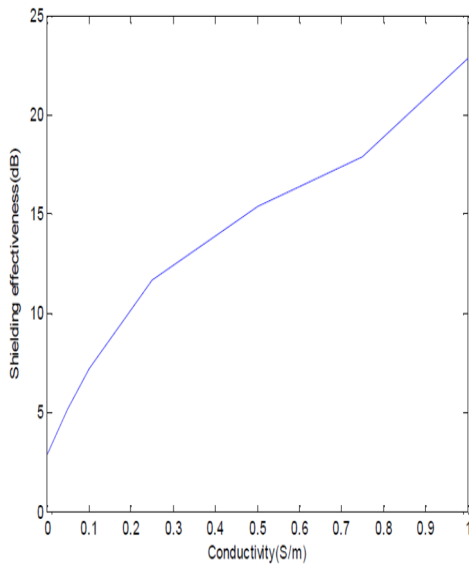
- Conductivity

## I. INTRODUCTION

For many years the electromagnetic pulse (EMP) causes a big problem for the humanity. Electromagnetic pulse (EMP) typically refers to high power electromagnetic (HPEM) waves ranging from 100 kHz–100 MHz which damages the building structures and military equipment Depending on its source, EMP can be classified into three categories, i.e., nuclear EMP (NEMP) caused by a nuclear explosion, non-nuclear EMP (NNEMP), or international electromagnetic interference (IEMI) in which electromagnetic waves are directly generated by electromagnetic bombs or high power electromagnetic generators, and lightning EMP (LEMP) caused by natural phenomena such as lightning and huge current flow . EMPs have been investigated primarily in developed countries for applications including EMP bombs and other specific purposes. EMPs that exceed the control range have the potential to neutralize the telecommunication, IT-based infrastructures, and may cause secondary injury and casualties in a population.

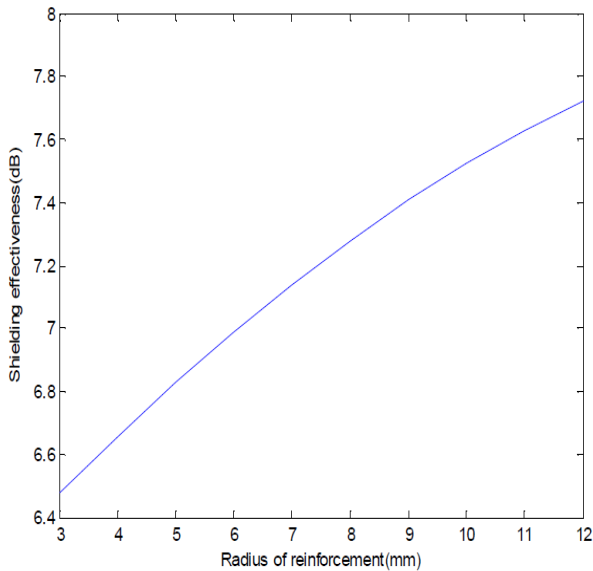
The mechanism behind the damage caused by an EMP is that when an EMP arrives at a device, it creates a very strong induced current that enters electronic circuits and destroys them. Electromagnetic (EM) shielding is a growing concern as technology progresses. Increased use of EM-sensitive equipment has led to interest in more affordable and scalable shielding materials. By mixing in several simple materials, basic concrete can be enhanced to offer protection against EM wave penetration into the structures. Some material has been used in shielding such as Concrete with Graphite Fine Powder. Shielding Performance of Carbon Black Mixed Concrete with Zn–Al Metal Thermal Spray Coating. Normal Weight Concrete by Incorporating Iron Cutting Waste (ICW). Electrically conductive concrete using different fillers. Composite Walls of Concrete and Carbon Filaments. Ferrite-Graphite Composite Media for Microwave Shields. Carbon

6<sup>th</sup> IUGRC International Undergraduate Research Conference,  
Military Technical College, Cairo, Egypt, Sep. 5<sup>th</sup> – Sep. 8<sup>th</sup>, 2022.



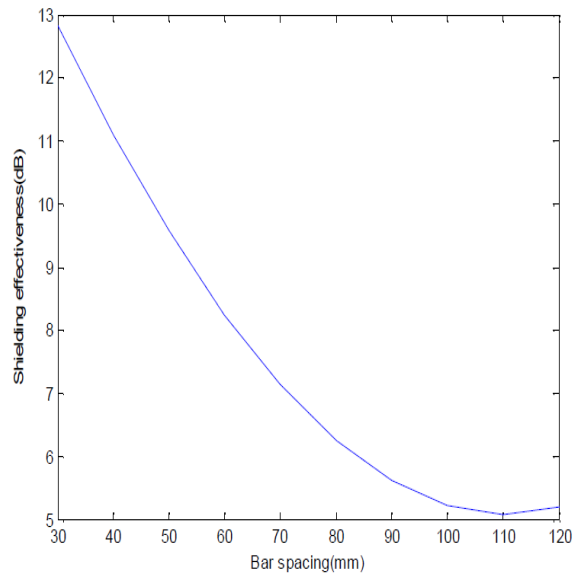
The shielding effectiveness also increase by increasing of the conductivity of concrete so we use a good conductive material in the mix of concrete.

- **Radius of reinforcement**



by increasing the radius of reinforcement, the shielding effectiveness increase.

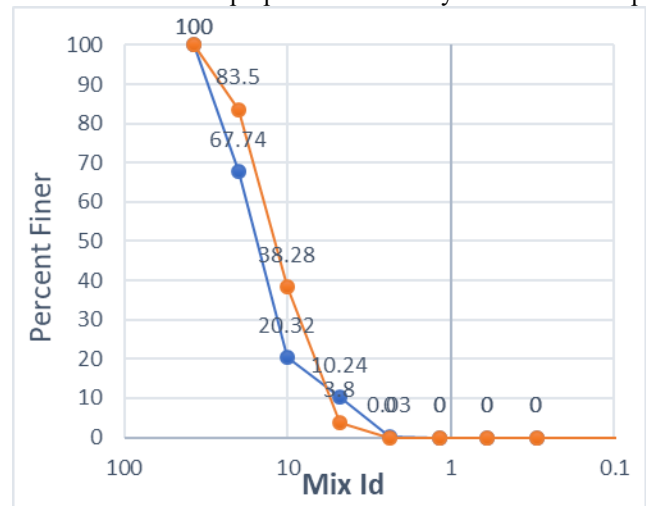
- **Bar spacing**



The shielding effectiveness decrease by increasing of spacing between bars in reinforcement.

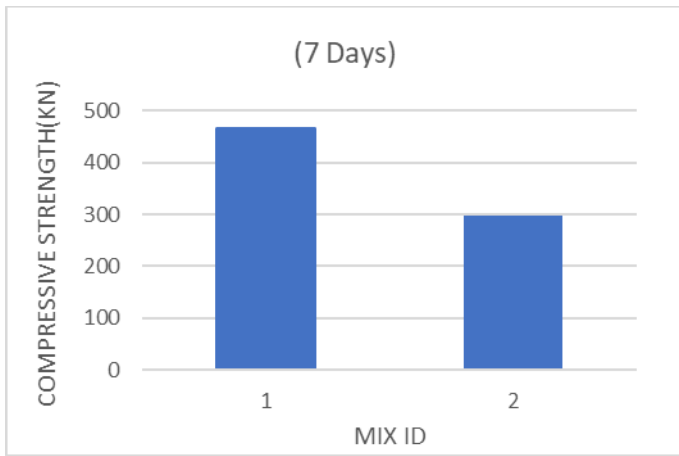
## 2. Experimental work.

we use two sample of steel slag and basalt in the mixture of concrete and prepare a sieve analysis for these samples.

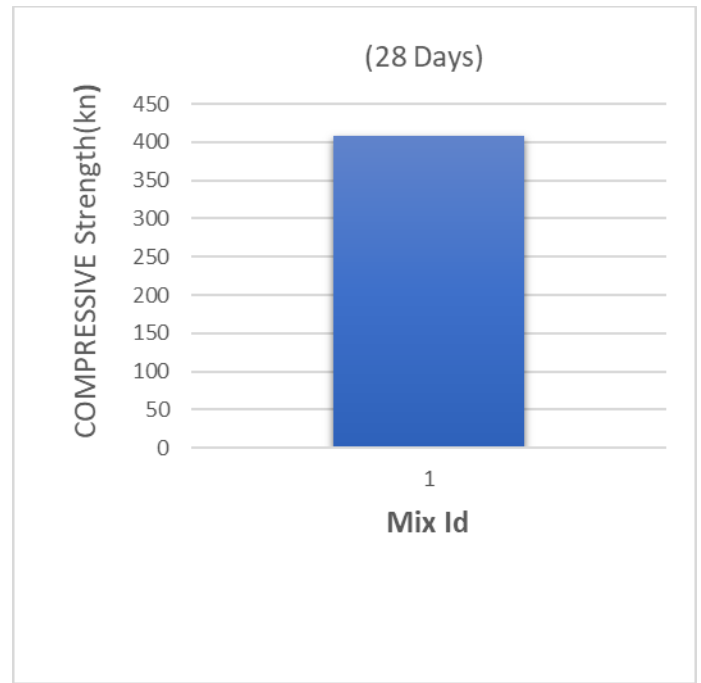


Then we calculate the compressive strength and the tensile strength and the sustained impact energy for this sample besides other sample such as (Uni-Axial Geogrid, Bi-Axial Geogrid, Steel Extended Mesh Tri-Axial Geogrid and Fiber Glass)

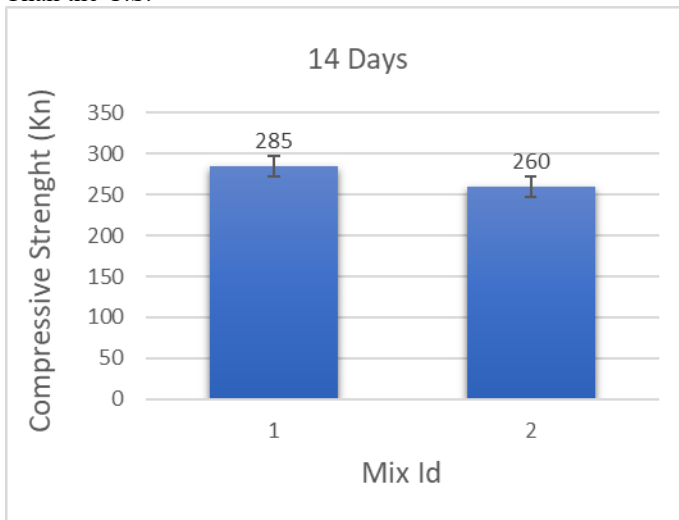
### 2.1 Compressive Strength Test:



Sample (2) Is Steel Slag Sample Tested After 7 Days (C.S)  
 Sample (1) In Normal Concrete Sample and Its 55.85% More  
 Than the C.S.

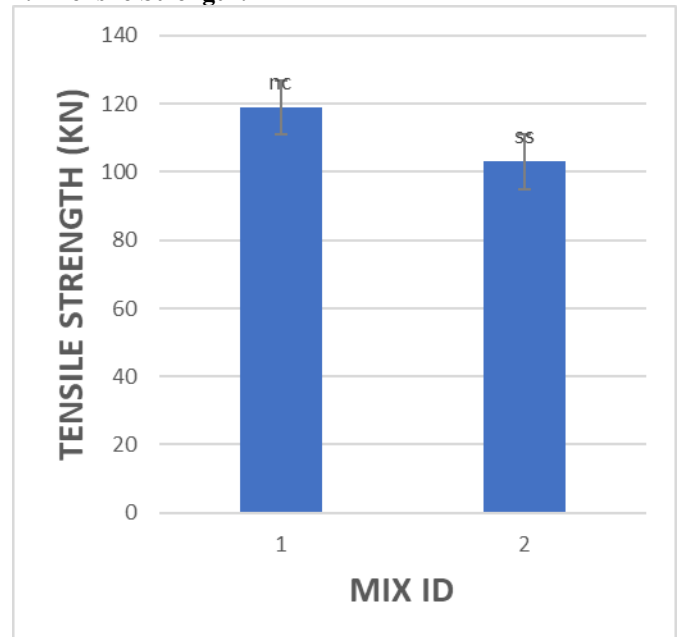


Sample Is Steel Slag Sample After 28 Days And It's The  
 (C.S).



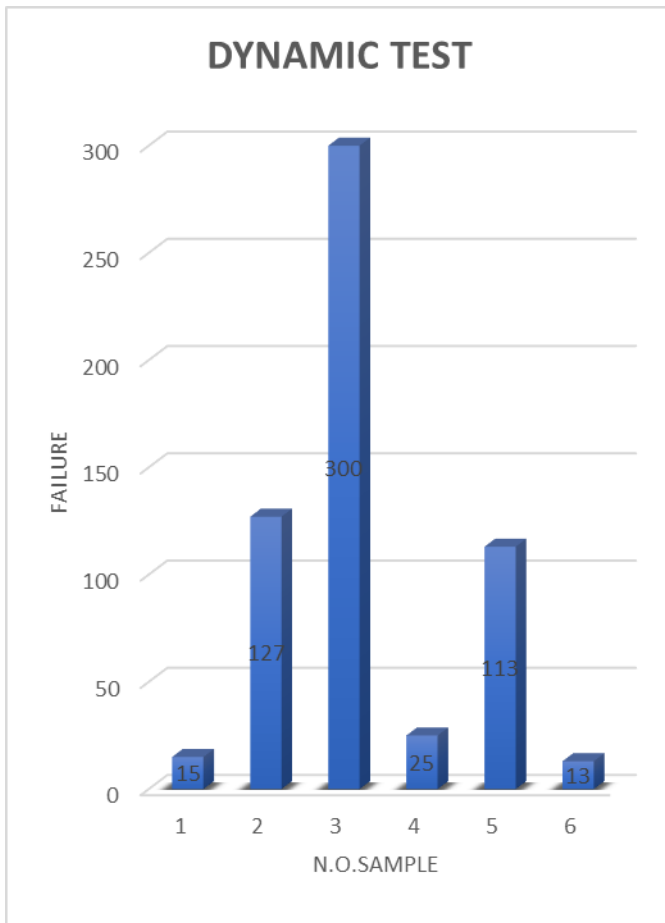
Sample 1 : Normal Concrer Sample And Its 4.9% Less Than  
 (C.S) ,Sample 2 Is Fino Sample And Its 13% Less Than The  
 (C.S)

## 2.2 Tensile Strength:



The Sample 1 Is Normal Concrete = 119 Kn and Its 15.5 %  
 More Than The C.S and Sample 2 Is Steel slag Sample = 103  
 Kn

## 2.3 sustained impact energy test:



SAMPLE (1) IS (S.S) AND IT'S THE (C.S)  
 Sample (2) Is Uni-Axial Geogrid and Its Failure At 127  
 Sample (3) Is Bi-Axial Geogrid and Its Failure At 300  
 Sample (4) Is Steel Extended Mesh and Its Failure At 25  
 Sample (5) Is Tri-Axial Geogrid and Its Failure At 113  
 Sample (6) Is Fiber Glass (Fg) And Its Failure At 13

### 3.CONCLUSION

we have studied some concrete cubes with different component then we subject it to some tests. compressive strength test, tensile test and sustained impact energy test the results of these test give us the best component of concrete cubes from these tests we deduce that.

#### 3.1 compressive strength:

After 7 days:  
 steel slag sample tested after 7 days give 299 Kn.  
 the normal concrete sample after 7 days give 466 kn AND ITS 55.85% MORE THAN THE steel slag which is the control sample.  
 After 14 days:  
 A fino sample was tested and the reading was 260 kn  
 The normal concrete sample was 285 kn  
 After 28 days:

For steel slag (c.s) the reading of compressive strength is 406 kn.

#### 3.2 tensile strength

A sample of steel slag was tested and the reading was= 103 kn  
 A sample of normal concrete was tested and the reading were = 119 kn  
 And its 15.5 % more than the (c.s)

For sustained impact energy test: we have done this test for different component of concrete slabs such as ( SS, UNI-AXIAL GEOGRID, BI-AXIAL GEOGRID, STEEL EXTENDED MESH, TRI-AXIAL GEOGRID, FIBER GLASS (FG)) and the dimension of slab was 40\*40\*10.

#### 3.3 (drop wt. impact)

We found that the best slab was the slab which contained BI-AXIAL GEOGRID as the failure was after 300 and the 1st upper crack was after 19 and the 1st lower crack was after 10 the wt. of shatter parts =2760 gm and the diameter of the ball marks = 5 cm

#### ACKNOWLEDGMENT

All praise is due to ALLAH alone, Lord of all the creations. I would like to express my deep gratitude to the chair of tanks and to all my teachers in that chair who helped and supported me. No words can express my thanks.

Thanks to my family who supported and encourage me.

#### REFERENCES

- [1] Wenli Liang 1, Dongsheng Wu 2, Changqi Zhu 3, Lanlan Ping 4, Wei Ding 5 "Shielding effectiveness research of concrete wall based on shielding room method" 1,2,3,4,5Anhui Jianzhu University No. 292 Ziyun Road, Hefei City, Anhui Province, China (ICEEP 2016)
- [2] See Khee Yee#, Mohd Zarar Mohd Jenu\*\* "Shielding Effectiveness of Concrete with Graphite Fine Powder in Between 50MHz to 400MHz" #Center for Electromagnetic Compatibility, Faculty of Electrical and Electronic Engineering, Universiti Tun Hussein Onn Malaysia,
- [3] Stephen EKOLUa and Mokgobi A. RAMUSHU,1" "Radiological assessment of high density shielding concrete for neutron radiography" a Department of Civil Engineering Science, University of Johannesburg, South Africa  
 bSasol Synfuels, Private Bag X1000, Secunda 2302, South Africa,2014
- [4] Han-Seung Lee 1, Jin-ho Park 1,2 , Jitendra Kumar Singh 3,\* , Hyun-Jun Choi 3,Soumen Mandal 4 , Jong-Min Jang 3

and Hyun-Min Yang 3” Electromagnetic Shielding Performance of Carbon Black Mixed Concrete with Zn–Al Metal Thermal Spray Coating, Department of Architectural Engineering, Hanyang University, 1271 Sa 3-dong, Sangrok-gu, Ansan 15588, Korea; erclechs@hanyang.ac.kr (H.-S.L.); jinho9422@naver.com (J.-h.P.). 17 February 2020

[5] Saman Shahid1 · Rehan Amjad2 · Shahid Ali2” Evaluation of Mechanical and Shielding Properties of Normal Weight Concrete by Incorporating Iron Cutting Waste (ICW)” Iranian Journal of Science and Technology, Transactions of Civil Engineering. 11 February 2020

[5] Amr S. El-Dieb a, \*, Mahmoud A. El-Ghareeb b, Mohamed A.H. Abdel-Rahman c, El Sayed A. Nasr d "Multifunctional electrically conductive concrete using different fillers" Journal of Building Engineering 15 (2018) 61–69

[6] Anders Ellgardt \* and Daniel M’ansson "MODELING SHIELDING EFFECTIVENESS FOR COM-POSITE WALLS OF CONCRETE AND CARBON FILAMENTS “Electromagnetics Research M, Vol. 28, 2013

[7] Marina Koledintseva, Poorna Chander Ravva, James Drewniak” Engineering of Ferrite-Graphite Composite Media for Microwave Shields” EMC Laboratory, ECE Department, University of Missouri-Rolla, Rolla, MO, USA. March 4, 2009

[8] Muhammad Nadeem Rafiq” Carbon Microfiber Material for Electromagnet (Shielding) Applications” NORTH DAKOTA STATE UNIVERSITY. September 2015

[9] C. Y. Tuan. Lim Nguyen” STRUCTURAL CONCRETE MIX FOR CONSTRUCTION FOR ELECTROMAGNETIC WAVE/PULSE SHIELDING”. University of Nebraska at Lincoln. June 2017

[9] O. Gencil et al., "Concretes containing hematite for use as shielding barriers,"

Materials Science (Medziagotyra), vol 16(3), 2010

[10] M. Kharita, S. Yousef, and M. AlNassar, "The effect of carbon powder addition on the properties of hematite radiation shielding concrete," Progress in Nuclear energy, vol 51(2): p. 388-392, 2009.

[11] S. Alhajali et al., "Estimation of the activation of local reactor shielding concretes," Progress in Nuclear Energy, vol 51(2): p. 374-377, 2009.

[12] S. Yousef et al., "Heat effect on the shielding and strength properties of some local concretes," Progress in nuclear Energy, vol 50(1): p.22-26, 2008.

**6<sup>th</sup> IUGRC International Undergraduate Research Conference, Military Technical College, Cairo, Egypt, Sep. 5<sup>th</sup> – Sep. 8<sup>th</sup>, 2022.**

[] İ.B. Topçu, Properties of heavyweight concrete produced with barite. Cem. Concr. Res.33(6),815–822 (2003)

[13] E. Creutz, K. Downes, Magnetite concrete for radiation shielding. J. Appl. Phys. 20(12), 1236 (1949)

[14] A.S. Makarious, M.A. El-Kolaly, I.I. Bashter, W.A. Kansouh, Radiation distribution through ilmenite—limonite concrete and its application as a reactor biological shield. Int. J. Radiat. Appl. Instrum. Part A Appl. Radiat. Isot. 40(3), 257–260 (1989)

[15] I. A.S. Makarious, I.I. Bashter, E.S. Abdo, M. Azim, W.A. Kansouh, On the utilization of heavy concrete for radiation shielding. Ann. Nucl. Energy 23(3), 195–206 (1996)

[16] A.E.S. Abdo, W.A. Kansouh, R.M. Megahid, Investigation of radiation attenuation properties for baryte concrete. Jpn. J. Appl. Phys. 41(12R), 7512 (2002)

[17] I. Akkurt, C. Basyigit, S. Kilincarslan, B. Mavi, A. Akkurt, Radiation shielding of concretes containing different aggregates. Cem. Concr. Compos. 28(2), 153–157 (2006)