

Species Diversity, Abundance, Distribution and Length Weight Relationship of Groupers (Family: Serranidae) in the Red Sea, Egypt

Azza A. El Ganainy, Mahmoud A. Saber, Amgad M. Shaaban and Hanan M. Osman*

National Institute of Oceanography and Fisheries, (NIOF) Egypt

*Corresponding author: hanan_zxcv@yahoo.com

ARTICLE INFO

Article History:

Received: April 27, 2023

Accepted: June 6, 2023

Online: June 29, 2023

Keywords:

Groupers,
Species composition,
Distribution,
Abundance,
Red Sea

ABSTRACT

Groupers are valuable targets for artisanal and recreational fisheries in the Red Sea. The present study aimed to create for the first time a grouper database, including information on species composition, abundance distribution, and length-weight relationships of grouper species from the Red Sea. Twenty grouper species were collected from three investigated sites; namely, Hurghada (site II) where landings showed the most diversity with 18 species, Shalateen (site III) that yielded 16 species, and El Tur (site I), the site with the least number of species (only 4 grouper species). The highest abundance of grouper individuals was recorded in Shalateen (49%), followed by Hurghada (35%) and El Tur (16%). The collected grouper species belonged to six genera: *Epinephelus*, *Cephalopholis*, *Amyperodon*, *Plectropomus*, *Aethaloperca* and *Variola*. The genus *Epinephelus* was the most specious in the samples, with 10 species, while the genera *Cephalopholis* and *Plectropomus* were represented by 5 and 2 species, respectively, while *Amyperodon*, *Aethaloperca* and *Variola* were detected with one species. According to IUCN, three species in the Red Sea have been declared vulnerable. In this study, data on the length-weight relationship (LWR) was presented for the most abundant species (15 grouper species). For 10 of the 15 species, it is the first estimate of LWR parameters in the Red Sea.

INTRODUCTION

The Red Sea is characterized by its marvelous marine life and astounding biological diversity, such as coral reefs, mangrove forests and sea grass beds, which act as nurseries and shelters for many commercially important fish species (Sheppard, 2003). Approximately, 260 species of hard coral (DeVantier *et al.*, 2000) and over 1,200 species of fish have been recorded from the Red Sea. Over the last decades, anthropogenic impacts on the Red Sea environment have resulted in habitat loss and degradation, and as a result, several fish species, notably groupers (Family: Serranidae) have become critically endangered. Serranid comprises about 449 species in 69 genera all over the world (Nelson, 1994). Four subfamilies of the serranid fishes occur in the Red Sea: Serraninae, Liopropominae, Anthiinae and Epinephelinae (Harmelin-Vivien & Bouchon, 1976; Hassan, 1983, 1988; Ghorab, *et al.*, 1986; Heemstra & Randall,

1993). Epinephelinae is the most common and widespread subfamily; 22 species of this family have been recorded from the Red Sea (**Randall & Ben Tuvia, 1983**).

Groupers form an important part of reef fisheries landings in the Gulf of Suez and Red Sea, where they are mainly caught by hooks and lines, trammel and gill nets. Catches of groupers from the Egyptian Red Sea are recorded at the species level as the most economically species (*Cephalopholis miniata*, *C. argus*, *Epinephelus areolatus*, *E. tauvina*, and *Plectropomus truncatus*), while the other grouper species are included in a mixed category called groupers. Recorded landings of all grouper species reached 2370 ton in 2017, constituting about 4.7 % of all fish landings from the Egyptian Red Sea (**GAFRD, 2018**).

The majority of grouper species inhabiting the Red Sea live in or on coral reefs, but few species inhabit deeper water. They are active carnivorous fish, most of them bottom-dwellers and feed mainly on crustaceans and small fish. They are mostly benthic and exceptionally bathypelagic; they are chiefly solitary at least when adults. They are oviparous fishes, and their eggs are pelagic, and many fishes of this family are valued as game and commercially important fishes (**UNESCO, 1985**).

Biological studies on grouper species from the Red Sea are very scarce. Thus, **Randall and Ben-Tuvia (1983)**, **Ghorab, et al. (1986)**, **Hassan (1988)**, **Mahmoud et al. (2009)**, **Abd-Allah (2015)**, **Osman et al. (2018)**, **El Ganainy (2017)**, **Abd-Allah (2019)**, **Galal-Khallaf et al. (2019)** and **Saleh et al. (2019)** have addressed the identification and biological aspects of some grouper species in the Red Sea.

Data on species composition, distribution and abundance are crucial in evaluating the spatial effects of fishing effort (**Jennings & Polunin, 1995**), determining recruitment variability (**Caley et al., 1996**) and trend analysis. The biological life history of groupers is the main factor in their susceptibility to overexploitation, biological information is essential for management purposes. Hence, our knowledge of the biological parameters of a stock, including the length-weight relationship (LWR) is of great importance in fishery biology studies. Thus, the objective of this study was to build for the first time a grouper database by providing information on species composition, abundance, distribution and length- weight relationships of grouper species from the Egyptian waters of the Red Sea.

MATERIALS AND METHODS

1. Study area

The Red Sea is about 2250km long, and at its widest point, it extends for 355km wide. It has a maximum depth of 2211m in the central median trench, and an average depth of 490m. However, there are also extensive shallow shelves, noted for their marine

life and corals. Three fisheries landing sites were selected along the Egyptian Red Sea (Fig. 1). Site I: El Tur region, which is situated in the southern part of the Gulf of Suez ($28^{\circ}12'29.40''$ N and $33^{\circ}36'35.00''$ E). Site II: Hurghada, situated in the northern part of the Red Sea ($27^{\circ}15'51.99''$ N and $33^{\circ}49'29.75''$ E), and Site III: Shalateen, in the most southern part of the Egyptian Red Sea, located at 520km south of Hurghada ($23^{\circ}09'0''$ N and $35^{\circ}36'51''$ E). The location of sampling sites was documented using the global positioning system.



Fig. 1. A map of the Red Sea showing the study sites (fishing harbors El Tor, Hurghada and Shalateen) for sample collection

2. Sampling and data analysis

Random fish samples were seasonally collected (2020-2022) from the artisanal fishery at the three investigated sites. The artisanal fishery in the Egyptian waters of the Red Sea depends mainly on hooks and lines, trammels and gill nets. The grouper fish samples were identified with the help of standard reference books (**Randall, 1983; Randall & Ben-Tuvia, 1983; Heemstra & Randall, 1993; Myers, 1999; Craig *et al.*, 2011; Allen & Erdmann, 2012**). Each specimen was measured to the nearest cm and weighed to the nearest gram.

The present status of the collected grouper species was assessed in four categories on the basis of the availability of fish in the catches of the Red Sea: common (C) species

found throughout the year; seasonal (S) species found seasonally; rare (R) species found sporadically, and very rare (VR) species found accidentally.

Percentage abundance was used to determine the numerical dominance of species at each site. Tukey simultaneous 95% confidence level test was used to test the difference in numerical abundance of species among sites.

The species-site relationship was determined by the distribution area occurrence of different species (Negi & Mangain, 2013) as follows:

Number of sites for each species \times 100/total number of individuals of all species

The fish diversity index (H') was calculated as per the standard method (Shannon-Wiener, 1949).

The mathematical relationship between length and weight was described by the common equation $W = a L^b$ (Ricker, 1975), where W is the total weight in g; L is the total length in cm, and a and b are the constant parameters to be estimated.

RESULTS

1. Species diversity, abundance and distribution

Twenty grouper species were collected from the three investigated sites. Hurghada landings (site II) were the most diverse with 18 species, while Shalateen yielded 16 species, and El Tur was the least diverse landing site, with only 4 grouper species (Fig 2). On the other hand, the highest abundance of grouper individuals was recorded in Shalateen (49%), followed by Hurghada (35%), and the least number was collected from El Tur (16%).

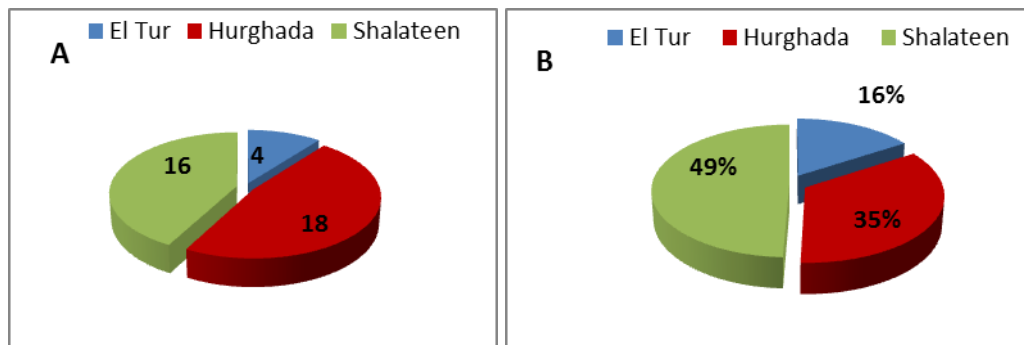


Fig. 2. Species richness (A) and percentage of individuals (B) at the different investigated sites

The collected grouper species belonged to six genera: *Epinephelus*, *Cephalopholis*, *Anyperodon*, *Plectropomus*, *Aethaloperca* and *Variola* (Table 1). The genus *Epinephelus* was the most represented in the samples, with 10 species, while the genera *Cephalopholis* and *Plectropomus* were represented by 5 and 2 species, respectively, and *Anyperodon*, *Aethaloperca* and *Variola* by only one species (Fig. 3). *Epinephelus* is the most abundant genus, comprising about 61.8% of the samples, followed by *Cephalopholis* (24.3) and *Plectropomus* (6%) (Fig. 4). The number of individuals per genus at different sites (Fig. 5) showed that *Epinephelus* is the most abundant genus at all studied sites, and it is the only represented genus in El Tur, southern Gulf of Suez. The genus *Cephalopholis* is more represented in Hurghada than Shalateen. The occurrence of the other four genera is higher in Shalateen than Hurghada (Fig. 5).

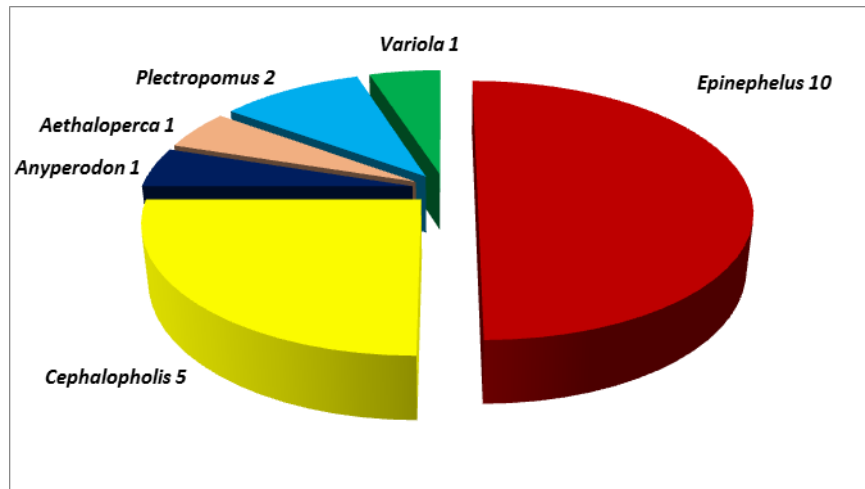
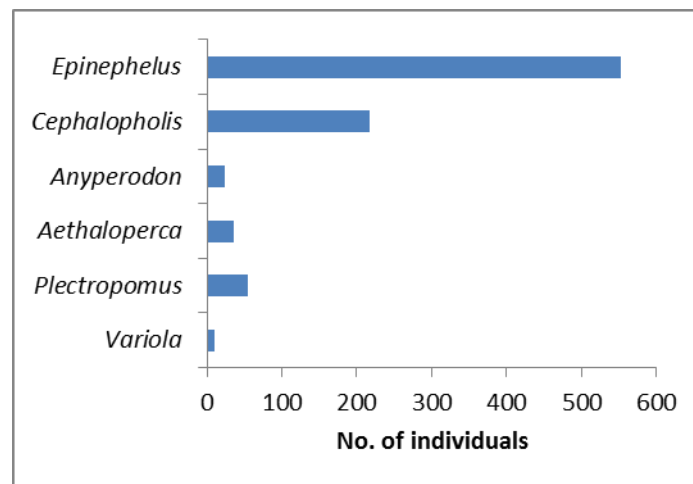


Fig. 3. Number of species in different Epinephelinae genera in the Red Sea

Table 1. Relative abundance, distribution area of occurrence, availability status, and IUCN status of grouper species at different sites in the Red Sea

	Percentage occurrence				Distribution area of % occurrence	availability status	IUCN status
	Site I Tur	Site II Hurghada	Site III Shalateen				
<i>Epinephelus</i>	<i>tauvina</i>	11.97	13.08	12.70	0.336	C	DD
	<i>polyphemadion</i>		12.11	16.78	0.224	C	VU
	<i>chlorostigma</i>	26.06	9.00	7.03	0.336	C	LC
	<i>summana</i>	19.72	9.76	18.27	0.336	C	LC
	<i>areolatus</i>	42.25	3.76	0.91	0.336	C	LC
	<i>fasciatus</i>	0	3.22	0.68	0.224	R	LC
	<i>morrhua</i>			1.13	0.112	R	LC
	<i>fuscoguttatus</i>	0	0.32		0.112	VR	VU
	<i>malabaricus</i>	0	0.32		0.112	VR	LC
	<i>coioides</i>	0	0.32		0.112	VR	LC
<i>Cephalopholis</i>	<i>miniata</i>	0	20.23	13.93	0.224	C	LC
	<i>argus</i>	0	10.23	5.22	0.224	C	LC
	<i>sexmaculata</i>	0	0.96	0.23	0.224	R	LC
	<i>oligostikta</i>	0	6.72		0.112	S	LC
<i>Aethaloperca</i>	<i>hemistiktos</i>	0		1.81	0.112	R	LC
	<i>roga</i>	0	5.14	4.54	0.224	S	LC
<i>Anyperodon</i>	<i>leucogrammicus</i>	0	2.89	3.17	0.224	S	LC
<i>Plectropomus</i>	<i>maculatus</i>	0	0.32	4.31	0.112	S	LC
	<i>areolatus</i>	0	0.96	7.26	0.224	S	VU
<i>Variola</i>	<i>louti</i>	0	0.64	2.04	0.224	S	LC

Vulnerable (VU), Least Concern (LC) and Data Deficient (DD)

**Fig. 4.** Total number of collected grouper individuals in different genera

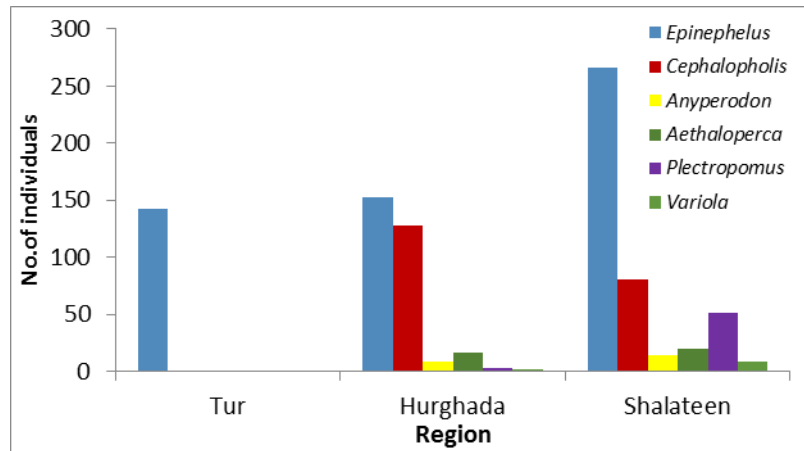


Fig. 5. Occurrence of different Epinephelinae genera in the three investigated regions

The numerical abundance of species collected from the different sites varied slightly ($P= 0.105$). At El Tur, the ereolate grouper *E. areolatus* was numerically the most abundant (42.3%) in the catch, followed by the brownspotted grouper *E. chlorostigma* (26.1%) and the summana grouper *E. summana* (19.7), then the least abundant was *E. tauvina* (12.0%) (Table 1) (Fig. 6).

In Hurghada, the most commonly landed species was *C. miniata* (21.2%), followed by *E. polyphekadion* (15.1), *E. tauvina* (13.1) and *C. argus* (11.2). The other species collected from Hurghada were represented by <10% of the samples, with six species having a very low relative abundance (< 1%) (Table 1) (Fig. 6). *E. summana* was the most abundant species in Shalateen, comprising about 19.3%. *E. areolatus*, *E. fasciatus*, and *C. sexmaculata* were the least abundant by a percentage <1 (Table 1) (Fig. 6).

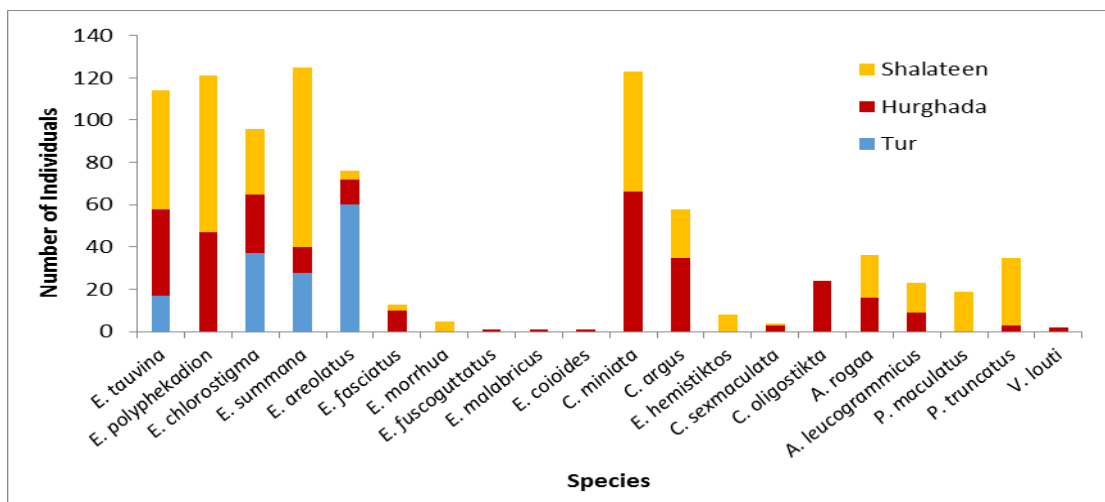


Fig. 6. The numerical abundance of grouper species collected from the three different sites

The Shannon-Wiener diversity index of the three different sampling sites indicated a strong relationship with overall species richness, ranging from 0.56 to 1.02. The highest grouper fish diversity was recorded at site II (1.022), followed by site III (1.015) and site I (0.560).

2. Availability and status of the grouper species

In the present study, the twenty grouper species were categorized into four status levels according to their availability. It was found that seven species (35%) were common; six were seasonal (30%); four were rare (20%), and three species were very rare (15%) (Table. 1).

According to IUCN (2018), three of the recorded grouper species in the Red Sea (*E. polyphkadion*, *E. fuscoguttatus* and *Plectropomus areolatus*) have been declared vulnerable (VU), 16 species are least concern (LC), and one species (*E. tauvina*) is data deficient (DD) (Table 1).

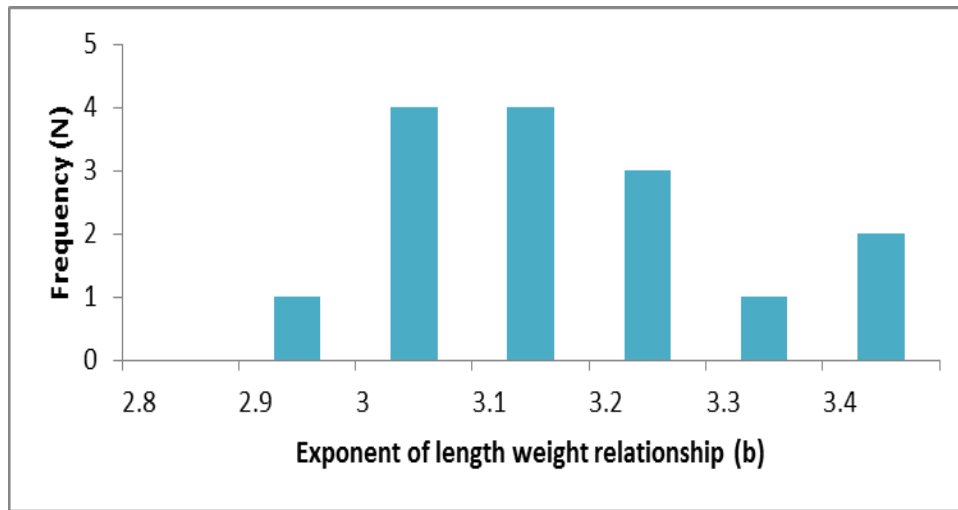
3. Length weight relationship

For estimating the weight-length relationship, 845 grouper individuals representing the most abundant 15 species were used; the rest of the species (5 species) were represented by very low numbers. For 10 species (66.7% of the total), this is the first estimate of length weight constants in the Egyptian Red Sea (marked by a star in Table (2)).

The results of the regression analysis, together with the descriptive statistics are shown in Table (2). All regressions are significant ($P < 0.05$), with a coefficient of determination (r^2) higher than 0.90 for all species. Eight species exhibited isometric growth: six were positive allometric, and only one species (*Aethaloperca roгаа*) was characterized by negative allometric growth. The values of the exponent (b) varied from 2.865 (*A. roгаа*) to 3.455 (*V. lotti*), with the mean b equal to 3.097. The frequency distribution of the b values ranged from 1 to 4, as shown in Fig. (7).

Table 2. Length-weight relationship for 15 grouper species from the Red Sea

Species	No.	Length(cm)	Weight(gm)	A	95% CI of a	b	95% CI of b	Residual standard error	r ²
		Min - Max	Min - Max						
<i>E. Tauvina</i>	114	23.6-62.0	189.5-3137.0	0.012	0.006-0.024	3.021	2.383-3.204	0.664	0.907
<i>E. polyphekadion</i> *	121	20.2-47.8	120.0-2109.0	0.013	0.008-0.019	3.075	2.958-3.193	0.248	0.958
<i>E. chlorostigma</i>	96	13.9-64.8	175.8-4480.0	0.018	0.011-0.029	2.967	2.827-3.107	0.467	0.949
<i>E. summana</i> *	125	19.7-65.5	118.0-4365.0	0.011	0.079-0.014	3.113	3.033-3.192	0.208	0.980
<i>E. areolatus</i>	76	11.2-50.5	21.2-1944.0	0.014	0.011-0.019	2.995	2.958-3.026	0.432	0.981
<i>E. fasciatus</i>	13	21.1-29.8	136.9-422.4	0.010	0.025-0.042	3.124	2.688-3.560	0.007	0.958
<i>C. miniata</i>	88	17.4-42.1	75.6-1367.0	0.014	0.071-0.027	3.047	2.843-3.251	0.499	0.911
<i>C. argus</i> *	58	21.0-41.0	146.5-1471.6	0.078	0.044-0.014	3.223	3.051-3.395	0.090	0.960
<i>C. oligostikta</i> *	23	23.2-35.1	178.7-681.7	0.016	0.046-0.057	2.989	2.605-3.373	0.021	0.930
<i>C. hemistiktos</i> *	8	16.2-21.5	66.2-153.7	0.018	0.070-0.048	2.938	2.599-3.277	0.001	0.987
<i>A. roga</i> *	36	17.5-42.4	102.9-1513.0	0.027	0.014-0.051	2.865	2.672-3.059	0.092	0.964
<i>A. leucogrammicus</i> *	22	32.8-54.5	459.3-2511.0	0.011	0.025-0.050	3.036	2.634-3.438	0.035	0.922
<i>P. maculatus</i> *	19	23.9-53.4	186.0-2238.6	0.084	0.045-0.014	3.156	2.992-3.320	0.024	0.990
<i>P. areolatus</i> *	35	23.1-54.0	131.2-2649.2	0.029	0.015-0.053	3.445	3.275-3.616	0.059	0.981
<i>V. louti</i> *	11	22.5-44.0	95.1-843.6	0.019	0.009-0.039	3.455	3.248-3.664	0.014	0.990

**Fig. 7.** The frequency distribution of the exponent (b) of the length- weight relationship of grouper species from the Red Sea

DISCUSSION

Despite the commercial and ecological importance of groupers in the Red Sea, very little is known about their diversity and biology in the area. Groupers form a sizable portion of the small-scale artisanal reef fishery recorded landings of all grouper species with 2370 ton in 2017, constituting about 4.7% of all fish landings from the Egyptian sector of the Red Sea (GAFRD, 2018). The morphological identification based on Randall and Heemstra (1991), Heemstra and Randall (1993), Myers (1999), Craig *et al.* (2011) and Allen and Erdmann (2012) revealed the presence of 20 epinephelinae species belonging to seven genera in the Red Sea of Egypt. Randall (1983) and Randall and Ben-Tuvia (1983) recorded 22 serranid species in the Red Sea. Saleh *et al.* (2019) recorded 16 grouper species in the Gulf of Aqaba, the northernmost eastern extension of the Red Sea. Our morphological identification was confirmed by Galal-Khallaf *et al.* (2019), who used mitochondrial DNA variations, applied cytochrome oxidase subunit I (COI), and 12srRNA genes sequencing. GenBank comparisons, phylogenetic analyses and comparisons of pairwise distances studied species authentication and identified their relations at the international scale. Their results exhibited > 98% identity with *E. fasciatus*, *A. rogae*, *C. oligosticta*, *E. areolatus*, *V. louti*, *P. areolatus*, *E. malabaricus*, *C. sexmaculata*, *E. summana*, *E. chlorostigma*, *E. polyphkadion*, *C. miniata*, *A. leucogrammicus*, *E. tauvina*, *C. argus* and *C. hemistiktos*.

For the total 20 grouper species collected from the Egyptian Red Sea, Hurghada in the north of the Red Sea had the highest diversity of groupers (18 species), followed by Shalateen in the South (16 species), and then the least diversity was recorded in the El Tur, the northernmost site, with only 4 grouper species. The lower diversity rate in El Tur may be explained by the fact that the fringing reefs at the El Tur are vulnerable to breakage caused by destructive fishing practices and boat anchoring (El Ganainy *et al.*, 2008). There is evidence that reefs can support abundant and diverse fish assemblages as long as reef structure is maintained (Lindahl *et al.*, 2000).

Higher percentage occurrences of *Epinephelus polyphkadion*, *E. summana*, and *Plectropomus areolatus* were recorded at Shalateen, while at Hurghada, *E. tauvina*, *C. miniata* and *C. argus* were the most abundant. *E. areolatus* and *E. chlorostigma* were the dominant grouper species in El Tur region. The spatial variation in grouper diversity may be due to differences in fishing pressure, habitat characteristics or variability in recruitment (Agembe *et al.*, 2010). Fishing in the Red Sea is dominated by small-scale artisanal activities, hand lines, long lines, and to a lesser extent, gill- and trammel- nets employed in addition to some beach seines and cast nets. 155 boats are licensed to land their catch at El-Tur, 744 in Hurghada, and 200 in Shalateen (El Ganainy, 2017). This variation in the number of vessels (as an index of fishing effort) may play an important role in the spatial grouper diversity in the Red Sea. Groupers are high-site-fidelity sedentary fish, often around coral heads (Kaunda-Arara and Rose 2004), a feature that

makes their distribution dependent on the complexity of their environment. In addition, site fidelity and spawning of certain species in aggregations render them susceptible to fishing mortality owing to their abundance and distribution being predictable (**Domeier & Colin, 1997**). Most Red Sea groupers spawn in aggregations locally called “farshat”. The sites of these aggregations are well identified for the most economically commercial species (*E. tauvina*, *C. miniata* and *C. argus*), and most of the aggregation sites are recorded around the small islands near Hurghada and Shalateen (**El Ganainy, 2017**); this behavior could influence the spatial variations observed in species diversity and sample sizes between the three sites. The highest grouper abundance recorded in Shalateen may be attributed to the fact that Shalateen is the least exploited area in the Egyptian Red Sea (**Abdallah, 2019**).

E. tauvina and *E. summana* are common and abundant in the waters of the three studied sites; this may be attributed to the fact that these two species are resident in the Red Sea, and the geographical distribution of *E. summana* is restricted to the Red Sea and Gulf of Aden (**Rhodes & Tupper, 2008**). It can also be due to the overall similarity in the geospatial distribution of the fringing reef along the Red Sea (**Sanders & Morgan, 1989**). Although El Tur (site I) shares a similar reef structure with the other two sites, the low diversity in El Tur may be due to the excessive fishing pressure exerted on the associated reef fisheries at this site (**Sanders & Morgan, 1989; Ahmed & El Ganainy, 2000; El Ganainy & Ahmed, 2002**).

According to the International Union for Nature Conservation (**IUCN, 2018**), one of the recorded species (*C. hemistiktos*) is declared as least concern (LC). This species has a disjoint distribution, including the northern Red Sea, the southern Gulf of Aden and the Arabian Gulf. It is found in relation to patchily distributed coral reefs, and it is subject to overfishing and habitat destruction (**Choat et al., 2008a, b**). The species is a slow growing species, with a long life span of 20 (**Grandcourt et al. 2013**) to 26 years (**Matthews & Samuel 1987**), and late sexual maturation (13 years) (**Grandcourt et al., 2013**). Three of the recorded species in the Red Sea have been categorized as “vulnerable” and in critical need of conservation. These are *P. areolatus*, *E. polyphkadion* and *E. fuscoguttatus*. Based on the **IUCN (2018)** database, the major threats to these species are overfishing by commercial and recreational fisheries, spawning aggregation sites and timing are often widely known by fishers and easily accessed in outer reef passages, which increase their susceptibility to exploitation (**Sadov et al., 2012**).

Other grouper species are identified by the IUCN as “least concern” or “data deficient”, mainly due to their wide geographical distribution, cryptic nature, and/or lack of adequate regional fisheries data (**Galal Khallaf et al., 2019**). Overfishing and habitat loss, mainly due to coral bleaching events, are the major threats for *E. fasciatus*, *E. chlorostigma*, *E. areolatus*, *E. tauvina*, *E. summana*, *E. epistictus*, *E. malabaricus*, *A. roga*, *C. sexmaculata*, *C. oligosticta*, *C. miniata*, *P. maculatus*, *C. argus*, *A.*

leucogrammicus and *V. louti* (Sheppard, 2003; Cabanban *et al.*, 2008a, b; Choat *et al.*, 2008a, b; Fennessy *et al.*, 2008; Heemstra *et al.*, 2008a, b; Kawabe & Kohno, 2009; Liu & Choat, 2008; Rhodes *et al.*, 2008).

Length-weight relationships (LWR) of fish serve as building blocks in ichthyology and fishery science (Edelist, 2012). Length-weight relationships have important implications for fisheries science and population dynamics (Erzini, 1994). This information is necessary in stock assessment models (Morato *et al.*, 2001). It is commonly used in the ecosystem modeling approach (Christensen & Pauly, 1992; Christensen & Walters, 2004). For more precise weight estimates, it is advisable to make use of local values (Moutopoulos & Stergiou, 2002; Morey *et al.*, 2003). Most of the length-weight relationships reported in this study agree with those obtained previously for *E. fasciatus*, *E. chlorostigma*, *E. areolatus*, *E. tauvina* and *C. argus* in different localities (Mathews, 1987; Currey *et al.*, 2010; Kandula *et al.*, 2014; Kanikawa *et al.*, 2015). However, some species, such as *E. fasciatus*, *C. miniata*, *A. leucogrammicus*, *P. maculatus*, and *V. louti* showed different b values than those obtained by Letourneur *et al.* (1998), Mapleston *et al.* (2009) and Palla *et al.* (2018) in other Indo-Pacific regions. These variations may be due to differences in the number of sampled specimens, narrower or wider size ranges, and/or different sampling environments.

The present study showed high grouper diversity in the Red Sea. The results would contribute to build a biological database of grouper populations in the Red Sea, and the estimated length - weight parameters for 15 species are useful for modeling the grouper stocks, which would help in the proper management of these valuable resources.

Declaration of competing interest

The authors declare that they have no known competing financial interests or personal relationships that could have appeared to influence the work reported in this paper.

REFERENCES

- Abd-Allah, E. M. (2015).** "Some fisheries and biological studies on the areolate grouper *Epinephelus areolatus* (Family, Serranidae) from the Gulf of Suez". M.Sc. Thesis. Zoology Department, Faculty of Science, Al-Azhar University, Egypt. 193p.
- Abd-Allah, E. M. (2019).** Population structure and genetic diversity of some groupers (Family Serranidae) from Southern Red Sea, Shalati, Egypt: towards more efficient tools for fisheries management. Ph. D. Thesis. Zoology Department, Faculty of Science, Al-Azhar University, Egypt. 171p.
- Agembe, S.; Mlewa, C. M. and Kaunda-Arara, B., (2010).** "Catch composition, abundance and length-weight relationships of groupers (Pisces: Serranidae) from inshore waters of Kenya." *Western Indian Ocean Journal of Marine Science*. 9(1): 91-102.
- Ahmed, A.I. and El-Ganainy, A. A. (2000).** On the Population Dynamics of Three Sparid Species from South Sinai Coast, In the Gulf of Suez, Red Sea. *Egypt. J. Aquat.*

- Biol. & Fish., Vol. 4 No. 4, 235-246.
- Allen, G.R. and Erdmann, M.V. (2012).** Reef Fishes of the East Indies. Tropical Reef Research, Perth.
- Caley, M. J.; Carr, M. H.; Hixon, M. A.; Hughes, T. P.; Jones, G.P. and Menge, B. A. (1996).** Recruitment and the local dynamics of open marine populations. *Annu. Rev. Ecol. Syst.* 27:477–500.
- Cabanban, A.S.; Kulbicki, M.; Fennessy, S.; Heemstra, P.C.; Yeeting, B. (2008)a.** *Cephalopholis miniata*. In: The IUCN Red List of Threatened Species 2008: <https://doi.org/10.2305/IUCN.UK>.
- Cabanban, A.S.; Myers, R.; Yeeting, B.; Pollard, D.; Kulbicki, M.; Fennessy, S. (2008)b.** *Cephalopholis sexmaculata*. In: The IUCN Red List of Threatened Species 2008: <https://doi.org/10.2305/IUCN.UK.2008.RLTS>.
- Choat, J.H.; Craig, M.; Ferreira, B. (2008)a.** *Variola louti*. In: The IUCN Red List of Threatened Species 2008: <https://doi.org/10.2305/IUCN.UK>.
- Choat, J.H.; Rocha, L.; Ferreira, B.; Bertoncini, A.A.; Craig, M. (2008)b.** *Cephalopholis hemistiktos*. In: The IUCN Red List of Threatened Species 2008: <https://doi.org/10.2305/IUCN.UK>.
- Christensen, V. and Pauly, D. (1993).** Trophic models of aquatic ecosystems. ICLARM Confer.
- Christensen, V. and Walters, C. (2004).** Ecopath with Ecosim: methods, capabilities and limitations. *Eco. Modelling.* 172, 109-139.
- Craig, M.; de Mitcheson, Y.J.S. and Heemstra, P.C. (2011).** Groupers of the World: A Field and Market Guide. CRC Press/Taylor and Francis Group, North America. 356 pp.
- Currey, L. M.; Simpfendorfer, C. and Williams, A. J. (2010).** Resilience of reef fish species on the Great Barrier Reef and in Torres Strait. Project Milestone Report to the Marine and Tropical Sciences Research Facility. Reef and Rainforest Research Centre Limited, Cairns. 32 p.
- DeVantier, L.; Turak, E.; Al-Shaikh, K., and De ath, G. (2000).** Coral communities of the central-northern Saudi Arabian Red Sea. *Fauna of Arabia*, 18, 23-66.
- Domeier, M.L. and Colin, P.L., (1997).** Tropical Reef Fish Spawning Aggregations Defined and Reviewed. *Bull. Mar. Sci.* 60: 698-726.
- Edelist D., (2012).** New length–weight relationships and Lmax values for fishes from the Southeastern Mediterranean Sea. *J Appl Ichthyol*, 1–5.
- El-Ganainy. A.A. and Ahmed, A.I., (2002).** Growth, Mortality and Yield per recruit of the rabbit fish *Siganus rivulatus* from the eastern side of the Gulf of Suez, South Sinai Coast, Red Sea. Egypt. *J. Aquat. Biol. & Fish.*, Vol. 6 No. 1, 72-82.

- El Ganainy, A.A.; Abeid, M. L.; Abdel-Rahman, A. and Yassien, M. H., (2008).** Impact of intensive collection of reef fishes for aquarium trade on coral communities and reef fish assemblages in the Gulf of Suez. *Egyptian Journal of Aquatic Research*, Vol. 34 No 2:356-371.
- El Ganainy, A. A., (2017).** "Stock assessment and gear description of the Red Sea and Gulf of Suez fisheries for their proper management." Final report submitted to Science and Technology development Fund (STDF), Ministry of Scientific Research, Egypt: pp. 124.
- Erzini, K., (1994).** An empirical study of variability in length at age of marine fishes. *Appl. Ichthyol.* 10 ,1: 17-41.
- Fennessy, S.; Rokosch, A. and Mack, J. J. (2008).** Patterns of plant decomposition and nutrient cycling in natural and created wetlands. *Wetlands* 28, 2:300-310.
- Froese, R. and Pauly, D. Editors. (2019).** Fish Base. World Wide Web electronic publication. www.fishbase.org, version (04/2019).
- GAFRD, 2018.** Annual statistical report of the General Authority for Fish Resources Development, Egypt.
- Galal-Khallaf, A., G.M.; Osman, A.A.; El-Ganainy, M. M.; Farrag, E. M.; AbdAllah, M. A. and Moustafa, Geba, K. M., (2019).** Mitochondrial genetic markers for authentication of major Red Sea grouper species (Perciformes: Serranidae) in Egypt: A tool for enhancing fisheries management and species conservation. *Gene* 689: 235–245.
- Ghorab, H.; Bayoumi, A.; Bebars, M. and Hassan, A., (1986).** "The reproductive biology of grouper, *Epinephelus chlorostigma* (Pisces, Serranidae) from the Red Sea." *Bulletin of Institute of Oceanography. Fish. ARE.* 12: 13-33.
- Grandcourt, E. M.; Francis, F. and Al Shamsi, A. (2013).** Stock Assessment of Eshnenuh, Marjaan & Dhil'e in Abu Dhabi. Terrestrial & Marine Biodiversity Sector. Environment Agency – Abu Dhabi.
- Harmelin-Vivien, M. and Bouchon, C., (1976).** "Feeding behavior of some carnivorous fishes (Serranidae and Scorpaenidae) from Tulear (Madagascar)." *Marine Biology.* 37, 4: 329-340.
- Hassan, A. A., (1983).** "Taxonomical studies of fishes of family Serranidae from the North Western region of the Red Sea, with special reference to the biology of the *Epinephelus Chlorostigma*." M.Sc. Thesis. Zoology Department. Faculty of Science, Ain-Shams University, Egypt.
- Hassan, A. A., (1988).** "Biology and fishery studies on the Serranidae *Epinephelus areolatus* from the Red Sea." PhD. Thesis. Zoology Department. Faculty of Science, Ain-Shams University, Egypt.
- Heemstra, P.C. and Randall, J.E., (1993).** FAO species catalogue. Vol. 16. Groupers of the world (Family Serranidae, Subfamily Epinephelinae). An annotated and illustrated catalogue of the grouper, rockcod, hind, coral grouper and lyretail species known to date. FAO, Rome.
- Heemstra, P.C.; Pollard, D.; Samoilys, M.; Yeeting, B. and Choat, J.H., (2008)a.** *Anyperodon leucogrammicus*. In: The IUCN Red List of Threatened Species 2008: <https://doi.org/10.2305/IUCN.UK.2008.RLTS>.
- Heemstra, P.C.; Samoilys, M.; Cornish, A. and Cabanban, A.S., (2008)b.**

- Aethaloperca rogae*. In: The IUCN Red List of Threatened Species 2008: <https://doi.org/10.2305/IUCN.UK>.
- IUCN. 2015.** The IUCN Red List of Threatened Species. Version 2015-4. Available at: www.iucnredlist.org. (Accessed: 19 November 2015).
- IUCN. 2018.** The IUCN Red List of Threatened Species. Version 2018-2. Available at: www.iucnredlist.org. (Accessed: 15 November 2018).
- Jennings, S. and Polunin, N., (1995).** "Relationships between catch and effort in Fijian multispecies reef fisheries subject to different levels of exploitation." *Fish. Manag. Ecol.* 2(2): 89-101.
- Kandula, S.; Shrikanya, K.V.L. and Iswarya Deepti, V.A., (2015).** Species diversity and some aspects of reproductive biology and life history of groupers (Pisces: Serranidae: Epinephelinae) off the central eastern coast of India. *Mar. Biol. Res.* 11, 1:18-33.
- Kanikawa, K.T.; Cruz, E.; Essington, T.E.; Hospital, J.; Brodziak, J.K.T. and Branch, T.A., (2015).** Length-weight relationships for 85 fish species from Guam. *J. Appl. Ichthyol.* 31:1171-1174.
- Kaunda-Arara, B. and Rose, G.A., (2004).** Homing and Site Fidelity in Greasy Grouper *Epinephelus tauvina* (Serranidae) within a Marine Protected Area in coastal Kenya. *Mar. Ecol. Prog. Ser.* 277: 245-251.
- Kawabe, K. and Kohno, H., (2009).** Morphological development of larval and juvenile blacktip grouper, *Epinephelus fasciatus*. *Fish. Sci.* 75, 5:1239-1251.
- Letourneur, Y.; Kulbicki, M. and Labrosse, P., (1998).** Length-weight relationships of fish from coral reefs and lagoons of New Caledonia, southwestern Pacific Ocean: an update. *Naga ICLARM Q.* 21, 4:39-46.
- Lindahl, U.; Ohman, M.C. and Schelten, C.K., (2000).** The 1997/1998 mass mortality of corals: effects on fish communities on a Tanzanian coral reef. *Mar. Pollut. Bull.* 42:127-131.
- Liu, M. and Choat, J.H., (2008).** *Cephalopholis argus*. In: The IUCN Red List of threatened species, <https://doi.org/10.2305/IUCN.UK>.
- Mahmoud, H. H.; Ezzat A. A. and Ibrahim, M. A., (2009).** "Assessment of inshore commercial fisheries of Halaieb/Shalatién area "Red Sea"." *Egyptian Journal of Aquatic Research.* 35: 148-164.
- Mathews, C.P. and Samuel, M., (1987).** Growth, mortality and assessment for groupers from Kuwait. *Kuwait Bulletin of Marine Science* 9: 173-191.
- Mapleston, A.; Currey, L.M.; Williams, A.J.; Pears, R.; Simpfendorfer, C.A.; Penny, A.L.; Tobin, A. and Welch, D., (2009).** Comparative biology of key inter-reef serranid species on the Great Barrier Reef. Project Milestone Report to the Marine and Tropical Sciences Research Facility. Reef and Rainforest Research Centre Limited, Cairns. 55 p.
- Morato, T.; Alfonso, P.; Lourinho, P.; Barreiros, J.P.; Santos, R.S. and Nash R.D.M., (2001).** Length-weight relationship for 21 coastal fish species of the Azores, north-eastern Atlantic. *Fish. Res.* 50: 297-302.
- Morey, G.; Moranta, J.; Massut, E.; Grau, A.; Linde, M.; Riera, F. and Morales-Nin, B., (2003).** Weight length relationships of littoral to lower slope fishes from the western Mediterranean. *Fish. Res.* 62: 89-96.
- Moutopoulos, D. K. and Stergiou, K.I., (2002).** Length-weight and length-length

- relationships of fish species from the Aegean Sea (Greece). *Appl. Ichthyol.* 18, 3: 200-203.
- Myers, R.F., (1999).** *Micronesian Reef Fishes: A Field Guide for Divers and Aquarists.* Coral Graphics, Barrigada, Guam.
- Negi, R.K. and Mamgain, S., (2013).** Species diversity, abundance and distribution of fish community and conservation status of Tons River of Uttarakhand state, India. *J. Fish. Aquat. Sci.* 8, 5: 617-626.
- Nelson, J. S., (1994).** "Fishes of the world, 3rd edition." John Wiley and Sons, New York: NY. 523 pp.
- Osman, A. G.; El-Ganainy, A. and Abd-Allah, E., (2018).** "Some reproductive aspects of the areolate grouper, *Epinephelus areolatus* from the Gulf of Suez." *The Egyptian Journal of Aquatic Research.* 44, 1: 51-56.
- Palla, H.P.; Pagliawan, H.B.; Rodriguez, E.F.; Cacho, B.S.M.G.T.; Gonzales, B.J.; Bonnell, C. and Fowler, T., (2018).** Length-weight relationship of marine fishes from Palawan, Philippines. *The Palawan Scientist* 10:17-28.
- Randall, J., (1983).** "Red Sea reef fishes". IMMEL Publ. Co. London. 192.
- Randall, J. E. and Ben-Tuvia, A., (1983).** "A review of the groupers (Pisces: Serranidae: Epinephelinae) of the Red Sea, with description of a new species of *Cephalopholis*." *Bulletin of marine Science.* 33, 2: 373-426.
- Randall, J.E. and Heemstra, P.C. (1991).** Revision of Indo-Pacific groupers (Perciformes: Serranidae: Epinephelinae), with descriptions of five new species. *Indo-Pac. Fish.* (20):332 p.
- Rhodes, K.L. and Tupper, M.H., (2008).** The vulnerability of reproductively active squaretail coral grouper (*Plectropomus areolatus*) to fishing. *Fish. Bull.* 106: 194-203.
- Ricker, W. E., (1975).** "Computation and interpretation of biological statistics of fish populations." *Bull. Fish. Res. Bd. Can.* 191: 1-382.
- Sanders, M.J. and Morgan, G.R., (1989).** Review of the fisheries resources of the Red Sea and Gulf of Aden. *FAO Fish. Tech. papers.* No 304, 137p.
- Sadovy de Mitcheson, Y. and Colin, P.L. (eds) (2012).** Reef fish spawning aggregations: biology, research and management. *Fish. Fish.* 35, 643 pp.
- Saleh, B. M.; Abozeid, M. M.; Ahmed, A. I.; Alwany, M. A. and El-Sherbiny, A., (2019).** Abundance of the groupers fish (Teleostei: Serranidae) along Gulf of Aqaba. *Catrina*, 18, 1: 151-160.
- Shannon, C. E., and Weaver, W. (1949).** *The Mathematical Theory of Communication.* Urbana, IL: The University of Illinois Press, 1-117.
- Sheppard, C.R.C., (2003).** Predicted recurrences of mass coral mortality in the Indian Ocean. *Nature* 425, 294–297.
- United Nations Educational, Scientific and Cultural Organization (UNESCO), 1985.** "Fishes of the North Atlantic and Mediterranean." 3 Paris.