

Critical Level Limitation of Nitrogen For Wheat Plants Cultivation in El-Gimmiza Area

El-Sherief, M.A.B¹, E. M. S. Saad Man² and S. M. S. El-Kalawy¹

¹Soils, Water and Environment Research Inst., Agric. Res. Center, Giza, Egypt.

²Dept. of Soil Sci., Fac. of Agric., Minufia Univ., Shibien El-Kom, Egypt.



ABSTRACT

Wheat is an important Egyptian grain crop. Nitrogen has a major influence on wheat productivity. The goal of N management program should be supplying enough N to achieve maximum profit from the crop. But any N not used by the wheat crop is potentially subjected to leaching, which pollutes groundwater and decreases the efficiency of N fertilization. The availability of Nitrogen is affected by the soil properties, especially soil salinity, soil content of total calcium carbonate and particles size distribution of soil (soil texture). Also, some other important factors as soil-pH, soil organic matter content and cation exchange capacity of soil...etc. The aim of study is to determine the critical level limitation of wheat crop under loamy soil through each of different nitrogen levels and obtain the maximum yield of production. Field experiment was carried out in El-Gimmiza Agricultural Researches Station Farm during winter season of 2012-2013 in Loamy soil. The experimental design was randomized complete blocks. Grain and straw yield for wheat crop were determined, soil available nitrogen was determined after harvesting. The obtained result observed that wheat grain plus straw yield was low at N₁-treatment (5586 kg fed⁻¹) and the highest one was at N₃-treatment (7294 kg fed⁻¹). Nitrogen critical level for wheat grain yield was N₃-treatment (60 kg N fed⁻¹). So, the nitrogen critical level for wheat grain yield is N₃-treatment (60 kg N fed⁻¹). From the field experiment, the nitrogen critical level limitation for wheat crop yield is 60 kg N fed⁻¹ under Egyptian environmental conditions for El-Gimmiza area such as soil moisture regime, soil temperature, biotic activity and soil pH.

keywords: Nitrogen Critical level, Loamy soil.

INTRODUCTION

Wheat is an important Egyptian grain crop having the nitrogen a major influence on the productivity levels. The goal of N management program should be supplying enough N to achieve maximum profit from the crop. But any N not used by the wheat crop is potentially subjected to leaching, which pollutes groundwater and decreases the efficiency of N fertilization. The total nitrogen of the earth is about 167 x10¹⁵ ton (Barker and Pilbeam, 2007). Nitrogen in soils, lakes, streams, sea bottoms, and living organisms is only about 0.02% of the total nitrogen of the earth (Barker and Pilbeam, 2007). Nitrogen is the essential inorganic nutrient required in the largest quantity by plants. Most plants are able to absorb either nitrate (NO₃⁻) or ammonium (NH₄⁺) or both. NH₄⁺ as the sole source of nitrogen or in excess is deleterious to the growth of many plant species.

The availability of Nitrogen is affected by the soil properties, especially soil salinity, soil content of total calcium carbonate and particles size distribution of soil (soil texture). Also, some other important factors as soil-pH, soil organic matter content and cation exchange capacity of soil ...etc. The research on plant-soil interaction is focused on the processes that take place in the rhizosphere, the soil environment surrounding the root. Many of these processes can control plant growth, microbial infections, and nutrient uptake. (Roberto et al., 2007). Nutrient cycling is a key ecosystem function and essential for the conversion of nutrients to plant available forms. Cultivation and grazing affect N, P, K and S cycling in soils differently (Green et al., 2007).

The linear uptake of nitrogen from calcium nitrate applied at seeding at 0, 60, 120 and 180 mg N kg⁻¹, soil resulted in widely different intercept and experimental control values in both high and low labile organic matter counterparts of a coarse sandy loam; the extrapolated control was less than the experimental

value. Calculated and experimental values were not significantly different in a loamy sand and a loam (Figueiredo, 2009).

Ammonium and nitrate are the most important inorganic N forms readily available to plants. In loamy sand with EC_e 12.1 dS m⁻¹, no significant differences were found between NH₄⁺ and NO₃⁻ nutrition for shoot biomass of wheat (Irshad et al., 2002). Also, compared to NH₄⁺ and NO₃⁻ nutrition increased the plant uptake of Ca²⁺, Mg²⁺, K⁺ and N and plant biomass under EC 10 dS m⁻¹ induced using NaCl (Mahmood and Kaiser, 2003). El-Gharably, (2008) reported that, the lower root and shoot biomass and nutrient uptake with NH₄⁺, compared to NO₃⁻ nutrition were attributed to plant toxicity with NH₄⁺ when applied at 3-6 mM N. Ammonium, as a sole source of N applied at high concentrations, may be toxic for plants (Britto and Kronzucker, 2002). Nitrogen (an element required in large quantities for healthy plant growth) may be supplied either as a cation (ammonium - NH₄) or an anion (nitrate - NO₃), the ratio of these two forms of nitrogen in the nutrient solution can have large effects on both the rate and direction of pH changes with time. (World shopping, 2011). In the other study by Almodares et al., (2009) was carried out to evaluate the effects of four nitrogen treatments (50, 100, 150 and 200 Kg urea ha⁻¹) on biomass, crude protein, soluble carbohydrates and crude fiber contents in three fodders (corn, sweet sorghum and sweet sorghum bagasse) at the field experimental station. The results showed the effects of nitrogen treatments and fodders on the above measurements were significant.

In many ecosystems, the importance of plant uptake of soil organic N in the field remains unclear (Jones, 1999; Hodge et al., 2000 and Nasholm et al., 2009). It has been generally suggested that direct uptake of organic N is significant for plants in soils where inorganic N availability is very limited (Schimel and Bennett, 2004) or where soil concentration of amino

acids is very high (Jones et al., 2005). In addition, various studies have found plant organic N uptake in ecosystems where amino-N is the dominant form of soluble soil N (Chapin et al., 1993; Nasholm et al., 1998; Nordin et al., 2001 and Bardgett et al., 2003). The relationship between soil N availability and plant N uptake, however, will depend on various factors, including soil interactions, plant-microbial competition, and mycorrhizal association (Persson et al., 2003 and Schimel and Bennett, 2004). Many studies on plant physiology, including those on N uptake, are based on hydroponically grown plants. However, caution is required to extrapolate results from these studies to soil-plant interactions so as to get better insights into mechanisms and processes occurring in the rhizosphere. Indeed, there are a number of ecologically crucial differences between a real soil and a nutrient solution: (1) water potential; (2) nutrient-patched vs. uniform distribution in the solution; (3) gas composition and concentration; (4) type, amount, and half-life of rhizodepositions; (5) abundance, activity, and diversity

of microbial communities inhabiting the rhizosphere; and (6) symbiosis with fungi and bacteria (Badalucco and Paolo, 2007).

The aim of study to nitrogen critical level limitation of wheat crop under loamy soil through each of different nitrogen levels and obtained the maximum yield of production.

MATERIALS AND METHODS

A field experiment was carried out in El-Gimmiza Agricultural Researches Station Farm during winter season of 2012-2013 on loamy soil. Disturbed surface soil sample was collected in summer 2012 and 2013 and it's air dried, gently crushed and sieved through a 2 mm sieve. Fractions below 2 mm were subjected to chemical and physical analyses. Soil physical and chemical properties and also its content of available-N were carried out according to Black et al., (1965) and presented in Table 1.

Table (1): Some physical and chemical properties of the studied soil

| Soluble cations (meq ^l ⁻¹) | | | | Soluble anions (meq ^l ⁻¹) | | | | Texture Class | | | Texture Grade | SP | pH | EC dSm ⁻¹ |
|---|------------------|----------------|-----------------|--|-------------------------------|-------------------------------|-----------------|---------------|------|------|---------------|------|-----|----------------------|
| Mg ²⁺ | Ca ²⁺ | K ⁺ | Na ⁺ | SO ₄ ²⁻ | HCO ₃ ⁻ | CO ₃ ²⁻ | Cl ⁻ | Sand | Silt | Clay | | | | |
| 5.3 | 8.9 | 2.5 | 13.2 | 4.5 | 0.6 | - | 24.8 | 36.0 | 37.8 | 26.2 | Loam | 46.6 | 8.2 | 3.19 |

Nitrogen in soil was determined before cultivation (Native nitrogen), thus nitrogen treatments were carried out (Table, 2).

Table (2): Nitrogen experimental rate treatments and symbols

| Treatments | Symbols | Nitrogen rates (mg kg ⁻¹) |
|--------------------------------|----------------|---------------------------------------|
| Control (without N-fertilizer) | N ₀ | zero |
| Treatment -2 | N ₁ | 300 |
| Treatment -3 | N ₂ | 450 |
| Treatment -4 | N ₃ | 600 |
| Treatment -5 | N ₄ | 750 |
| Treatment -6 | N ₅ | 900 |

* Nitrogen fertilizer is ammonium nitrate.

Available nitrogen was determined in all soil samples digestion by perchloric acid and sulfuric acid using method of Kjeldahl as described by Page et al., (1982).

Wheat crop was cultivated during November, 2012 and it's harvested during May, 2013. Soil was preparing and phosphorus and potassium fertilizers according to recommendation dose. Native nitrogen quantities were subtracted from nitrogen added in the treatments numbers 2-6, then the net nitrogen fertilizers were added to soil. Surface irrigation was used at the optimum of soil moisture at the period between irrigation. The experimental design was randomized complete blocks in the three replicates. Grain and straw yield for wheat crop were determined, soil content of available nitrogen was determined after harvesting. The relation between wheat grain and straw yield was studied using Minitab computer analytical programs to found nitrogen critical level based on newer important statically program according to El-Shazly (2013).

RESULTS AND DISCUSSIONS

Efficient N management program in wheat production can be attained by suitable evaluation of

plant nutritional status. The definition of nitrogen critical level is the level of nitrogen in soil at which before or after it reduces with absorbed nitrogen and thus reduce the crop. Figure (1) observed that wheat grain yield was affected by nitrogen treatments for all replicates. The mean value of wheat grain yield was high at N₃-treatment (2464 kg fed⁻¹) and low at N₅-treatment (2002 kg fed⁻¹). Nitrogen critical level for wheat grain yield was N₃-treatment (60 kg N fed⁻¹). So, the nitrogen critical level for wheat grain yield is N₃-treatment (60 kg N fed⁻¹). Rasaei et al., (2012) concluded that, nitrogen is one of the elements in soil that is strongly influenced by water in the soil. But other parameters such as temperature can be effect on it.

Figure (2) observed that wheat straw yield was affected by nitrogen treatments for all replicates. The mean value of wheat straw yield was high at N₃-treatment (4830 kg fed⁻¹) and low at N₁-treatment (3556 kg fed⁻¹). Nitrogen critical level for wheat straw yield was N₃-treatment (60 kg N fed⁻¹). Wheat crop N

requirement and the ability of the soil to supply N depends on a range of variables, including inorganic and organic N content of the soil, in-crop mineralisation, rate of nitrate leaching, rotation history and presence of

yield limitations (such as root disease) and abiotic constraints such as salinity and sodicity (Fontes and Ronchi, 2012).

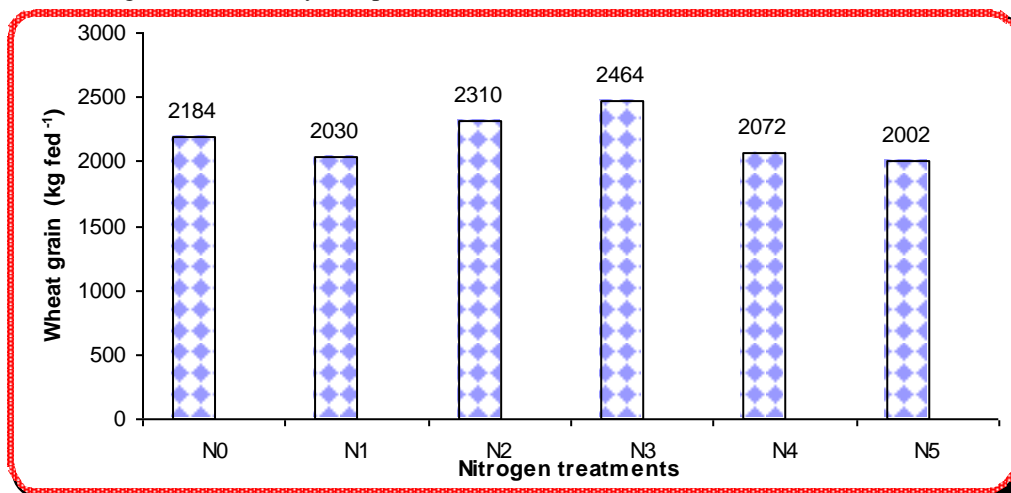


Figure (1): The relation between soil nitrogen treatments and wheat grain yield.

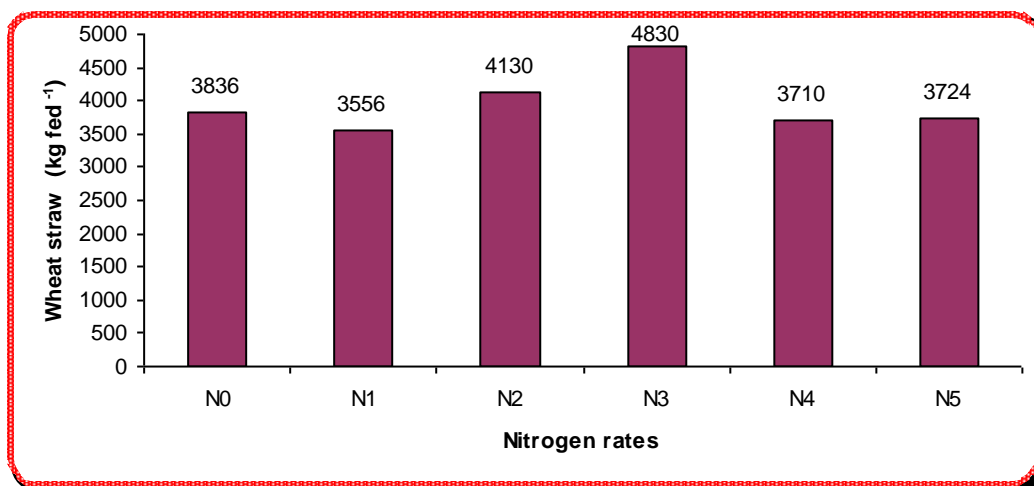


Figure (2): The relation between soil nitrogen treatments and wheat straw yield.

Nitrogen critical level limitation for wheat crop grain plus straw yield was studied and the result recorded in Table (3) and it's illustrated in Fig. (3). The obtained result observed that wheat grain plus straw yield was low at N₁-treatment (5586 kg fed⁻¹) and the highest one was at N₃-treatment (7294 kg fed⁻¹). Independently of the N index, the existence of values accepted as the critical N concentration is necessary to be used as a standard or reference. Usually, recommendation for critical values to evaluate N status are derived from wheat field survey and or field and greenhouse studies at soil and nutrient solution conditions in which wheat plant responses to a range of fertilizer rates are measured. Thus, nitrogen critical level limitation for wheat crop grain plus straw yield is N₃-treatment (60 kg fed⁻¹). Also, based on mean values of wheat grain plus straw yield, the treatments were take the following order: N₁(5586 kg fed⁻¹) < N₅ (5726 kg fed⁻¹) < N₄ (5782 kg fed⁻¹) < N₀ (6020 kg fed⁻¹) < N₂ (6440 kg fed⁻¹) < N₃ (7294 kg fed⁻¹). More recently information to farmers about N management has

incorporated recognition that wheat has a varying demand for N throughout the season and N supply needs to match this demand (DPI, 2006). Correlations coefficients between soil nitrogen treatments and wheat grain, straw and grain plus straw yield were studied using Minitab statically analysis and the obtained result recorded in Table (4).

Table (3): Wheat grain plus straw yield mean values (Kg fed⁻¹) during 2012 – 2013 growth season

| Treatment | grain | Straw | grain plus straw |
|-----------|-------|-------|------------------|
| N0 | 2184 | 3836 | 6020 |
| N1 | 2030 | 3556 | 5586 |
| N2 | 2310 | 4130 | 6440 |
| N3 | 2464 | 4830 | 7294 |
| N4 | 2072 | 3710 | 5782 |
| N5 | 2002 | 3724 | 5726 |

Statically analysis use computer Maintab-programm of grains and straw yields of wheat plants in

relation with added nitrogen fertilizer show that positive highly correlation coefficient relationship between N-treatments and each of wheat crop grain ($R^2 = 94.7\%$), straw ($R^2 = 97.2\%$) and grain plus straw yield ($R^2 = 99.6\%$). These results are agree with obtained by those Ali et al., (2000); Abdel-Ghani and Bakry, (2005); Abd El-Hady et al., (2006) and Alamri and Mostafa, (2009) on they studied for different Egyptian soils.

To predict the wheat yield productivity on the basis of the N-treatment effect, available nitrogen was determined for all treatments and the obtained results observed in Fig. (4). Generally, available nitrogen increasing with increase nitrogen additive and positive correlation relationship ($R^2 = 75.8\%$) between nitrogen added and available nitrogen in soil (Fig. 3). Available nitrogen values ranged from 20 kg fed⁻¹ at initial soil nitrogen content (N_0) to 40.6 kg fed⁻¹ at the highest nitrogen treatment 90 kg fed⁻¹ (N_5). This results are agree with obtained by El-Mleegy, (2007) and El-Shazly, (2013) on their studied on different Egyptian soils.

Table (4): Correlations coefficients between soil nitrogen treatments and wheat grain, straw and grain plus straw yield

| | N-treatments | Grain | Straw |
|--------------------------------------|--------------|---------|---------|
| Grain Pearson correlation | -0.165 | | |
| P | 0.755 | | |
| N | 10 | | |
| Straw Pearson correlation | 0.085 | 0.947** | |
| P | 0.872 | 0.004 | |
| N | 10 | 10 | |
| Grain plus straw Pearson correlation | 0.016 | 0.972** | 0.996** |
| P | 0.977 | 0.001 | 0.000 |
| N | 10 | 10 | 10 |

*. correlation is significant at the 0.05 level (1-tailed)

**, correlation is significant at the 0.01 level (1-tailed)

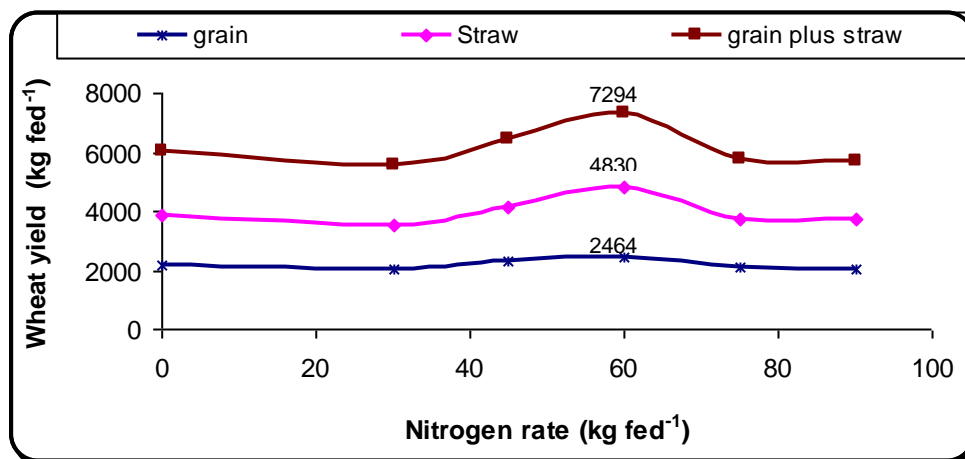


Figure (3): The relation between soil nitrogen rate and wheat yield.

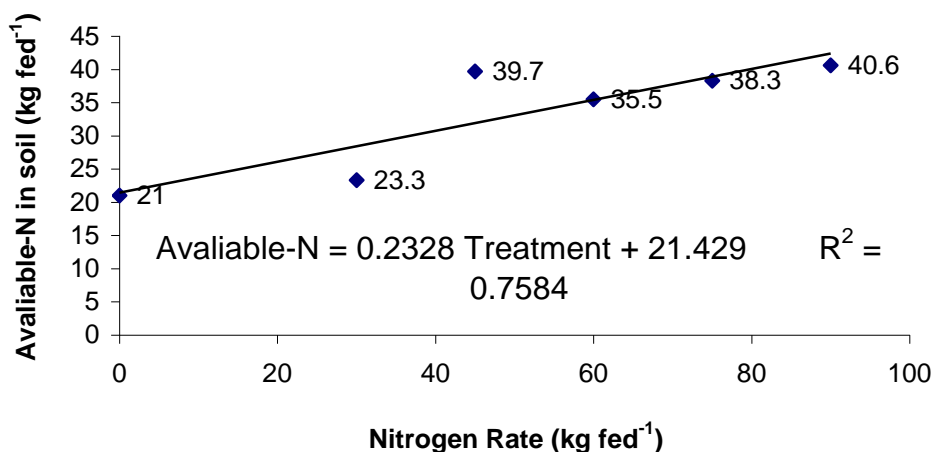


Figure (4): Prediction of soil available nitrogen based on nitrogen treatments for wheat crop.

CONCLUSION

From the field experiment, the nitrogen critical level limitation for wheat crop yield is 60 kg N fed⁻¹ under Egyptian environmental conditions for El-Gimmiza area such as soil moisture regime, soil temperature, biotic activity and soil pH.

REFERANCES

- Abd El-Hady; M.A, M.S El-Habba, N.A. Noureldin and M.F. Hamed, (2006): Response of wheat productivity and quality to bio-organic and inorganic fertilizers. *Annals Agric. Sci., Ain Shams Univ., Cairo*, 51(1):103-111.
- Abdel-Ghani M.M and M.A. Bakry, (2005): Impact of different n-sources and rates on wheat plants grown on sandy soils under sprinkler irrigation system. *Minufiya J. Agric. Res.* Vol. 30 No.5: 1639 -1650.
- Alamri ,S. A. and Y.S. Mostafa, (2009): Effect of nitrogen supply and *Azospirillum brasilense* Sp-248 on the response of wheat to seawater irrigation Saudi Journal of Biological Sciences (2009) 16, 101–107.
- Ali, A.; M. A. Choudhry; M. A. Malik; R. Ahmad and Saifullah, (2000): Effect of various doses of nitrogen on the growth and yield of two wheat (*Triticum aestivum* L.) cultivars. *Pakistan Journal of Biological sciences.*, 3 (6) : 1004-1005.
- Almodares A., M. Jafarinia and M.R. Hadi, (2009): The Effects of Nitrogen Fertilizer on Chemical Compositions in Corn and Sweet Sorghum. *American-Eurasian J. Agric. & Environ. Sci.*, 6 (4): 441-446.
- Badalucco L. and N. Paolo, (2007): Nutrient Transformations in the Rhizosphere and Nitrogen Dynamics. Taylor & Francis Group, Boca Raton, London, New York. Chapter:4. pp. 111-133.
- Bardgett, R. D., T. C. Streeter, AND R. Bol.(2003): Soil microbes compete effectively with plants for organic-nitrogen inputs to temperate grasslands. *Ecology* 84: 1277–1287.
- Barker V. A. and D. J. Pilbeam, (2007): Hand Book of Plant Nutrition. Taylor & Francis Group, Library of Congress Cataloging Publication. CRC. New York. U.S.A. Pp. 32-50.
- Black, G.A., Evans, D.D., White, J.L., Ensminger, L.E., and F.E. Clerk, (1965): Methods of soil analysis. Parts, 1 and 2. Am. Soc. Agron. Madison, USA.
- Britto, D. T. and H.J. Kronzucker, (2002): NH₄⁺ toxicity in higher plants: a critical review. *Journal of Plant Physiology* 159: 567-584.
- Chapin, F. S., L. Moilanen, AND K. Kielland. (1993): Preferential use of organic nitrogen for growth by a non-mycorrhizal arctic sedge. *Nature* 361: 150–153.
- Chapman, H. D. and P.F. Pratt, (1961): Methods of Analysis for Soils, Plants and Waters. Univ. of California, Dvi. Agric. Sc.
- DPI, (2006): Seed 'N and Feed 'N: targeting nitrogen for canopy management. TOPCROP State Focus 2005. Department of Primary Industries. pp 46.
- El-Gharably A. G. (2008): Nutrient Availability and Wheat Growth as Affected by Plant Residues and Inorganic Fertilizers in Saline Soils. Ph. D. Thesis. Soil and Land Systems, Earth and Environmental Sciences, The University of Adelaide. Australia.
- El-Mleegy, H. A., (2007): Effect of soil chemical and physical properties on nitrogen forms and distribution in soils Minufiya Governorate. M. Sc. Thesis. Faculty of Agric., Menufiya Univ., Shebin El-Kom, Egypt.
- El-Shazly, E. M., (2013): Evaluation of some nutrients availability under different soils conditions by sequential extraction procedure. M. Sc. Thesis. Faculty of Agric., Menufiya Univ., Shebin El-Kom, Egypt.
- Figueiredo G., (2009): Nitrogen Uptake Efficiency by Ryegrass on Soils of a Textural Sequence. *JSTOR Irish Journal of Agricultural Research*, Vol. 317, No. 1 (Apr, 2009), pp. 71-77.
- Fontes P.C. R. and C. P. Ronchi, (2012): Critical values of nitrogen indices in tomato plants grown in soil and nutrient solution determined by different statistical procedures. *Pesq. agropec. bras.*, Brasília, 37, (10) 1421-1429,
- Green, V., Stott, D., Cruz, J., and Curi, N. (2007): Tillage impacts on soil biological activity and aggregation in Brazilian crecdo oxisol. *Soil & Tillage Research* 92:114-121.
- Hodge, A., J. Stewart, D. Robinson, B. S. Griffiths, AND A. H. Fitter. (2000): Spatial and physical heterogeneity of N supply from soil does not influence N capture by two grass species. *Funct. Ecol.* 15: 645–653.
- Irshad, M., Honna, T., Eneji, A. E., Yamamoto, S., (2002): Wheat response to nitrogen source under saline conditions. *Journal of Plant Nutrition* 25: 2603-2612.
- Jackson, M. L., (1973): Soil chemical Analysis. Prentice-hell of India private limited New Delhi, India.
- Jones, D. L. (1999): Amino acid biodegradation and its potential effects on organic nitrogen capture by plants. *Soil Biol. Biochem.* 31: 1331–1342.
- Jones, D. L., D. Shannon, T. Junvee and J. F. Farrar, (2005): Plant capture of free amino acids is maximized under high soil amino acid concentrations. *Soil Biol. Biochem.* 37: 179-181.
- Mahmood, T., Kaiser, W. M., (2003): Growth and solute of the salt-tolerant kallar grass (*Leptochloa fusca* L.) Kunth as affected by nitrogen source. *Plant and Soil* 252: 359-366.
- Nasholm, T., A. Ekblad, A. Nordin, R. Giesler, M. Hogberg, AND P. Hogberg, (1998): Boreal forest plants take up organic nitrogen. *Nature*. 392: 914-916.
- Nasholm, T., K. Kielland, AND U. Ganetag,(2009). Uptake of organic nitrogen by plants. *New Phytol.* 182: 31–48.
- Nordin, A., P. Hogberg, AND T. Nasholm, (2001): Soil nitrogen form and plant nitrogen uptake along a boreal forest productivity gradient. *Oecologia* 129: 125–132.
- Page, A.L.; R.H. Miller and D.R. Keeney, (1982): Methods of soil analysis part 2. Madison Wisconsin, U.S.A.
- Person, J., P. Hogberg, A. Ekblad, M. Hogberg, A. Nordgren, and T. Nasholm, (2003): Nitrogen acquisition from inorganic and organic sources by boreal forest plants in the field. *Oecologia*. 137: 252-257.
- Rasaei A., M. E. Ghobadi, S. J. Honarmand, M. Ghobadi and M. Saeidi, (2012): Waterlogging and its effects on nitrogen of soil and plant. *Annals of Biological Research*, 3 (1):119-12

Roberto P. Z. Varanini and P. Nannipieri (2007): The Rhizosphere Biochemistry and Organic Substances at the Soil-Plant Interface. Second edition. Taylor and Francis group, CRC Press. Boca Raton London New York.

Schimel, J. A. and J. Bennett, (2004): Nitrogen mineralization: challenges of a changing paradigm. Ecology 85: 591–602.
World Shopping., (2011): Soil pH Facts. <http://www.greenmanspage.com/guides/phfacts.html>

تحديد الحد الحرج للنيتروجين لمحصول القمح لمنطقة الجميزة محمد عباس الشريف¹، إبراهيم محمد سالم² و سامية محمد الكلاوي¹ ¹معهد بحوث الأراضي والمياه والبيئة - مركز البحوث الزراعية - الجيزة - مصر ² قسم علوم الأراضي - كلية الزراعة - جامعة المنوفية - شبين الكوم - مصر

يعتبر القمح من محاصيل الحبوب المصرية الهامة. ويتأثر مستوى الإنتاج بشدة بعنصر النيتروجين. إن الهدف من إدارة برامج النيتروجين هو توفير إمداد كافي منه لتحقيق أقصى ربح من هذا المحصول ولكن أي إضافة زائدة للنيتروجين لمحصول القمح قد تسبب تلوث المياه الجوفية بالغسيل وبالتالي تقل كفاءة التسميد الأزوتي وتتاثر صلاحية النيتروجين بخواص التربة وخاصة ملوحة التربة، المحتوى الكلي من كربونات الكالسيوم والتوزيع الحجمي للحبيبات (قوام الأرض) بالإضافة إلى بعض العوامل المهمة الأخرى مثل محتوى التربة من المادة العضوية والسعة التبادلية الكاتيونية. إن الهدف من هذه الدراسة هو تحديد المستوى الحرج لمحصول القمح من النيتروجين تحت ظروف الأراضي اللومية من خلال إضافة مستويات مختلفة من النيتروجين للحصول على أعلى إنتاجية ولذلك تم تنفيذ تجربة حقلية بمزرعة محطة البحوث الزراعية بالجميزة خلال الموسم الشتوي 2012-2013م وتم تصميم التجربة في قطاعات كاملة العشوائية وتم تقدير محصول الحبوب والقش للقمح، والنيتروجين الميسر في التربة بعد الحصاد ولقد أوضحت نتائج الدراسة أن إنتاجية الحبوب والقش كانت منخفضة عند المعاملة رقم 1 (5586 كجم/فدان) وأن أعلى إنتاجية كانت عند المعاملة رقم 3 (7294 كجم/فدان). وكان المستوى الحرج لعنصر النيتروجين لإنتاج الحبوب والقش هو 60 كجم نيتروجين/فدان في ظل الظروف البيئية المصرية لمنطقة الجميزة مثل مستوى رطوبة التربة، درجة حرارة التربة، النشاط الميكروبي ودرجة حموضة التربة.