

HYDROGEN PEROXIDE AS A PRIMING AGENT FOR ALLEVIATING SOIL SALINITY STRESS ON WHEAT (*Triticum aestivum*) SEEDLINGS.

Amal H. Mahmoud.

Saline and Alkaline Research Laboratory, Institute of Soil, Water and Environment Research, Agricultural Research Center, Bakous, Alexandria, Egypt. E. Mail: amal_matter@yahoo.com

ABSTRACT

This work investigated the potential of two concentrations of H₂O₂ (0.10 and 0.20 mM) applied through irrigation water, as a priming factor, in reducing the detrimental effects of soil salinity stress on wheat (*Triticum aestivum* L.). Two wheat genotypes, Gemaiza 9 (G9) as a moderately salt sensitive and Sakha 93 (S93) as a salt tolerant, were grown in pots containing a saline clay soil (EC_e of 7.35 dS/m) under greenhouse conditions for 45 days. The obtained results showed that H₂O₂ application at 0.10 and 0.20 mM stimulated the germination of G9 genotype by 10 and 20%, respectively. Both fresh and dry shoot weights of G9 had increased by 9.92 and 7.70 and 8.52 and 8.2% for 0.1 and 0.2 mM H₂O₂ treated plants, respectively, as compared to control treatment. In contrast, in S93 genotype, negative effects on germination and fresh and dry weight were recorded. The irrigation with 0.1mM H₂O₂-treated water markedly increased the tillers to about 100% and 22.2% in G9 and S93, respectively, while 0.2mM H₂O₂ treatment increased the tillers number to 28.6% more in G9 and decreased it 16.7% in S93. Addition of 0.2 mM H₂O₂ had a negative effect on chlorophyll A content in both cultivars. In G9, chlorophyll B and carotene content were promoted particularly by 0.2mM H₂O₂. Significant decreases in Na⁺ content in both cultivars were observed with H₂O₂ application while potassium was not markedly affected. The K⁺/Na⁺ ratio of G9 was lower than that in S93 in all treatments and tended to increase in both genotypes with H₂O₂ applications. It can be concluded that application of H₂O₂ as a physiological priming factor may play a significant role in growth improvement of moderately salt sensitive wheat genotypes such as G9 through promotion of Chlorophyll B synthesis and reduction of Na⁺ content.

INTRODUCTION

Soil salinity, one of the most severe abiotic stresses, limits the production of nearly over 6% of the world's land and 20% of irrigated land which represent about 15% of total cultivated areas and negatively affects crop production worldwide (Hasanuzzaman *et al.*, 2012). Plants are frequently exposed to adverse environmental conditions, termed abiotic stresses such as salinity, drought, heat, cold, flooding, heavy metals, ozone, UV radiation, etc. therefore, they pose serious threats to the sustainability of crop yield (Bhatnagar-Mathur *et al.* 2008). Abiotic stresses remain the greatest constraint to crop production worldwide. It leads to a series of morphological, physiological, biochemical and molecular changes that adversely affect plant growth and productivity (Wang *et al.* 2001). It has been estimated that more than 50% of yield reduction is the direct result of abiotic stresses (Acquaah 2007). However, the rapidity and efficiency of these responses may be decisive for the viability of the given species. Poor

germination and poor seedling establishment are the results of soil salinity, which adversely affects growth and development of crop plants and results low agricultural production (Garg and Gupta 1997). The adverse effects of salinity have been attributed to an increase in sodium (Na^+) and chloride (Cl^-) ions and hence these ions produce the critical conditions for plant survival by intercepting different plant mechanisms. Both Na^+ and Cl^- produce many physiological disorders in plants (Mahajan and Tuteja, 2005). A plant's response to salt stress depends on the genotype, developmental stage, as well as the intensity and duration of the stress. The outcome of these effects may cause the disorganization of cellular membranes, inhibit photosynthesis, generate toxic metabolites and decline nutrient absorption, ultimately leading to plant death (Mahajan and Tuteja 2005). In general, the response of a crop plant to salinity is reduced growth (Tavakkoli *et al.* 2011). Osmotic stress due to salinity leads to a slow growth rate and developmental characteristics such as vegetative development, net assimilation capacity, leaf expansion rate and leaf area index (Zheng *et al.* 2008 ; Hasanuzzaman *et al.* 2009). A reduction in photosynthesis is also one of the most conspicuous effects of salinity stress (Leisner *et al.* 2010 ; Raziuddin *et al.* 2011).

Wheat is grown in all types of soils and is classified as a moderate to salt tolerant crop (Mass and Hoffman, 1977). The effects of salinity at seedling stage of wheat range from reduction in germination percentage, fresh and dry weight of shoots and roots to the uptake of various nutrient ions. It is thought that the depressive effect of salinity on germination could be related to a decline in endogenous levels of hormones (Afzal *et al.*, 2006).

Hydrogen peroxide (H_2O_2), is one of the reactive oxygen species, plays two divergent roles in plants: at low concentrations, it acts as signaling molecule for the activation of defense responses under stresses, whereas at high concentrations, it causes exacerbating damage to cellular components (Hasanuzzaman *et al.*, 2012).

Several reports confirmed that enhanced antioxidant defense combats oxidative stress induced by abiotic stressors like salinity (Hasanuzzaman *et al.*, 2011a,b; Hossain *et al.*, 2011) and drought (Selote and Khanna-Chopra, 2010; Hasanuzzaman and Fujita, 2011). Addition of H_2O_2 to the nutrient solution induces salt tolerance by enhanced activities of antioxidants and reduced peroxidation of membrane lipids in leaves and roots of maize as an acclimation response (Azevedo Neto *et al.*, 2005). Several research works had been done on the use of H_2O_2 in seed pretreatments to alleviate the abiotic salt stress (Çavusoglu and Kabar, 2010; He *et al.*, 2009; Abdul Wahida *et al.*, 2007; Hameed *et al.*, 2004). To date, there is limited information on the use of H_2O_2 , a stress signaling molecule for crop growth treatments. Here we investigate the effects of H_2O_2 application, as priming factor, with irrigation water on salt tolerance of winter wheat seedlings of salt-sensitive and salt-tolerant genotypes through studying of several growth and physiological parameters.

MATERIALS AND METHODS

Greenhouse growth experiment Two wheat (*Triticum aestivum* L.) cultivars; Gemaiza 9 (G9) and Sakha 93 (S93) were obtained from Crop Research Institute, Agricultural Research Center, MALR, Giza, Egypt. The selection of these two cultivars is based on the classification of wheat with respect to salt tolerance, where G9 and S93 are classified as salt sensitive and salt tolerant, respectively (El-Hendawy et al., 2005). The seeds were surface sterilized with 0.1 % (m/v) HgCl₂ for 10 min. then washed several times by distilled water (Abdul Galeel et al., 2008). Under greenhouse conditions, ten dried seeds were sown in plastic pots containing one kg of an air-dried saline alluvial soil. The main physico-chemical properties of the used experimental soil are presented in Table 1. Before seeds sowing, one-third of recommended doses of phosphorus (45 kg P₂O₅/Fed.) and potassium (50 kg K₂O/Fed.) in the forms of single-super phosphate (15.5% P₂O₅) and potassium sulfate (50% K₂O) were added and mixed with soil. The pots were irrigated

Table(1).The main physico-chemical properties of soil used in the study.

Property	Value
Paricle size distribution:	
Sand (%)	6.21
Silt (%)	17.20
Clay (%)	76.59
Soil texture:	Clay
Total carbonate (%)	3.98
Cation exchange capacity (CEC, cmol/kg)	55.61
Electrical Conductivity (EC, dS/m)	7.37
pH	7.20
Water soluble cations (meq/L)	
Ca ²⁺	46.40
Mg ²⁺	37.60
Na ⁺	15.00
K ⁺	4.00
SAR	2.31
Water soluble anions (meq/L)	
Cl ⁻	19.50
HCO ₃ ⁻	14.40
SO ₄ ²⁻	34.56

with tap water containing 0.0, 0.1 and 0.2 mM H₂O₂ for the first 30 days of sowing for both cultivars using three replicates to minimize the experimental error. Seeds in pots were watered by the mentioned solution to field capacity and the frequent irrigations were conducted by the compensation of weight loss.

At harvest, number of tillers was recorded for all treatments, and then the fresh weight of plant shoots for each treatment was measured and calculated for each plant. The harvested plants were washed several times

with distilled water, and divided into two parts. One part was oven dried for 24 hours at 70 °C (Jonse and Case, 1990). The dry weight was recorded and calculated for each plant. From the other part, 0.500 gram of fresh shoot was separated to chlorophyll (a and b) and carotene determinations.

Chlorophyll and carotene content

Extraction and determination of chlorophyll A (ChIA) and B (ChIB) and carotene (CAR) was performed according to the method of Arnon (1949) where 0.500 g of fresh shoot material was ground with 10 ml of 80% acetone and centrifuged at 2500 rpm for 10 minutes at 4°C. This procedure was repeated until the residue became colorless. The extract was transferred to a graduated tube and made up to 10 ml with 80% acetone and assayed immediately. Three milliliters aliquots of the extract were transferred to a cuvette and the absorbance was read at 645, 663 and 480 nm with a spectrophotometer (UV/VIS double beam JENWAY model 6850) against 80% acetone as a blank. Chlorophyll content was calculated using the formula of Arnon and expressed in mg g⁻¹ fresh weight (FW) as follow:

$$\text{Total chlorophyll (mg/ml)} = (0.0202) \times (A.645) + (0.00802) \times (A.663)$$

$$\text{ChA (mg/ml)} = (0.0127) \times (A.663) - (0.00269) \times (A.645)$$

$$\text{ChB (mg/ml)} = (0.0229) \times (A.645) - (0.00468) \times (A.663)$$

CAR content was estimated using the formula of Kirk and Allen (1965) and expressed in mg g⁻¹ FW.

$$\text{Carotene} = A.480 + (0.114 \times A.663 - 0.638 \times A.645).$$

Sodium and potassium content

For the determination of sodium (Na⁺) and potassium (K⁺), the oven-dried plant material of 0.500 g of ground and sieved (0.5 mm) shoots were transferred into porcelain crucibles and subjected to dry ashing at 550 °C for 5 hours in muffle furnace (Chapman and Pratt, 1961). The cold plant ash was dissolved in 5.0 mL 2.0N HCl and complete with distilled water to 50 mL then filtered using Whatmann No. 42 filter paper. The concentrations of Na⁺ and K⁺ were measured using flame photometer (JENWAY model PFP7/C) and their contents in plant shoots were calculated.

The obtained results were statistically analyzed and analysis of variance was conducted using Costat under windows software (CoHort Software, <http://www.cohort.com/index.html>)

RESULTS AND DISCUSSION

Effect of H₂O₂ treatment on germination

Figure (1) represents the early growth or seed germination of Gemaiza 9 (G9) and Sakha 93 (S93) under salinity conditions in the absence and presence of H₂O₂. It is important to mention that the salinity of the saturated extract of soil was 7.35 dSm⁻¹ (Table 1) and that the level of soil salinity (control) had reduced seed germination percentage to 80% of G9 while did not affect S93 (100% germination). Treatment with both concentrations of H₂O₂ (0.1 and 0.2 mM) improved the growth of G9 by the same percentage but those treatments decreased the germination of S93 by 10 and 20% respectively (Fig. 1). The negative response of S93 to H₂O₂

stimulation may be attributed to that S93 has a defense strategy against the mentioned level of salinity rather than G9 and, therefore, is classified as salinity tolerant cultivar. Recent studies showed that S93 is more salt tolerant than G9 (e.g., Mahmoud, 2009 and El-Hendawy et al., 2005) therefore the germination improvement action of H₂O₂ was effective with the latter cultivar. In the same time, other studies pointed to the role of H₂O₂ in alleviating the hazardous effect of salinity stress on wheat seed germination where H₂O₂ was able to promote germination (Christophe *et al.* 2008) or formation and development of adventitious roots (Li *et al.* 2009). Similar concentrations of H₂O₂ (50 – 200 μ M H₂O₂ led to significant increase in the germination rate of the seeds of drought sensitive wheat cultivars whereas and vice versa with drought tolerant ones (Lu et al., 2013).

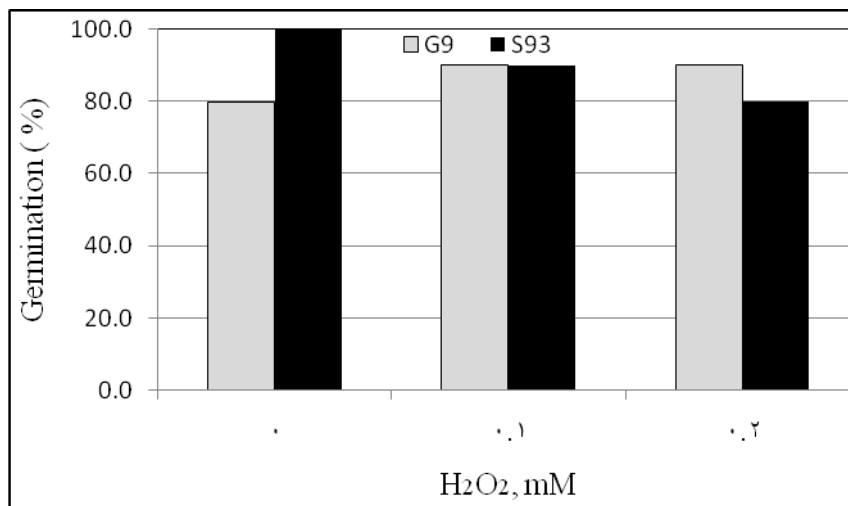


Figure (1). Seed germination percentage of G9 and S93 wheat cultivars as a result of H₂O₂ treatment.

Fresh and dry weight of seedlings

Figure (2) represents the priming effect of H₂O₂ on the fresh weight (FW) and dry weight (DW) of 45-days old shoot of G9 and S93 wheat cultivars. Water treatments with H₂O₂ increased both FW and DW of the shoot of G9 by 9.92 and 7.70 and 8.52 and 8.2 for 0.1 and 0.2 mM H₂O₂ treated plants, respectively, comparing to control treatment. While H₂O₂ application had a negative effect on the FW and DW of S93 shoot except that 0.1 mM H₂O₂ treatment increased the FW by 11.6% (Fig. 2).

Effect of H₂O₂ treatment on tillers formation

Tillering stage in wheat growth cycle starts after 20 days of planting date and continued to the end of experiment. As shown before, the saturation extract of the used soil used for wheat growth had electrical conductivity (EC_e) of 7.37 dSm⁻¹ which consequently had an influence on the growth and tillering development. According to Fig. (3), number of tillers, at forty five days

of growth, reached to 7 and 18 per pot for G9 and S93, respectively, for control treatment. The irrigation with 0.1mM H₂O₂-treated water markedly increased the tillers to about 14 (100%) and 22 (22.2%) per pot in G9 and S93, respectively. While the 0.2mM H₂O₂ treatment increased the tillers number to 9 (28.6% more) in G9 and decreased it to 15 (16.7% less) per pot in S93 (Figure 3). The adverse effect of high concentration of H₂O₂ (0.2 mM) on S93 wheat cultivar as compared to the control (irrigation water without H₂O₂) may be due to the effect of exogenous H₂O₂, as one of the reactive oxygen species (ROS), on salt-tolerant genotypes of wheat such as S93 which is considered as another stress (oxidative stress). The enhanced ROS concentration under salt stress induces phytotoxic reactions such as lipid peroxidation, protein degradation, and DNA mutations (Tanou *et al.* 2009). Furthermore, these physiological disorders may be reflected on the growth parameters such as tillering formation in salt tolerant genotypes (Hasanuzzaman *et al.*, 2012).

Chlorophyll and carotene contents

The ChIA, ChIB and CAR contents in plant shoots were determined after 45 day of plantation. It was observed that, addition of H₂O₂ had a negative effect on ChIA content in both wheat cultivars particularly with 0.2 mM H₂O₂ treatment (Fig. 4). ChIB and CAR content increased in 0.2mM H₂O₂-treated G9 and decreased in S93 (Fig. 4). The data of total chlorophyll content showed that H₂O₂ stimulated the syntheses of chlorophyll in G9 wheat cultivar, while in S93 cultivar, it had not effect (0.1mM level) or negative (0.2mM level) as compared to the H₂O₂-non treated plants (Fig. 5). On the other hand, the calculated ratio of ChIA/ChIB indicated that there was a difference between the two tested wheat cultivars with respect to their response to hydrogen peroxide treatments (Fig. 6). In G9 cultivar, H₂O₂ application led to decrease the ChIA/ChIB ratio while seedlings of S93 showed reverse behavior Fig. (3). The tillers number of G9 and S93 wheat cultivars as a result of H₂O₂ application with irrigation water.

particularly in 0.2 mM H₂O₂-treated plants. It seems that, in salt sensitive plants, the pretreatment with H₂O₂ promotes the synthesis of ChIB under salt stress and therefore, the ratio of ChIA/ChIB had decreased (Yasmeen *et al.*, 2013). As shown from the obtained results, increasing the concentration of ChIB, and subsequent increasing total chlorophyll and decreasing the ratio of ChIA/ChIB, in the shoot of the moderately-salt tolerant G9 cultivar is considered as an exogenous promoting adaptation mechanism against salt stress in saline soil by H₂O₂.

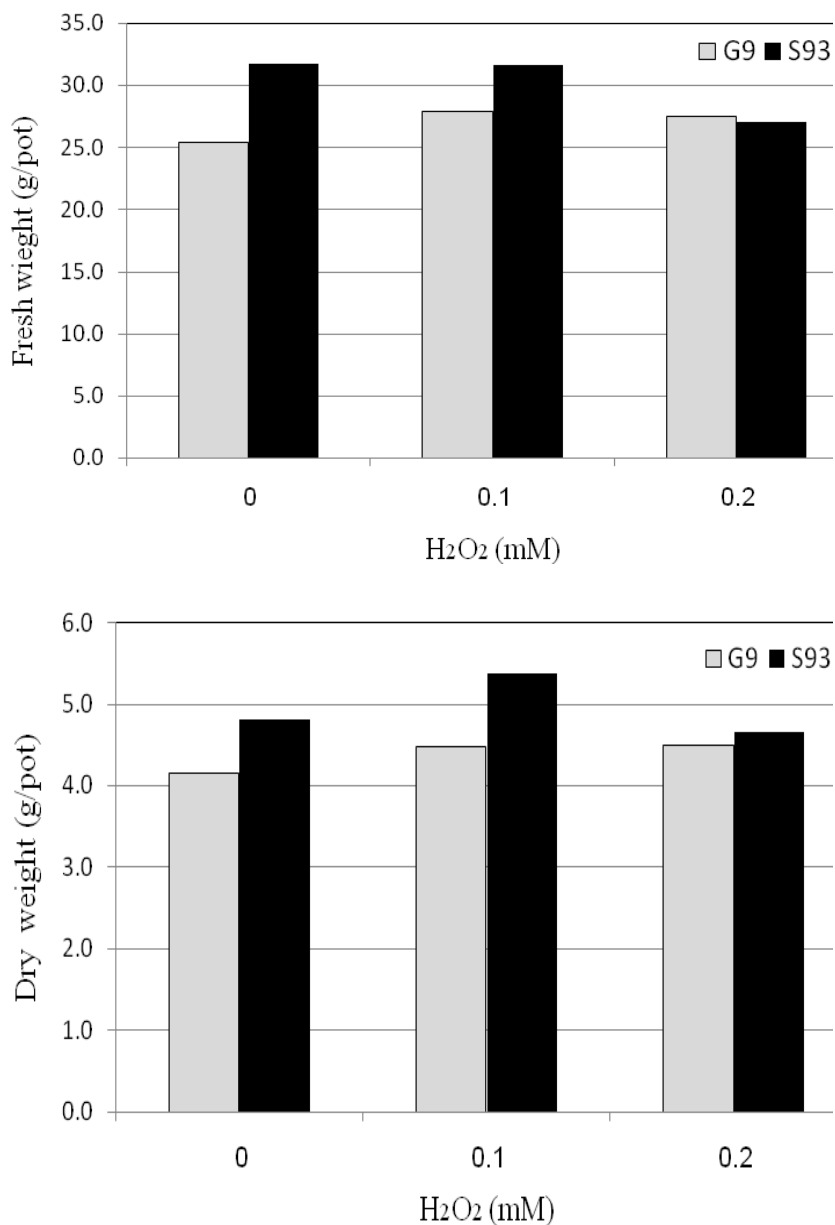


Fig. (2). The fresh and dry weight of 45-days old two wheat cultivars as influenced by H₂O₂ treatments.

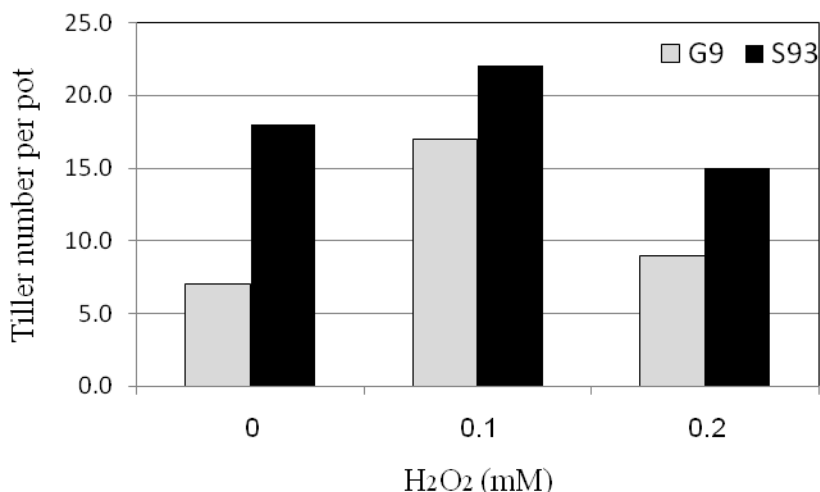


Fig. (3). The tillers number of G9 and S93 wheat cultivars as a result of H₂O₂ application with irrigation water.

Sodium and potassium uptake

Figure (7) demonstrates the shoot content of Na⁺ and K⁺ and the shoot K⁺/Na⁺ ratio in G9 and S93 genotypes of wheat as a result of H₂O₂ treatment. In general, Na⁺ content in S93 was less than in G9 in the control and H₂O₂ treatments (Fig. 7 A). Irrigation with H₂O₂-containing water (0.1 and 0.2 mM H₂O₂) led to significant decreases in Na⁺ content in both cultivars. Potassium content, on the other hand, was not markedly affected but, in general, it tended to slight decrease with the treatments of H₂O₂ (Fig. 6 B). The ratio of shoot K⁺/Na⁺ in G9 was lower than in S93 in all treatments (Fig. 7 C) and tended to increased with H₂O₂ applications. It is known that one of the key features of salt-tolerant plant was the ability for cells to maintain high K⁺/Na⁺ ratio (Tester and Davenport, 2003) as shown with the seedlings of S93 cultivar comparing to G9 (less salt-tolerant genotype) in the control treatments. The H₂O₂ treatments maintained a higher K⁺/Na⁺ ratio in the salt tolerant genotype (S93) compared with the salt sensitivity seedlings (G9) with both concentrations of hydrogen peroxide. Cuin *et al.*(2003) concluded that high K⁺/Na⁺ ratio is more important for many species than maintaining a low concentration of Na⁺. The current results of Na⁺ and K⁺ content showed that addition of H₂O₂ with irrigation water, for the first 30 day after sowing, significantly decreased Na⁺ (chiefly in the moderately sensitive wheat G9) while approximately maintained the level of K⁺ in both genotypes (Fig. 7).

Data of analysis of variance (Table 2) demonstrate that the measured variables, which significantly related to H₂O₂ application, were the tillering development, sodium content and the K⁺/Na⁺ ratio whereas the fresh and dry weight of shoots, tillering development, Na⁺ and K⁺/Na⁺ ratio were highly related to the type of wheat cultivar.

Fig. (4) Chlorophyll A and B and carotene content in the shoots of 45-day old wheat seedling cultivars; G9 and S93 as influenced by H₂O₂ application with irrigation water.

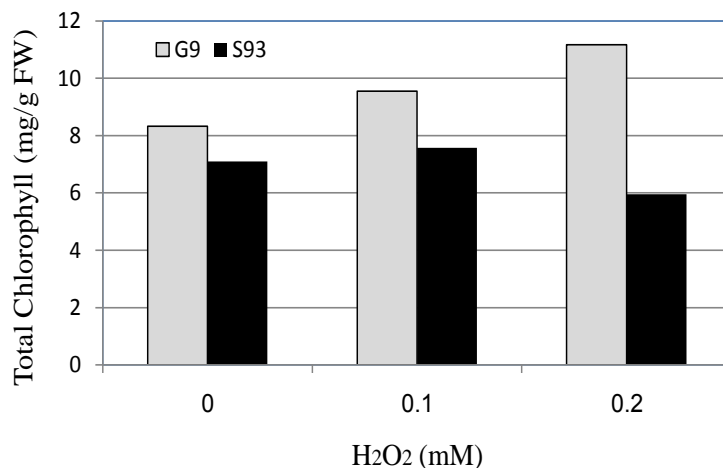


Fig. (5) Total Chlorophyll content in the shoot of 45-day old wheat seedling cultivars G9 and S93 as a function of H₂O₂ application with irrigation water.

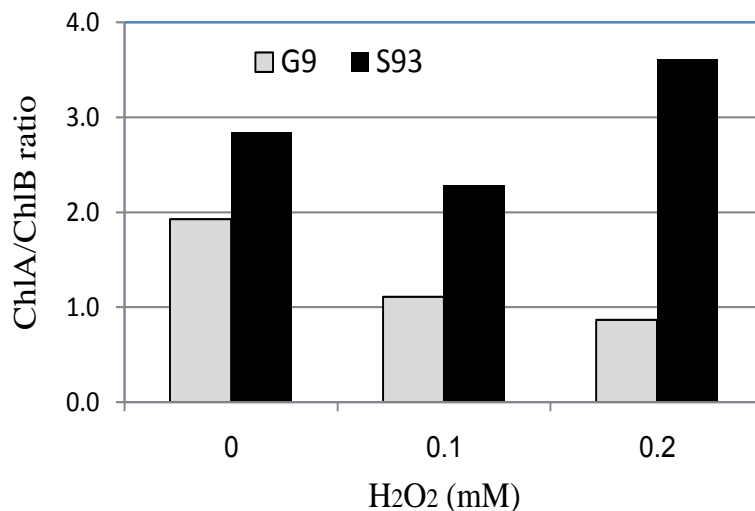


Fig. (6) Chlorophyll A/B ratio in the shoot of 45-day old wheat seedling cultivars G9 and S93 as a function of H₂O₂ application with irrigation water.

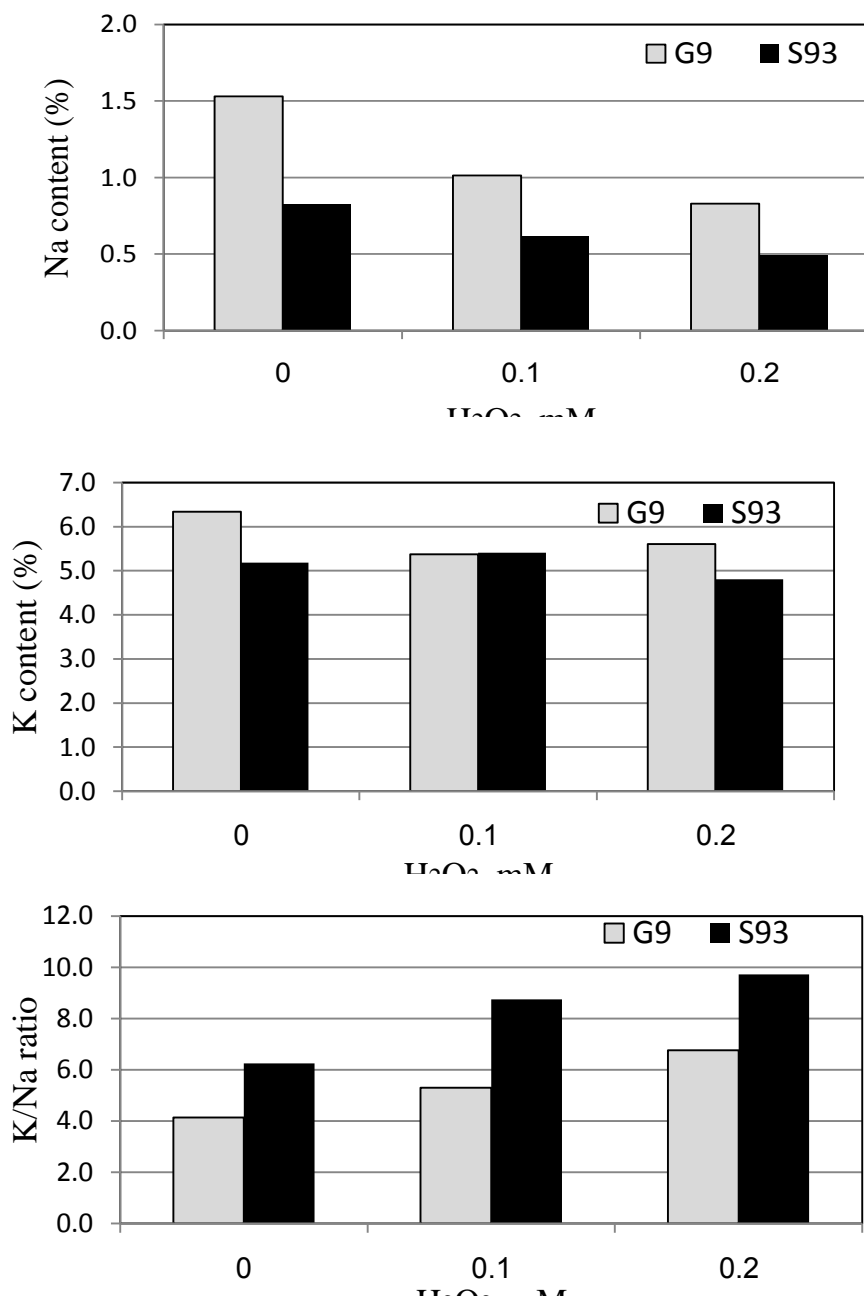


Fig. (7) The concentrations of sodium and potassium and K:Na ratio in shoots of G9 and S93 wheat cultivars after 45 days of treatment with H_2O_2 .

Table(2)ANOVA analysis of the effect of H₂O₂ application and wheat cultivars on the means of fresh and dry weight of shoot, tillering, pigments content and sodium and potassium ionic balances.

Factor	Treatment	FW (g/pot)	DW (g/pot)	Tellers (No/pot)	Ch.A (mg/g)	Ch.B (mg/g)	CAR (mg/g)	ChA/B	Na (%)	K (%)
H₂O₂										
	0	28.58 a	4.485 a	12.667 b	5.353 a	2.342 a	4.910 a	2.798 a	1.152 a	5.420 ba
	0.1 mM	29.78 a	4.928 a	18.000 a	5.138 a	2.297 a	4.688 a	2.314 a	.817 b	5.392 a
	0.2 mM	27.28 a	4.565 a	12.333 b	4.922 a	1.528 a	4.970 a	3.284 a	.663 a	5.207 a
	LSD _{0.05}	2.807	0.533	3.911	0.726	1.512	1.45	0.88	0.212	1.391
Cultivar										
	G9	29.96 b	4.377 a	10.111 b	5.227 a	2.299 a	5.213 a	2.545 a	1.126 a	5.774 a
	S93	30.11 a	4.942 a	18.556 a	5.052 a	1.812 a	4.499 a	3.052 a	.629 b	4.904 a
	LSD _{0.05}	2.292	0.435	3.193	0.592	0.989	1.188	0.719	0.173	1.136
Significance										
	H ₂ O ₂	ns	ns	*	ns	ns	ns	ns	***	ns
	Cultivar	*	*	***	ns	ns	ns	ns	***	ns
	Interaction	ns	ns	ns	ns	ns	ns	ns	ns	ns

Conclusion

From the obtained results, it can be concluded that

- 1-Application of H₂O₂ at low concentrations with irrigation water during the germination and seedling development stages of wheat plants can improve the germination percentage and growth of moderately sensitive cultivars such as gemaiza 9.
- 2-The low concentration treatment of H₂O₂ (0.10 mM) applied with water of irrigation stimulate the tillers number in both moderately salt sensitive (G9) and salt tolerant (S93) wheat cultivars.
- 3-The higher concentration of applied H₂O₂ (0.20 mM) stimulated G9 genotypes to compensate the reduction in ChIA concentration by increasing the concentration of ChIB and subsequent increasing the total chlorophyll content in the shoot.
- 4-The irrigation with H₂O₂-containing water significantly decreased Na⁺ content and increased K⁺/Na⁺ ratio in both tested wheat cultivars which reflected on the reduction of Na⁺ phytotoxic effect on certain physiological processes, such as plant growth and total chlorophyll content.
- 5-The obtained results may be a basis for improving abiotic stress tolerance in salinity sensitive and moderately sensitive wheat cultivars.

REFERENCES

- Abdul Jaleel, C., B. Sankar, R. Sridharan and R. Panneerselvam. 2008. Soil salinity alters growth, chlorophyll content, and secondary metabolite accumulation in *Catharanthus roseus*. *Turk J Biol.*, 32: 79-83.
- Abdul Wahid, M. Perveena, S. Gelania and S.M.A. Basra. 2007. Pretreatment of seed with H₂O₂ improves salt tolerance of wheat seedlings by alleviation of oxidative damage and expression of stress proteins. *J. Plant Physiol.*, 164 (3): 283–294.
- Acquaah, G. 2007. Principles of plant genetics and breeding. Blackwell, Oxford, p 385.
- Afzal I, S.M.A. Basra, M. Farooq and A. Nawaz. 2006. Alleviation of salinity stress in spring wheat by hormonal priming with ABA, salicylic acid and ascorbic acid. *Int J Agric. Biol* 8:23–28
- Arnon, D.I. 1949. Copper enzymes in isolated chloroplasts. polyphenoloxidase in beta vulgaris. *Plant Physiol.* 24(1): 1–15.
- Azevedo Neto, AD, J.T. Prisco, J. Eneas-Filho, J-VR. Medeiros and E. Gomes-Filho. 2005. Hydrogen peroxide pre-treatment induces stress acclimation in maize plants. *J. Plant Physiol.* 162: 1114-22.
- Bhatnagar-Mathur P, V. Valdez and K.K. Sharma. 2008. Transgenic approaches for abiotic stress tolerance in plants: retrospect and prospects. *Plant Cell Rep* 27:411–424.
- Çavusoglu, K. and K. Kabar. 2010. Effects of hydrogen peroxide on the germination and early seedling growth of barley under NaCl and high temperature stresses. *EurAsia J BioSci* 4: 70-79.
- Chapman, H.D. and P.F. Pratt. 1961. Methods of Analysis for Soil, Plants and Waters. University of California; Division of Agricultural Sciences.
- Christophe, B., E.M.B. Hayat and C. Françoise. 2008. From intracellular signaling networks to cell death: the dual role of reactive oxygen species in seed physiology. - *Compt. Rend. Biol.* 331: 806-814.
- CoHort Software: Graphics and Statistics Software for Scientists and Engineers. <http://www.cohort.com/index.html>.
- Cuin, T.A., A.G.Miller,S.A.Laurie and R.A. Leigh. 2003. Potassium activities in cell compartments of salt-grown barley leaves.*J.Exp.Bot.*,54:657–661.
- El-Hendawy, S.E., H. Yuncaia, G.M. Yakout, A.M. Awad, S.E. Hafiz and U. Schmidhalter. 2005. Evaluating salt tolerance of wheat genotypes using multiple parameters. *Europ. J. Agron.* 22: 243–253.
- Garg B.K. and I.C. Gupta. 1997. Plant relations to salinity. In: Saline wastelands environment and plant growth. Scientific Publishers, Jodhpur, pp 79–121.
- Hameed, A., S. Farooq, N. Iqbal and R. Arshad. 2004. Influence of exogenous application of hydrogen peroxide on root and seedling growth on wheat (*Triticum aestivum* L.). *Int. J. of Agric. Biology* 6 (2): 366–369.

- Hasanuzzaman, M., M. A. Hossain, J. A. Teixeira daSilva, and M. Fujita. 2012. Plant Response and Tolerance to Abiotic Oxidative Stress: Antioxidant Defense Is a Key Factor. *in* Venkateswarlu et al (eds.): Crop Stress and its Management: Perspectives and Strategies. pp 261-315. Springer, Netherlands.
- Hasanuzzaman, M. and M. Fujita M. 2011. Selenium pretreatment upregulates the antioxidant defense and methylglyoxal detoxification system and confers enhanced tolerance to drought stress in rapeseed seedlings. *Biol Trace Elem Res.*, 143 (3):1758–1776.
- Hasanuzzaman M, M.A. Hossain and M. Fujita. 2011a. Selenium-induced up-regulation of the antioxidant defense and methylglyoxal detoxification system reduces salinity-induced damage in rapeseed seedlings. *Biol Trace Elem. Res.* 143:1704–1721.
- Hasanuzzaman M, M.A. Hossain and M. Fujita. 2011b. Nitric oxide modulates antioxidant defense and the methylglyoxal detoxification system and reduces salinity-induced damage of wheat seedlings. *Plant Biotechnol. Rep.* 5: 353–365.
- Hasanuzzaman M, M. Fujita, M.N. Islam, K.U. Ahamed and K. Nahar. 2009. Performance of four irrigated rice varieties under different levels of salinity stress. *Int J. Integr. Biol.* 6:85–90.
- He, L., Z. Gao and R. Li. 2009. Pretreatment of seed with H₂O₂ enhances drought tolerance of wheat (*Triticum aestivum* L.) seedlings. *African J. Biotechnol.* 8 (22): 6151-6157.
- Hossain MA, M. Hasanuzzaman and M. Fujita. 2011. Coordinate induction of antioxidant defense and glyoxalase system by exogenous proline and glycinebetaine is correlated with salt tolerance in mung bean. *Front Agric China* 5:1–14.
- Jones, J.B. and V.W. Case. 1990. Sampling, Handling, and Analyzing Plant Tissue Samples. In *SSSA Book Series, Soil Testing and Plant Analysis* 3:389-427.
- Kirk, J.T.O. and R.L. Allen. 1965. Dependence on chloroplast pigment synthesis on protein synthesis: Effect of Actidione. *Biochem. Biophys. Res. Commun.*, 2(6): 523-530
- Leisner CP, A.B. Cousins, S. Offermann, T.W. Okita and G.E. Edwards. 2010. The effects of salinity on photosynthesis and growth of the single-cell C₄ species *Bienertia sinuspersici* (Chenopodiaceae). *Photosynth Res* 106:201–214
- Li, S.W., L.G. Xue, S.J. Xu and L.Z. An. 2009. Hydrogen peroxide acts as a signal molecule in the adventitious root formation of mung bean seedlings. - *Environ. exp. Bot.* 65: 63-71.
- Lu, J., X.N. Li, Y.L. Yang, L.Y. Jia, J. You, and W.R. Wang. 2013. Effect of hydrogen peroxide on seedling growth and antioxidants in two wheat cultivars. *Biologia Plantarum* 57 (3): 487-494.
- Mahajan S, Tuteja N. 2005. Cold, salinity and drought stresses: an overview. *Arch Biochem Biophys* 444:139–158.
- Mahmoud, A.H. 2009. Effect of silicon on salt tolerance improvement for some cultivars of wheat plants grown on hydroponic media. *Alexandria J. Agric. Res.* 54 (3): 99-109.

- Mass E.V. and G.J. Hoffman. 1977. Crop salt tolerance –current assessment. *J Irrig Drain* 103:115–134.
- Raziuddin, F., G. Hassan, M. Akmal, S.S. Shah, F. Mohammad, M. Shafi, J. Bakht, and W. Zhou. 2011. Effects of cadmium and salinity on growth and photosynthesis parameters of *Brassica species*. *Pak J Bot* 43:333–340.
- Selote DS and R. Khanna-Chopra. 2010. Antioxidant response of wheat roots to drought acclimation. *Protoplasma* 245:153–163.
- Tavakkoli, E., F. Fatehi, S. Coventry, P. Rengasamy and G.K. McDonald. 2011. Additive effects of Na⁺ and Cl⁻ ions on barley growth under salinity stress. *J Exp Bot.*, 62(6): 2189–2203.
- Tanou G, A. Molassiotis and G. Diamantidis. 2009. Induction of reactive oxygen species and necrotic death-like destruction in strawberry leaves by salinity. *Environ. Exp. Bot.* 65:270–281.
- Tester M. and R. Davenport. 2003. Na⁺ tolerance and Na⁺ transport in higher plants. *Annals of Botany* 91, 503–527.
- Wahid, A., P. Mubarak, S. Gelani and S.M.A. Basra. 2007. Pretreatment of seed with H₂O₂ improves salt tolerance of wheat seedlings by alleviation of oxidative damage and expression of stress proteins. *J. Plant Physiol.* 164: 283–294.
- Wang WX, B. Vinocur, O. Shoseyov and A. Altman. 2001. Biotechnology of plant osmotic stress tolerance: physiological and molecular considerations. *Acta Hort* 560: 285–292.
- Yasmeen, A., S. M. A. Basra, M. Farooq, H. Rehman, N. Hussain and H.R. Athar. 2013. Exogenous application of moringa leaf extract modulates the antioxidant enzyme system to improve wheat performance under saline conditions. *Plant Growth Regul.* 69:225–233.
- Zheng YH, A.J. Jia, T.Y. Ning, J.L. Xu, Z.J. Li and G.M. Jiang. 2008. Potassium nitrate application alleviates sodium chloride stress in winter wheat cultivars differing in salt tolerance. *J. Plant Physiol.* 165:1455–1465.

فوق أكسيد الهيدروجين كعامل محفز لتقليل اجهاد ملوحة التربة على بادرات القمح

أمل حسن محمود

معمل بحوث الأراضى الملحية والقلوية – معهد بحوث الأراضى والمياه والبيئة – مركز البحوث الزراعية – باكوس – الاسكندرية

تبحث هذه الدراسة امكانية استخدام فوق أكسيد الهيدروجين مع مياه الري كعامل تحفيز فسيولوجى يعمل على تقليل الآثار الضارة لملوحة التربة على نمو صنفين من نباتات القمح هما جمييزة 9 (متوسط الحساسية للأملح) وسخا 93(متحمل للأملح) فى أصص تحتوى على أرض طينية ملحية (التوصيل الكهربى لمستخلص عجينة الارض 7.35 ديسيسيمنز / متر) فى الصوبة لمدة 45 يوم. بينت النتائج المتحصل عليها أن اضافة فوق أكسيد الهيدروجين بتركيزات 0.1 و 0.2 مللى جزيئى فى مياه الري فى ال30 يوم الأولى من الزراعة عملت على تحفيز الانبات لصنف جمييزة 9 بنسبة 10 و 20% على التوالى. كما زاد كل من الوزن الرطب والوزن الجاف فى صنف جمييزة 9 بنسب 9.92 و 7.7 و 8.52 و 8.2% فى النباتات المعاملة بتركيز 0.1 و 0.2 مللى جزيئى على التوالى مقارنة بمعاملة الكنترول. وعلى عكس ذلك، تأثر كل من الانبات والوزن الرطب والجاف سلبا بالنسبة لصنف سخا 93 نتيجة تلك المعاملات. أدى اضافة 0.1 مللى جزيئى من فوق أكسيد الهيدروجين الى ماء الري الى زيادة معنوية فى التفريعات وصلت الى 100% فى صنف جمييزة 9 و 22% فى سخا 93 بينما أدى الري بماء محتوى على 0.2 مللى جزيئى من فوق أكسيد الهيدروجين الى زيادة قدرها 28.6% فى جمييزة 9 وانخفاض قدره 16.7% فى سخا 93 مقارنة بالنباتات غير المعاملة (الكنترول). انخفض تركيز الكلوروفيل (أ) فى كلا الصنفين نتيجة اضافة التركيز المرتفع من فوق أكسيد الهيدروجين بينما عمل هذا التركيز على تحفيز تخليق مزيد من الكلوروفيل (ب) والكاروتين فى صنف جمييزة 9. أوضحت النتائج أيضا حدوث انخفاض معنوى فى الصوديوم الممتص وعدم تغير فى البوتاسيوم وزيادة كبيرة فى نسبة البوتاسيوم الى الصوديوم فى كلا الصنفين نتيجة المعاملة بفوق أكسيد الهيدروجين. خلصت الدراسة الى أن اضافة فوق أكسيد الهيدروجين مع ماء الري يمكن أن يكون له دور ايجابى فى تحسين ظروف نمو أصناف القمح متوسطة الحساسية لملوحة التربة مثل جمييزة 9 عن طريق تحفيز تخليق كلوروفيل (ب) وخفض امتصاص الصوديوم.

قام بتحكيم البحث

كلية الزراعة – جامعة المنصورة

أ.د / السيد محمود الحديدى

كلية الزراعة – جامعة الاسكندرية

أ.د / إبراهيم حسين السكرى