

Nematicidal Effect of Sunn Hemp Amendment on Infectivity and Reproductivity of Soil Nematodes in Vegetable Plants

Entsar H. Taha

Department of Plant Protection, Faculty of Agriculture, Ain Shams University.



ABSTRACT

The first step to control many noxious nematodes by using organic amendments, is to select the suitable biocidal plant such as, sunn hemp (SH) *Crotalaria juncea* L. this plant used mainly as a green manure and it is a poor host for several plant-parasitic nematodes as well. In the present study Sunn hemp was cultivated as an amendment plant in the crop rotation. The dried dropped leaves were plowed in the soil. After two weeks, the initial population (Pi) of nematodes was estimated, the land was divided into small plots and cultivated with one of following plants: *Lactuca sativa* L., *Chorchorus olitorius*, *Cucumis sativus*, *Allium cepa*, *Lycopersicum esculentum*, *Capsicum annum*, *Solanum melongena*, *Phaseolus vulgaris*, *Vigna sinenses* and *Vicia faba*. Final population (Pf) and rate of reproduction were estimated, and data showed that, lethal effects varied with regard to nematode type. *Rotylenchulus reniformis* was the high tolerant to SH as a green manure followed by *Pratylenchus*, while, *Meloidogyne* and *Helicotylenchus* were less tolerant to sunn hemp amendment. On the other hand, sunn hemp increased the abundances of non parasitic nematodes. In conclusion, using sunn hemp could increase the fertility of the soil, and promising as an alternative for managing plant parasitic nematodes efficiently and has the ability to enhance the free living nematodes.

Keywords: *Crotalaria juncea*, *Rotylenchulus reniformis*, *Pratylenchus*, sp. *Meloidogyne incognita*, *Helicotylenchus* sp., free living nematodes.

INTRODUCTION

The use of organic amendments to control the plant-parasitic nematodes has been reported in voluminous reports (Akhtar and Malik, 2000; Litterick *et al.*, 2004 and Oka, 2010). free-living and Plant-parasitic nematodes are the dominant nematode in the soil communities. several cover crops were used to reduce the population densities of plant-parasitic nematodes (Wang *et al.*, 2001; Marahatta *et al.*, 2010). Sunn hemp (SH), *Crotalaria juncea* L. (Leguminaceae), receiving high concerning due to its ability to fix nitrogen, increase soil organic matter (Marshall, 2002) and suppress many plant-parasitic nematodes (Wang *et al.*, 2001) which mean, changing in nematode diversity in soil. In addition to that, SH can enhance the abundance of free-living nematodes which play important role in soil nutrient decomposing (Wang *et al.*, 2004b; and Oka, 2010 and Wang *et al.*, 2004,) and natural antagonists of plant parasitic nematodes (Kimenju *et al.* 2004). This including nematode-antagonistic fungi (Wang *et al.*, 2004), omnivorous and predatory nematodes (Wang *et al.*, 2006 and McSorley, 2011) and bacterivorous nematodes (Wang *et al.*, 2002). Sunn hemp roots is a poor host for several plant parasitic nematodes such as *Meloidogyne* spp. (Wang *et al.*, 2002), *Rotylenchulus reniformis* (Wang *et al.*, 2002; and Marla *et al.*, 2008), stunt nematodes (McSorley *et al.* 2009). On the other hand, Hosseinikhah Choshali *et al.*, 2015, reported that, no significant correlation between number of nematode populations of *Pratylenchus loosi* and other soil organic matter content. In contrast, Walker, (2004) found that, addition of many soil organic matter may increase some plant parasitic nematodes. In this content, logically, management of plant parasitic plant agricultural crops may be differ due to host plant susceptibility (Wang *et al.*, 2003 and McSorley, 2011).

The objectives of the current research is to evaluate the nematicidal effect of sunn hemp amendment in field plots planted with vegetable crops

on the population of some economic plant parasitic nematodes along with free- living nematodes.

MATERIALS AND METHODES

1-Preparing of the field:

This research was carried out in field plots at Plant Protection Department, Faculty of Agriculture, Ain Shams, Shoubra El-Kheima. The type of the soil is sandy clay soil.

The field was planted with *Crotalaria juncea* in summer season of 2014. After seed formation, and leaf defoliation, *crotalaria* plants were uprooted in the early spring season of 2015.

The dried dropped leaves (estimated as 20g/m²soil) were plowed to homogenate the residues as well as nematodes in the soil. After two weeks, all the land was divided into small plots (2x3m). Each plot was cultivated with one of the vegetable host plant: *Lactuca sativa* L.(Lettuce), *Chorchorus olitorius* L.(Jew's mallow), *Cucumis sativus* L. (Cucumber), *Allium cepa* L (Onion), *Lycopersicum esculentum* (Tomato), *Capsicum annum* L. (Pepper), *Solanum melongena* L. (Eggplant), *Phaseolus vulgaris* (snap bean), *Vigna sinenses* (Cowpea), and *Vicia faba* (bean).

2-Extraction of nematodes from soil:

After uprooting sunn hemp plants, ten samples of the field soil were taken to calculate the initial population (Pi) of soil nematodes. Samples were taken monthly during the cropping season, from March to the end of June of 2015. Five soil samples were collected per each plot from the rhizosphere region. Nematode were extracted by means of modified Burmman funnel and counted by light microscope.

3-Nematode identification:

The periodically surveyed nematodes were identified to generic level depending on morphological characteristic of larvae, males and females.

4-Nematode estimation:

Nematode densities (numbers of nematodes per 250g soil) were determined for all genera and recorded.

Rate of nematode reproduction was estimated . RF = Final nematode population/Initial nematode population.

RESULTS AND DISCUSSION

Data in Fig. (1) showed the presence of some plant parasitic nematodes and non parasitic genera. These genera comprised *Rotylenchulus reniformis*, *Meloidogyne* sp., *Pratylenchus* sp., *Hoplolaimus* sp., *Helicotylenchus* sp. *Tylenchorhynchus* sp., and free living nematodes such as *Tylenchus* sp., *Dorylaimus* sp., *Aphelenchus* sp., *Acrobeles*, *Cephalopus*, and *Rhabditis* sp. It is noticed that *Pratylenchus* sp. and *Rotylenchulus reniformis* were more predominant in samples (320 and 200 nematodes/250g soil, respectively).

Rotylenchulus reniformis showed the most tolerant nematode to SH as a green manure reported final population 2052, 1692, 1600, and 1200 nematodes/250g soil while the rate of reproductions were 10.3, 8.5, 8.0, and 6.0 on lettuce, snap bean,

cowpea, and eggplant, respectively) at the end of the experiment (Fig. 2,3).

Pratylenchus sp. was less tolerant to SH and the highest Pf was reported on bean, tomato, and lettuce, i.e, 865, 467, and 410 nematodes/250g soil, while RF was 2.7, 1.5, and 1.3 respectively (Fig. 4,5).

As shown in Fig. 6 & 7 and 8 & 9 *Meloidogyne* and *Helicotylenchus* were the less tolerant to SH, whereas reported 300, 180, and 165 nematodes/250g soil and the RF was 4.0, 2.4, and 2.2 on eggplant, tomato, and cucumber, respectively for *Meloidogyne* while it was 202, and 10¹ nematodes/250g soil while RF was 4.0, and 2.0 on cucumber, and bean respectively for *Helicotylenchus*.

Fig. 10,11 showed that, Sunn hemp amendment increased the abundances of non parasitic nematodes and the highest populations were recorded in Eggplant, and Jew's mallow: 1925 and 1507 nematodes/250g soil, whereas RF was 3.2 and 2.5 respectively

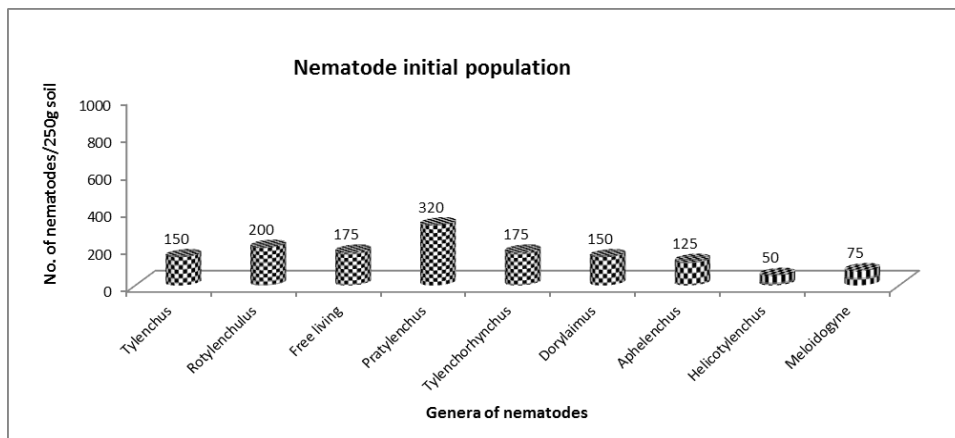


Fig. (1): Number of initial population (Pi) of plant parasitic and non parasitic nematodes.

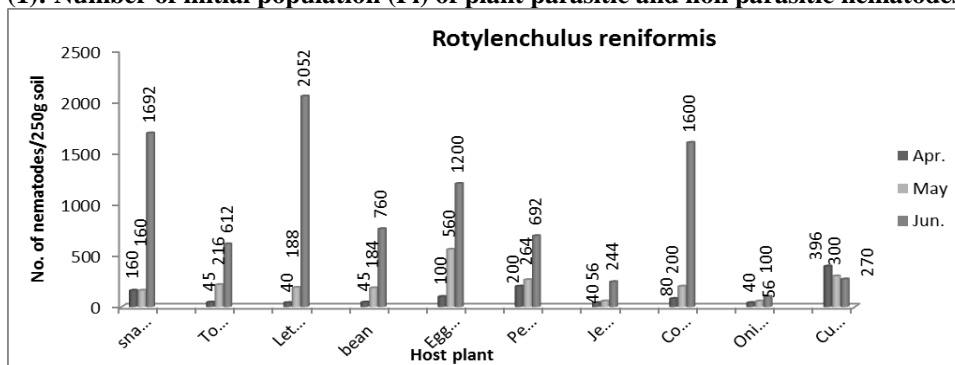


Fig.(2): Number of final population (Pf) of *Rotylenchulus reniformis* on different plant host.

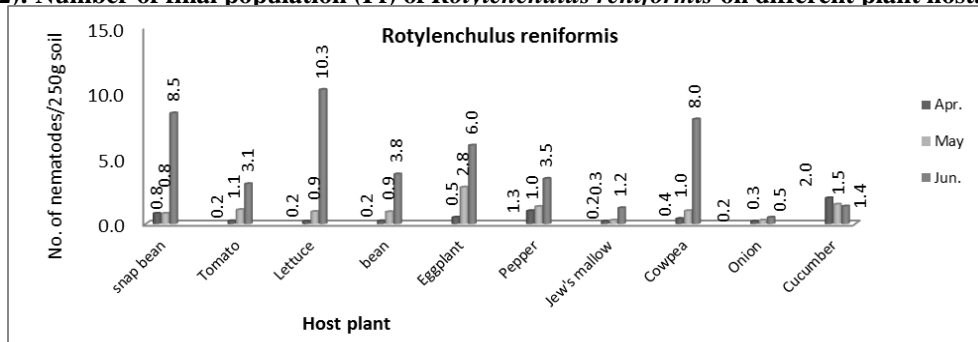


Fig.(3): Rate of reproduction (RF) of *Rotylenchulus reniformis* on different plant host.

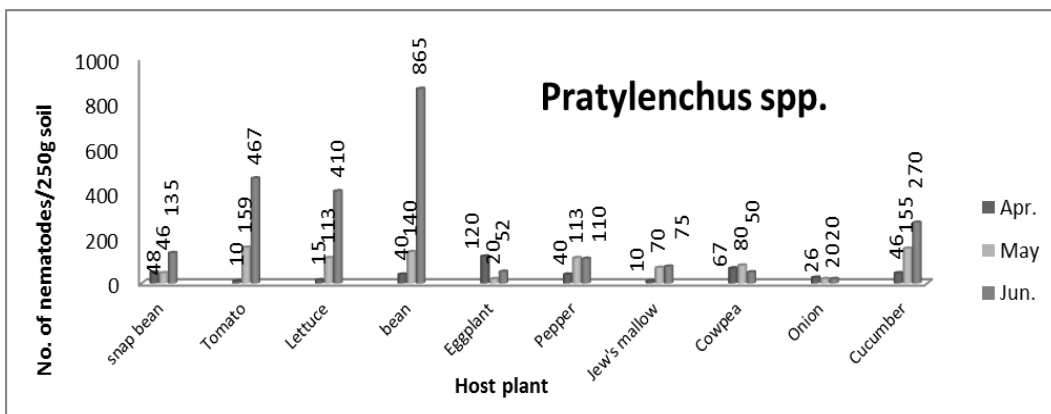


Fig.(4): Number of final population (Pf) of *Pratylenchus* spp. on different plant host.

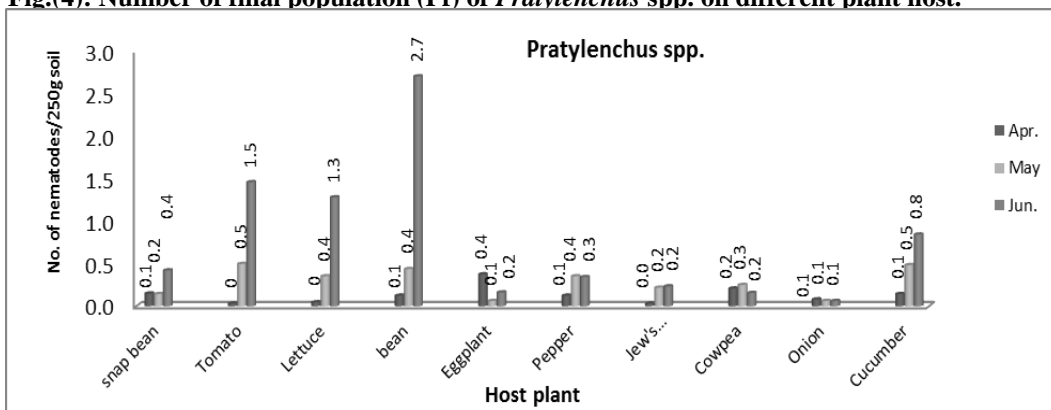


Fig.(5): Rate of reproduction (RF) of *Pratylenchus* spp. on different plant host.

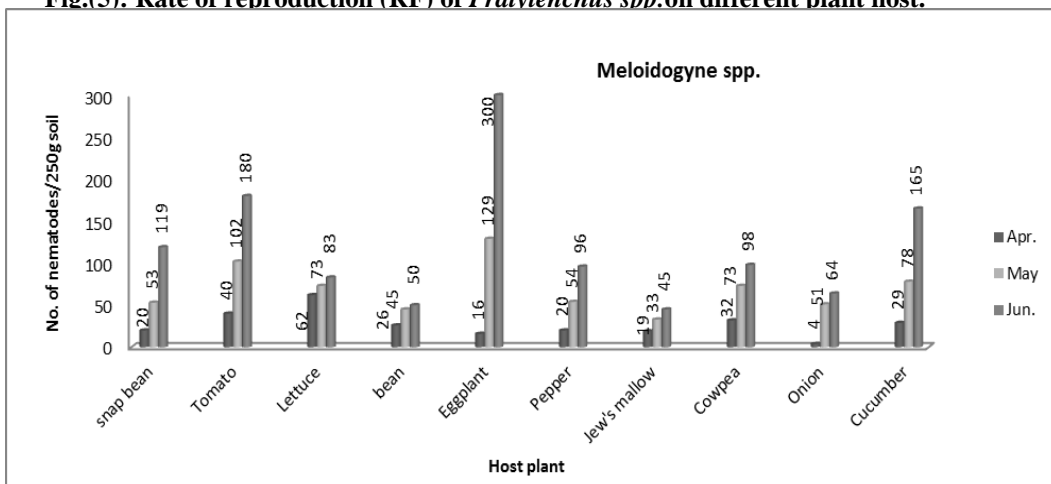


Fig.(6): Number of final population (Pf) of *Meloidogyne* spp. on different plant host.

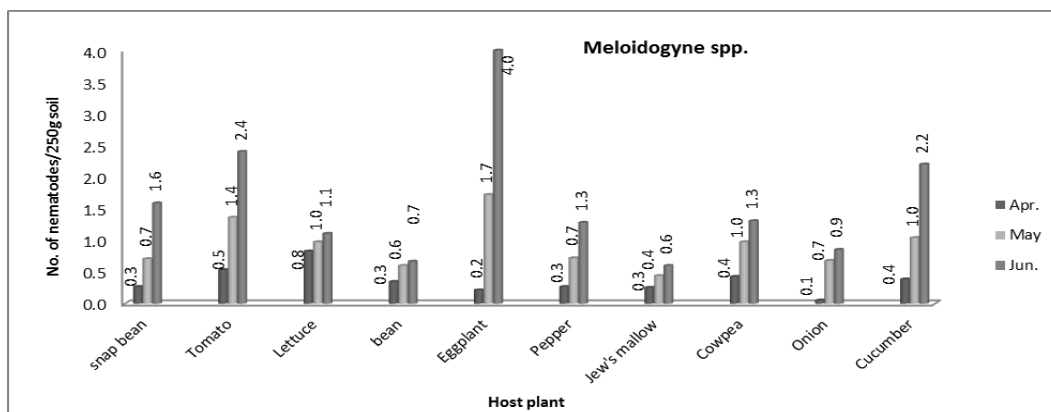


Fig.(7): Rate of reproduction (RF) of *Meloidogyne* spp. on different plant host.

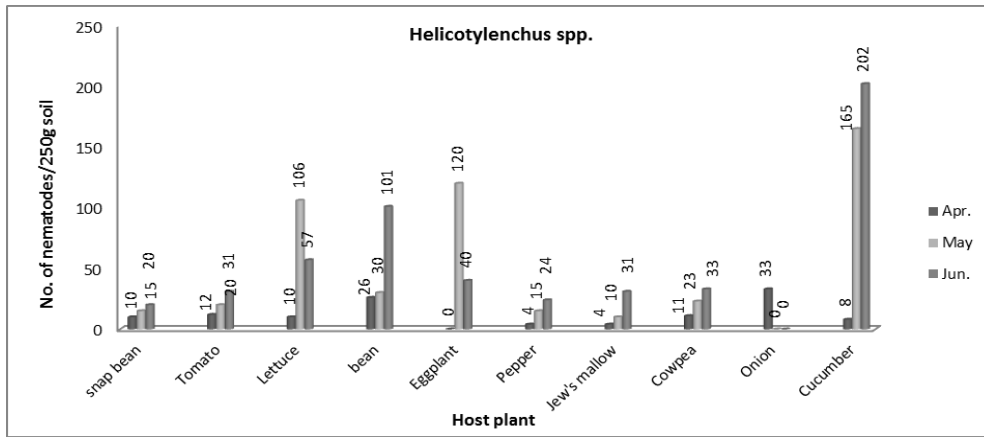


Fig (8): Number of final population (Pf) of *Helicotylenchus spp.* on different plant host.

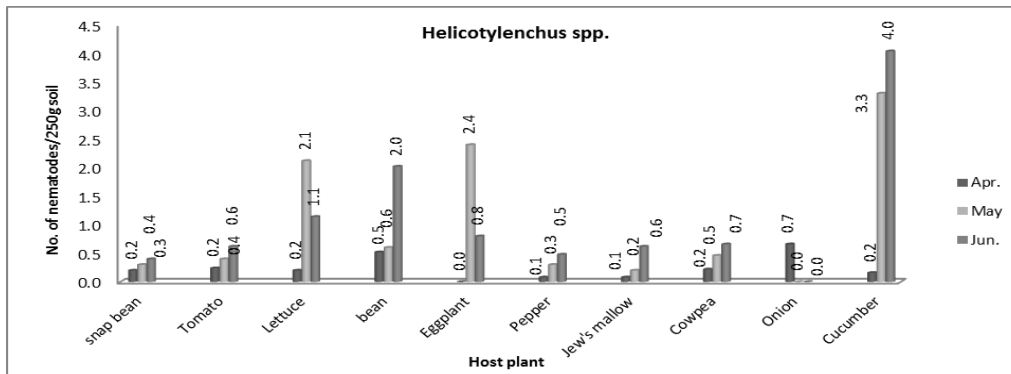


Fig (9): Rate of reproduction (RF) of *Helicotylenchus spp.* on different plant host.

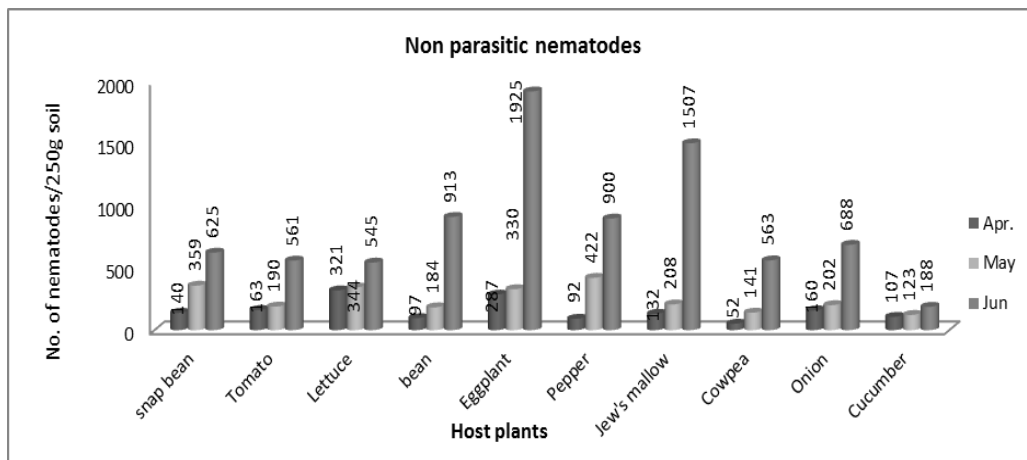


Fig.(10): Number of final population (Pf) of *non parasitic nematodes* on different plant host.

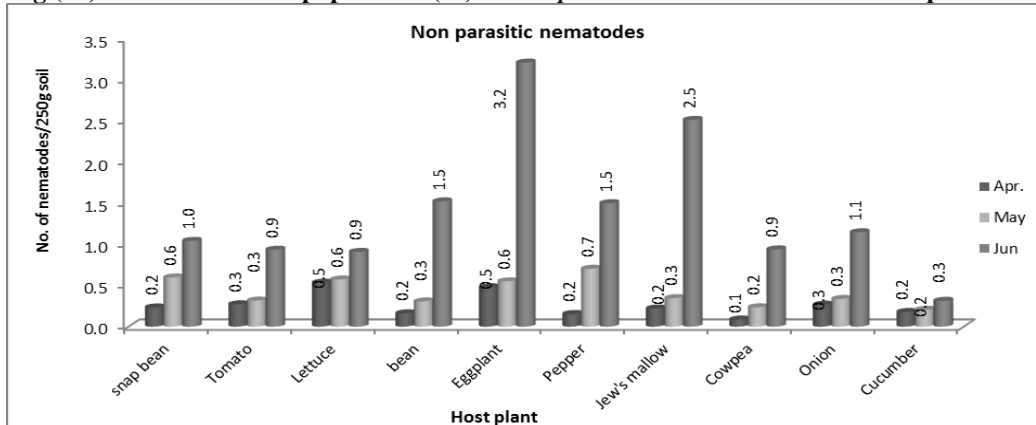


Fig.(11): Rate of reproduction (RF) of *non parasitic nematodes* on different plant host.

Many factors can affect the influence of organic amendments on nematode population therefore, it can be difficult to make generalizations about their effects on nematodes for many reasons (McSorley, 2011). Such factors include: 1- how to apply i.e., without proper soil incorporation amendments will not be effective (Wang *et al.* 2008); 2- initial population i.e., amendments will be effective on nematodes with low initial population density; 3- soil type (Wang *et al.* 2003a); and 4- the time of exposure to the green manure (Okada and Harada, 2007). Moreover, The speed of the decomposition for organic matter depend on several factors: the type of these matters , the chemical properties of the organic matter, (i) the C/N ratio and the type of carbon within the organic matter (lignin/N ratio), (ii) the activity of decomposers (number and types of organisms present), moisture and temperature. Valenzuela-Solano and Crohn (2006) found that, grass clippings had completely decomposed after one year, while redwood pieces had only lost 20% of their biomass at the same time.

Adding amendment to healthy soil is known to support life process such as plant health and nutrient supply. Furthermore, the changing in nematode communities can be considered as a bioindicator for measuring the soil enrichment or depletion (Ferris *et al.*, 2001) and for measuring the previous life processes (Wang and McSorley, 2005) i.e. bacterivorous and fungivorous nematodes (Wang and McSorley, 2005).

Sunn hemp produces allelopathic compounds (monocrotaline) and contain pyrrolizidine alkaloids (PA) against several key nematode pests and able to enhance some nematode-antagonistic microorganisms (Wang *et al.*, 2004a; Jourand *et al.*, 2004; Dover *et al.*, 2003; Wang and McSorley, 2004) especially when incorporated into the soil (Wang *et al.*, 2004). Moreover, number of free-living nematodes increased with increasing the prolongation of decomposition time and this is may be due to that, the free-living nematodes may enhance the decomposition of soil organic matter and increase phosphorous and nitrogen which finally increase their population (Kimenju *et al.*, 2004), especially a legume plantsuch as Sunn hemp which has a relatively low C:N ratio (C:N ratio = 18:92; Marshall, 2002).

However, difficulties to manage of some plant parasitic nematodes in organic amendment soil may be due to the persistence of these nematodes under unfavorable conditions, viz, anhydrobiotic quiescence in *Rotylenchulus reniformis* (Torres *et al.*, 2006) which can survive for 1.5 years in this state (Apt, 1976).

Finally, the previous encouraged results may aid in establishing a devised schemes of applications of organic amendments including sunn hemp dried leaves to obtain the greatest refundable yield and nematode execution.

REFERENCES

- Akhtar, M., and Malik, A. 2000. Roles of organic soil amendments and soil organisms in the biological control of plant-parasitic nematodes: A review. *Bioresource Technology* 74:35–47.
- Apt, W. J. 1976. Survival of reniform nematode in desiccated soils. *Journal of Nematology* 8:278
- Dover, K. E., R. McSorley and K. H. Wang (2003). Marigolds as cover crops. <http://entomology.ifas.ufl.edu/mcsorley/agroecology/marigolds-background.htm> pp. 1-6.
- Ferris, H., T. Bongers, and R. G. M. deGoede. 2001. A framework for soil food web diagnostics: Extension of the nematode faunal analysis concept. *Applied Soil Ecology* 18:13–29.
- Hosseinihah Choshali, (2015). The effects of soil organic matter content and soil texture on the population number of *Pratylenchus loosi*, *International Journal of Agronomy and Agricultural Research*. Vol. 6, No. 2, p. 54-61.
- Jourand, P., S. Rapior, M. Fargette, and T. Mateille. 2004. Nematostatic activity of aqueous extracts of West African *Crotalaria* species. *Nematology* 6:765-771.
- Litterick, A.M., Harrier, L., Wallace, P., Watson, C.A., and Wood, M. 2004. The role of uncomposted materials, composts, manures, and compost extracts in reducing pest and disease incidence and severity in sustainable temperate agricultural and horticultural crop production – A review. *Critical Reviews in Plant Sciences* 23:453–479.
- Marahatta, S. P., Wang, K.-H., Sipes, B. S., and Hooks, C. R. R. 2010. Strip-till cover cropping for managing nematodes, soil mesoarthropods and weeds in a bitter melon agroecosystem. *Journal of Nematology* 42:111–119.
- Marla, S. R., R. N. Huettel, and J. Mosjidis. 2008. Evaluation of *Crotalaria juncea* populations as hosts and antagonistic crops to manage *Meloidogyne incognita* and *Rotylenchulus reniformis*. *Nematropica* 38:155-162.
- Marshall, A. J. 2002. Sunn hemp (*Crotalaria juncea*) as an organic amendment in crop production. M.S. thesis, University of Florida, Gainesville, FL.
- McSorley, R. 2011. Assessment of rotation crops and cover crops for management of root-knot nematodes (*Meloidogyne* spp.) in the southeastern United States. *Nematropica* 41:200–214.
- McSorley, R., Seal, D. R., Klassen, W., Wang, K.-H., and Hooks, C. R. R. 2009. Non-target effects of sunn hemp and marigold cover crops on the soil invertebrate community. *Nematropica* 39:235–245.
- Oka, Y. 2010. Mechanisms of nematode suppression by organic soil amendments – A review. *Applied Soil Ecology* 44:101–115.

- Okada, H., and Harada, H. 2007. Effects of tillage and fertilizer on nematode communities in a Japanese soybean field. *Applied Soil Ecology* 35:582–598.
- Robert Mcsorley, 2011. Overview of Organic Amendments for Management of Plant-Parasitic Nematodes, with Case Studies from Florida *Journal of Nematology* 43(2):69–81. 2011.
- Torres, R. C. G., E. M. R. Pedrosa, and M. R. Moura. 2006. Survival of *Rotylenchulus reniformis* in naturally infested soil submitted to different periods of storage. *Fitopatologia Brasileira* 31:203-206.
- Valenzuela-Solano, C. and D. M. Crohn (2006). Are decomposition and N release from organic mulches determined mainly by their chemical composition?. *Soil Biology and Biochemistry* 38: 377-384.
- Walker GE. 2004. Effects of *Meloidogyne javanica* and organic amendments, inorganic fertilisers and nematicides on carrot growth and nematode abundance. *Nematologia Mediterranea* 32, 181-188.
- Wang, K.-H., Sipes, B. S., and Schmitt, D. P. 2001. Suppression of *Rotylenchulus reniformis* by *Crotalaria juncea*, *Brassica napus*, and *Tagetes erecta*. *Nematropica* 31:237–251.
- Wang, K. H. and R. McSorley (2004). Management of nematodes and soil fertility with sunn hemp cover crop. University of Florida, IFAS Extension, ENY-717. 6 pp. <http://edis.ifas.ufl.edu/pdf/NG/NG04300.pdf>.
- Wang, K. H., R. McSorley and R. N. Gallaher (2003a). Effect of *Crotalaria juncea* amendment on nematode communities in soil with different agricultural histories. *Journal of Nematology* 35: 294-301.
- Wang, K.-H., McSorley, R., and Gallaher, R. N. 2003. Host status and amendment effects of cowpea on *Meloidogyne incognita* in vegetable cropping systems. *Nematropica* 33:215–224.
- Wang, K.-H., McSorley, R., and Gallaher, R. N. 2004. Effect of *Crotalaria juncea* amendment on squash infected with *Meloidogyne incognita*. *Journal of Nematology* 36:290–296.
- Wang, K.-H., McSorley, R., and Gallaher, R. N. 2004a. Effect of *Crotalaria juncea* amendment on squash infected with *Meloidogyne incognita*. *Journal of Nematology* 36:290–296.
- Wang, K.-H., McSorley, R., and Gallaher, R. N. 2004b. Relationship of soil management history and nutrient status to nematode community structure. *Nematropica* 34:83–95.
- Wang, K.-H., McSorley, R., Gallaher, N., and Kokalis-Burelle, N. 2008. Covercrops and organic mulches for nematode, weed and plant health management. *Nematology* 10:231–242.
- Wang, K.-H., McSorley, R., Gallaher, R. N., and Kokalis-Burelle, N. 2008. Cover crops and organic mulches for nematode, weed, and plant health management. *Nematology* 10:231–242.
- Wang, K.-H., McSorley, R., Marshal, A., and Gallaher, R. N. 2006. Influence of organic *Crotalaria juncea* hay and ammonium nitrate fertilizers on soil nematode communities. *Applied Soil Ecology* 31: 186–198.
- Wang, K.-H., Sipes, B. S., and Schmitt, D. P. 2002. *Crotalaria* as a cover crop for nematode management: A review. *Nematropica* 32: 35–57.

التأثير القاتل للكروتالاريا كسماد على قدرة النيماطودا على العدوى والتكاثر على بعض نباتات الخضر انتصار حلمي طه

قسم وقاية النبات – كلية الزراعة – جامعه عين شمس

تم زراعة نبات الكروتالاريا في الحقل التجريبي الملحق بمعمل النيماطودا بقسم وقاية النبات - كلية الزراعة - جامعة عين شمس، وفي نهاية المحصول تم حرث الارض وما عليها من اوراق جافة وما بها من جذور لدراسة تأثيرها على نيماطودا التربة. قدرت اعداد النيماطودا الموجودة بالتربة واجناسها. تم تقسيم الحقل الى احواض وزراعة كل حوض بعائل نباتي من العوائل النباتية الاتية: طماطم، خيار، خس، بادنجان، ملوخية، فلفل، بصل، فاصوليا، لوبيا و فول بلدي. وكانت الاجناس المنتشرة من النيماطودا الممرضة للنبات: (*Rotylenchulus reniformis*, *Meloidogyne* sp., *Pratylenchus* sp., *Helicotylenchus* sp., *Tylenchorhynchus* sp) والغير ممرضة للنبات: (*Tylenchus* sp., *Dorylaimus* sp., *Aphelenchus* sp., *Acrobeles*, *Cephalopus*, and *Rhabditis* sp.) وتم الفحص باخذ ٥ عينات من كل حوض كل شهر لمدة ثلاثة اشهر بعد الانبات وكانت النتائج كالتالي: سجلت نيماطودا القطن الكلوية من جنس *Rotylenchulus reniformis* اعلى تحمل لتأثير الكروتالاريا حيث كانت الاعداد النهائية المتحصل عليها ٢٠٥٢ و ١٦٩٢ و ١٦٠٠ و ١٢٠٠ وكان معدل التكاثر ١٠.٣ و ٨.٥ و ٨.٠ و ٦.٠ على نباتات الخس والفاصوليا واللوبيا والبادنجان بالترتيب. بينما سجلت نيماطودا النقرح من جنس *Pratylenchus* sp ٨٦٥ و ٤٦٧ و ٤١٠ للاعداد النهائية وكانت ٢.٧ و ١.٥ و ١.٣ بالنسبة لمعدل التكاثر على نباتات الفول و الطماطم و الخس بالترتيب. سجلت نيماطودا تعقد الجذور من جنس *Meloidogyne* sp ٣٠٠ و ١٨٠ و ١٦٥ في حين كان معدل التكاثر ٤.٠ و ٢.٤ و ٢.٢ على نباتات البادنجان و الطماطم و الخيار بالترتيب. اقتربت النتائج المتحصل عليها في جنس نيماطودا *Helicotylenchus* sp من نيماطودا تعقد الجذور حيث كانت الاعداد النهائية ٢٠٢ و ١٠١ ومعدل التكاثر كان ٤.٠ و ٢.٠ على نباتات الخيار والفول بالترتيب. سجلت النيماطودا حرة المعيشة ارتفاع في الاعداد حيث كانت ١٩٢٥ و ١٥٠٧ و ٩١٣ و ٩٠٠ ومعدلات التكاثر سجلت ٣.٢ و ٢.٥ و ١.٥ و ١.٥ على نباتات البادنجان و الملوخية و الفول و الفلفل بالترتيب. وعليه فانه يمكن القول ان: للكروتالاريا تأثير سلبي على نيماطودا النبات متفاوت على حسب الجنس حيث كانت نيماطودا القطن الكلوية تليها نيماطودا النقرح اكثر تحمل لتأثير الكروتالاريا في حين اظهرت نيماطودا تعقد الجذور والنيماطودا الحلزونية تأثر اشد بالكروتالاريا كمبيد نيماطودي. على العكس من ذلك كان للكروتالاريا تأثير منشط على النيماطودا الغير ممرضة للنباتات أو على الاقل لم يكن هناك تأثير سلبي. وعليه فانه يمكن استخدام نبات الكروتالاريا كسماد له تأثير مثبت لتكاثر بعض اجناس النيماطودا الممرضة للنبات بعيدا عن استخدام المبيدات والتعرض لمخاطرها، وذلك دون الاضرار بالنيماطودا حرة المعيشة التي تساهم في تحلل المادة العضوية واستفادة النبات منه.