

## Toxicity of Two Fixed Plant Oils by Using a New Fumigant Method Against *Trogoderma granarium* Everts and *Stegobium paniceum* (L.)

Doaa M. Boraei

Stored Products and Grains Department, Plant Protection Research Institute, Agriculture Research Center, Dokki, Egypt.



### ABSTRACT

The present research was achieved to study the toxicity of fixed oils of clove buds (*Syzygium aromaticum*) and spearmint leaves (*Mentha spicata*) against larvae and adults of Khapra beetle, *Trogoderma granarium* Everts (Coleoptera: Dermestidae) and the adults of the drugstore beetle, *Stegobium paniceum* (L.) by using a new fumigant technique. Germination test was conducted in order to assess the effect of tested oils at the highest concentration on wheat seeds after 24 hrs. A GC/MS analysis was performed to record the main chemical constituents in tested oils. Analysis of the toxicity data showed that, clove fixed oil exhibited the strongest fumigant toxicity against all tested insects. *T. granarium* larvae showed a very high resistance against both oils comparing with adults. Germination test showed no adverse effect of the tested oils on wheat seeds germination comparing with control. The GC chromatogram of clove buds fixed oil showed that, the main constituents were eugenol (37.43%) eugenol acetate (11.47%), caryophellene (10.44 %), linoleic acid (9.42%) and caryophellene oxide (8.58%). The GC-MS chromatogram of spearmint fixed oil showed that, the main constituents were carvone (33.9%) and limonene (2.7%).

**Keywords:** fumigation, *Stegobium paniceum*, *Trogoderma granarium*

### INTRODUCTION

Control of stored grain insect populations around the world primarily depends upon applications of organophosphorus, pyrethroides insecticides and the fumigants (i.e. Phosphine and Ecofume). These still the most effective treatments for stored food, feedstuffs and other agricultural commodities protection from insect infestation. Although effective, their repeated use for decades has led to outbreaks of other insect species and sometimes resulted in the development of resistance. It has had undesirable effects on non-target organisms, and fostered environmental and human health concerns (Champ and Dyte 1976; Subramanyam and Hagstrum 1995; White and Leesch 1995). These problems have highlighted the need for the development of selective insect-control alternatives with fumigant action. Essential oils are traditionally used through fumigant or contact action to protect grains against storage pests, a suitable method to preserve products stored in warehouses and on small farms (Shaaya *et al.*, 1997). Fumigant toxicity tests conducted with essential oils of plants (mainly belonging to Apiaceae, Lamiaceae, Lauraceae and Myrtaceae) have largely focused on beetle pests such as *Tribolium castaneum*, *Rhyzopertha dominica*, *Sitophilus oryzae* and *Sitophilus zeamais* (Rajendran and Sriranjini 2008) but little or no attention has been paid towards Khapra beetle and drugstore beetle. This research was achieved to study the toxicity of fixed oils of clove buds and spearmint leaves against larvae and adult of Khapra beetle, *Trogoderma granarium* Everts (Coleoptera: Dermestidae) which known as a very resistible insect for most pesticides and plant extracts and the adult of the drugstore beetle, *Stegobium paniceum* (L.) using a new fumigant technique. A GC/MS analysis was performed to record the main chemical constituents in tested oils.

### MATERIALS AND METHODS

#### 1-Tested Insects:

For starting a culture of tested insects (F.), adults and larvae of *Trogoderma granarium* Everts (Coleoptera: Dermestidae) reared on wheat seeds and adults of the drugstore beetle, *Stegobium paniceum* (L.) (Coleoptera: Anobiidae) reared on flour wheat in a glass

jars (each of approximately 500 ml) and each jar was covered with muslin cloths and fixed with rubber bands.

To have an initial population of *insect* adults homogenous in age, about 500 adults were introduced into jars containing seeds for egg laying and then kept in an incubator at 30±2°C and 65±5 % R.H. After five days, all insects were removed from the media and the jars were kept again at controlled conditions.

#### 2) Tested Plants:

To obtain the fixed oil, 500 gm of clove buds (*Syzygium aromaticum*) ( Myrtales : Myrtaceae ) and spearmint leaves (*Mentha spicata* var. *Viridis*) (Lamiales: Lamiaceae) were grounded separately in an electric mill into fine powder. The grounded plant material was soaked in petroleum ether solvent in a large flask for 2 days. The flask was shaken for one hour in a shaker and its content was filtered. The solvent was evaporated at 50°C under reduced pressure using a rotary evaporator as described by Su (1985). The fixed oil in the form of a crude gum was weighted and dissolved by the same solvent to get (w/v) stock solution. Different concentrations were prepared by diluting the stock solution in the solvent.

#### 3-Fumigation bioassay:

To investigate the fumigant toxicity of fixed oils of clove and spearmint against adults and larvae of *T. granarium* and adults of *S. paniceum*, a laboratory experiment was carried out using an investigated technique. To start this experiment, a number of fumigant chambers which are wooden boxes, each of approximately 6000 cm<sup>3</sup> fig (1) were performed. A small electric device with 7 cm<sup>2</sup> disc was fixed in one of the box sides. A glass slab was used to cover the box from the upper side. Each of the electric devices connected to electricity from outside source. Different concentrations (%) were used for each oil. Each concentration was replicated 3 times. 10 individuals of tested larvae and adults were put into separate 150 ml glass jars then the jars were put into the fumigant chambers. 0.5 ml of each concentration was impregnated on to the disc. After evaporation of the solvent, the device was connected to electricity (220v) to help fumigation of oil. The duration of fumigation

period used extend up to 24h. A control replicate with solvent only was used for comparing. (%) mortality was then computed at the end of the experiment.



Fig 1. glass jars introduced into the fumigant chamber of approximately 6000 cm<sup>3</sup> with fumigant electric device

**5-Seed Germination Test:**

Germination test was conducted in order to assess the effect of tested oils at the highest conc. on wheat seeds after 24 hrs. For this assay, 30 seed were randomly picked from each group and placed on moist whatman filter paper No. 1 inside disposable Petri dish of 9.0 cm diameters at the rate of 10 seeds per plate. The treatments were arranged in a completely randomized design with 3 replicates. 7 days later, the percentage germination was calculated thus (Ileke and Oni, 2011; Ojiako *et al*, 2013)

$$\text{Germination(\%)} = \frac{\text{No. of germinated seeds}}{\text{No. of seeds planted}} * 100$$

**6) GC/MS Chromatogram:-**

The chemical constituents of tested oils were identified by GC/MS (Gas chromatography-mass spectrometry) at central agriculture pesticides laboratory. electron impact ionization (EI) method on GC-17A gas chromatograph (Shimadzu) coupled to a GCMS QP 5050A mass spectrometer (Shimadzu); fused silica capillary column (30 m x 2.5 mm; 0.25 µm film thickness), coated with DB-1 (J&W); column temperature 100°C (2 min) to 250°C at the rate of 3°C/min; carrier gas, helium at constant pressure of 90Kpa. Acquisition parameters full scan; scan range 40-350 amu.

**Identification of the compounds:** Compound identification was done by comparing the NIST and WILEY libraries and with the authentic spectra (Adams, 1995). Data of the peaks with those reported in literature, mass spectra of the peaks with literature data. Percentage composition was computed from GC peak areas on BP-I column without applying correction factors.

**4) Statistical Analysis:-**

Insect mortality data were subject to analysis of variance and differences using ANOVA test (a computer program costate). Mean values were adjusted by Duncan's Multiple Range test Duncan (1951) at 0.05% level of significance with Statistical software version 6.3.0.3.

The mortality (%) was probit analyzed using a computer program named ldp-line according to Finney

(1971). From which the toxicity values (Lc<sub>50</sub> and Lc<sub>90</sub>) were estimated. Slope values of tested compounds were also estimated and toxicity index.

**RESULTS AND DISCUSSION**

Fumigant toxicity of clove and spearmint fixed oil against adults and larvae of *T.granarium* and adults of *S. paniceum* after 24 hrs of exposure were recorded in tables (1, 2 & 3).

Analysis of the toxicity data showed that, clove fixed oil exhibited the strongest fumigant toxicity against all tested insects. *T.granarium* larvae showed a very high resistance against both oils comparing with adults.

**Table 1. The mortality percentage (mean ± SE) of clove and spearmint oil fumigants against *T.granarium* larvae after 24 hrs**

clove		spearmint	
Concentration %	(%)mortality (mean ± SE)	Concentration %	(%)mortality (mean ± SE)
900	100±0.7	900	30±5.7
800	63.3±8.7	800	16.6±6.6
700	46.6±8.7	700	±0
600	36.6±3.3	600	±0
500	33.3±3.3		
400	23.3±3.3		
significance	***	significance	**
LSD 0.05	18.8	LSD 0.05	14.4

Data recorded in table (1) showed that, at the highest conc. *T.granarium* larvae was very resistible to spearmint oil than clove oil as it cause 80% mortality with clove oil while with spearmint oil, mortality was 30%.

**Table 2. The mortality percentage (mean ± SE) of clove and spearmint oil fumigants against *T.granarium* adults after 24 hrs**

clove		spearmint	
Concentration %	(%)mortality (mean ± SE)	Concentration %	(%)mortality (mean ± SE)
15	100±0	10	80±5.7
10	83.3±6.6	10	66.6±3.3
5	63.3±3.3	5	40±5.7
3	43.3±6.6	3	23.3±3.3
1	20±5.7	1	6.6±3.3
significance	***	significance	***
LSD 0.05	16.3	LSD 0.05	14

Data recorded in table (2) showed that, at all tested conc. clove oil was more toxic than spearmint oil with *T.granarium* adults. Mortality ranged from (20-100%) with clove oil and (6.6-80%) with spearmint oil.

**Table 3. The mortality percentage (mean ± SE) of clove and spearmint oil fumigants against *S.paniceum* adults after 24 hrs**

clove		spearmint	
Concentration %	(%)mortality (mean ± SE)	Concentration %	(%)mortality (mean ± SE)
10	100±0	10	100±0
5	86.6±8.7	7.5	83.3±3.3
3	56.6±8.7	5	63.3±3.3
1	36.6±3.3	3	43.3±6.6
0.5	23.3±6.6	1	26.6±6.6
significance	***	significance	***
LSD 0.05	20.5	LSD 0.05	14.8

According to data recorded in table (3), high Significance mortality of *S.paniceum* adults was recorded with both tested oils ( $p < 0.05$ ). The highest conc. of both tested oils has the same toxic effect against adults as it causes 100% mortality. Mortality ranged from (23.3-100%) with clove oil and (26.6-100%) with spearmint oil

Essential oils recently have received much attention due to their multi-functions as antimicrobial, antifungal, antitumor and insecticidal agents (de Souza *et al.* 2005). Essential oils and especially their main compounds monoterpenoids, offer promising alternatives to classical fumigants (Peterson and Ems-Wilson 2003, Aslan *et al.* 2004). Essential oils are volatile and can act like fumigants offering the prospect for use in stored-product protection (Lee *et al.* 2001), contact insecticides (Taponjou *et al.* 2002), antifeedent or repellent effects (Kim *et al.* 2003, Park *et al.* 2003, García *et al.* 2005) and may also affect some biological parameters such as growth rate, life span and reproduction (Tunç *et al.* 2000, Kathuria and Kaushik 2005, Rahmat *et al.* 2006). During recent years, some plants have been receiving global attention and their secondary metabolites have been formulated as botanical pesticides for plant protection since they do not leave residues toxic to the environment, have lower toxicity to mammals and medicinal properties for human uses (Duke, 1985). The insecticidal constituents of many plant extracts and essential oils are mainly monoterpenoids (Coats *et al.*, 1991; Konstantopoulou *et al.*, 1992; Regnault and Hamraoui, 1995; Ahn *et al.*, 1998) due to their high volatility, they have fumigant action and gaseous action might be of importance for stored-product insects.

Many previous researchers tested the fumigant toxicity of plant oils against stored grain insects according to the traditional method described by Prates *et al.*, (1998) in which, insect adults were put into separate glass jars. Tested oil at different conc. was applied to 5 cm diameter filter paper. The filter papers were attached to the underside surface of the screw caps of the glass jars. The jars were first covered with nylon mesh. The caps were then attached. However, in this research, the toxicity of plant oils was tested using a new fumigant Technique. This Technique was used in a previous research by Sameeh, *et al.*, (2016) in which fumigant toxicity of fixed and volatile oils of clove, cinnamon and moringa were tested against adults of *S.oryzae* and *T.castaneum* and the results showed that, this method was promising and give a good mortality % against both tested insects after 24 hrs from exposure. Results of this research and earlier studies indicated

that, some plant extracts and essential oils might be useful for managing coleopterous insects in enclosed spaces such as storage bins, glasshouses, or buildings because of their fumigant action.

This finding are in harmony with that of Mahfuz (2007) investigated the fumigant toxicity of five essential oils, cardamom, cinnamon, clove, eucalyptus an neem oils against the cowpea weevil, *C. maculatus* adults. The efficacy in respect of the toxicity followed in the order: clove > cinnamon > cardamom > neem > eucalyptus after 24 h after treatment, and clove > cinnamon > cardamom > eucalyptus > neem after 48 h after treatments. Ahmed (2010) tested the fumigant activity of 7 essential oils against the *C. maculatus* and *S. oryzae* and found that (%) mortality increased with increasing concentration of different oils and exposure period. Both species were found to be highly susceptible to cinnamon. *C. maculatus* was more sensitive than *S. oryzae* to the essential oils of clove and eucalyptus. Abo-El-Saad, *et al.*, (2011) tested the fumigant toxicity of clove buds fixed oil against *Tribolium castaneum*, fumigation assay has also exhibited strong fumigant activity toward the adults of *T. castaneum*. at 100 µL oil/L air. This result was in agreement with that of Eliopoulos, *et al.*, (2015) tested the fumigant activity of essential oil vapors distilled from *O. basilicum* L. and spearmint, *M. spicata* L. against *E. kuehniella* and *P. interpunctella*. Both oils were highly effective against adult moths, given that notable mortality (>80%) was recorded after exposure to low doses such as 2.5 µl/liter. Toxicity data indicated that larvae and pupae were the most tolerant stages in all cases. Valdeany, *et al.*, (2016) evaluated the fumigant activity of essential oils of *O. basilicum* L., *C. aurantium* L., *M. spicata* L. and *C. pulegioidorus* Baill on adult *R. dominica* in stored maize. The essential oil of *O. basilicum* exhibited strong fumigant toxicity. The *C. aurantium* essential oil required higher concentrations than *O. basilicum*, *M. spicata* and *C. pulegioidorus* to kill insects.

**2) Data Analysis**

The probit statistics, estimate of  $LC_{50}$ ,  $LC_{90}$  and the slope of regression lines of fixed oils of clove and spearmint against adults and larvae of *T.granarium* and adults of *S. paniceum* after 24 hrs from exposure is represented in Table (4) and fig. (2, 3&4)

Based on  $LC_{50}$  values, it was found that clove oil was more toxic against all tested insects than spearmint oil. When probit regression lines of fixed oil against tested insects were calculated, they showed a linear relationship between mortality percentage and concentration.

**Table 4. toxicity values of tested oils on tested insects**

oil	<i>T.granarium</i> larvae			<i>T. granarium</i> adults			<i>S.paniceum</i> adults		
	$LC_{50}$	$LC_{90}$	Slope	$LC_{50}$	$LC_{90}$	Slope	$LC_{50}$	$LC_{90}$	Slope
Clove	655.4	1348.8	4±0.84	3.2	16.4	1.8±0.36	1.6	9.9	1.6±0.32
spearmint	-	-	-	6.4	23.8	2.3± 0.46	2.8	16	1.7±0.38

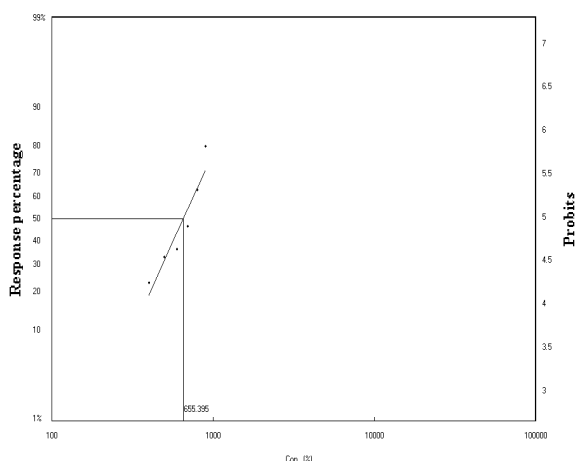


Fig. 2. Toxicity lines of clove fixed oil against *T. granarium* larvae

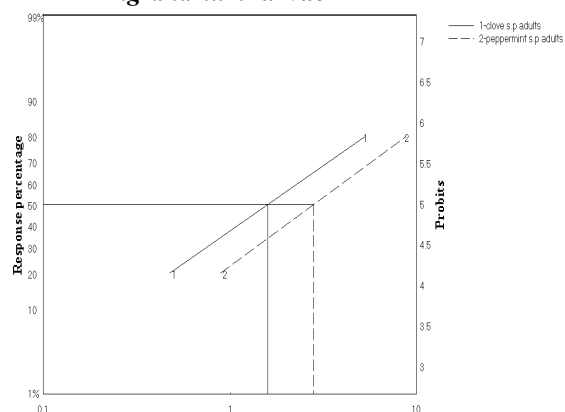


Fig. 3. Toxicity lines of clove and spearmint fixed oil against *S. paniceum* adults

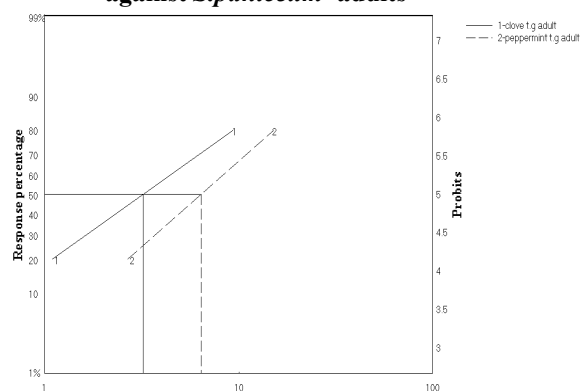


Fig. 4. Toxicity lines of clove and spearmint fixed oil against *T. granarium* adults

### 3-B) Seed Germination Test:-

Germination test showed that none of the tested oils at the highest conc. had any adverse effect on seeds germination after 24 hrs from exposure comparing with control. It has been reported that plant products generally do not affect the viability of seeds treated with them (Oparaeke and Dike, 1996; Akinkulore *et al.*, 2006). The present findings are almost in agreement with those of Islam (2001); Khaire *et al.*, (1992), Gupta *et al.*, (1988), where they reported that seeds treated with plant materials did not adversely affect the seed germination.

### 4) GC/MS Chromatogram Analysis:

According to previous paper, The GC chromatogram of clove buds fixed oil showed that, the main constituents were eugenol (37.43%) eugenol acetate (11.47%), caryophellene (10.44 %), linoleic acid (9.42%) and caryophellene oxide (8.58%). The GC-MS chromatogram of spearmint fixed oil showed that, the main constituents were carvone (33.9%) and limonene (2.7%).

The results in the line with Alma *et al.*, (2007) analyzed the essential oils of clove buds by GC and GC-MS. The results showed that, the mainly contained about 87.00% eugenol, 8.01% eugenyl acetate and 3.56%  $\beta$ -Caryophyllene. Nazrul *et al.*, (2010) recorded that the main components of clove were eugenol (74.3%), eucalyptol (5.8%), caryophellene (3.85%) and  $\alpha$  cadinol (2.43%). Mejdji *et al.*, (2015) identified chemical constituents in spearmint oil using GC/MS. The main components were carvone (40.8%) and limonene (20.8%). Jasim *et al.*, (2007) reported that, the essential oil from *M. spicata* contains carvone (73.29 %), d-limonene (7.59 %) and dihydrocarvone (3.83 %) as major constituents out of the 21 components. Kaddem *et al.*, (2009) revealed that GC-MS analysis of *M. viridis* was rich in carvone (50.47%), 1,8-cineole (9.14%), and limonene (4.87%). lamiri, *et al.*, (2001) demonstrated that the insecticidal activity of an essential oil could be attributed either to the major compounds present in the oil or to the synergistic and/or antagonistic effects of all compounds of the oil. Jyotika and Thakur (2015) tested the fumigant toxicity of eight pure monoterpenes: citronellol, geraniol, linalool, eugenol, thymol, cinnamaldehyde, p-cymene and  $\alpha$ -pinene against four stored product pests, *C. analis*, *S. oryzae*, *S. paniceum* and *T. castaneum* and found that, Eugenol and thymol showed potent fumigant toxicity causing high mortality for all the insect species. Among the four insect species tested, *C. analis* and *S. paniceum* were the most susceptible, having highest mortality of the species tested for each Compound.

### REFERENCES

- Abo-El-Saad, M. M. ; A. M. Al Ajlan; M. A. Al-Eid and I. A. Bou-Khowh (2011) Repellent and fumigant effects of essential oil from clove buds *syzygium aromaticum* l. against *Tribolium castaneum* (herbst) (Coleoptera: Tenebrionidae). Journal of Agricultural Science and Technology A 1: 613-620.
- Adams, R.P. (1995) Text book of identification of essential oil components gas chromatography/mass spectroscopy. 2<sup>nd</sup> ed. 46:1460.
- Ahmed, M.E. Abd El-Salam (2010) Fumigant toxicity of seven essential oils against the cowpea weevil, *Callosobruchus maculatus* (F.) and the rice weevil, *Sitophilus oryzae* (L.). Egypt. Acad. J. biolog. Sci., 2 (1): 1- 6.
- Ahn, Y.J.; S.B. Lee; H.S. Lee and G.H. Kim (1998) Insecticidal and acaricidal activity of carvacrol and b-thujaplicine derived from *Thujopsis dolabrata* var. hondai sawdust. Journal of Chemical Ecology 24, 1–90.

- Akinkurolele, R.O. ; C.O. Adedire and O.O. Odeyemi (2006) Laboratory evaluation of the toxic properties of forest anchomanes, *Anhomanes difformis*, against pulse beetle, *Callosobruchus maculatus* (Coleoptera: Bruchidae). *Insect Sci.*, 13: 25-29.
- Alma M. H.; M. Ertaş ; S. Nitz and H. Kollmannsberger (2007) Chemical Composition and Content Of Essential Oil From The Bud Of Cultivated Turkish Clove (*Syzygium aromaticum*). *BioResources* 2(2): 265-269
- Aslan I, O. H; O. Çalmaşur and F. ŞahİN (2004) Toxicity Of Essential Oil Vapours To Two Greenhouse Pests, *Tetranychus Urticae* Koch And Bemisia Tabaci Genn. *Indust. Crops Prod.* 19: 167-173.
- Champ B.R. and Dyte, C.E. (1976). FAO Global Survey of Pesticide Susceptibility of Stored Grain Pests. *FAO Plant Protection Bulletin* 25:49-67.
- Coats, J.R.; L.L. Karr and C.D. Drewes (1991) Toxicity and Neurotoxic Effects of Monoterpenoids in Insects and Earthworms. In: Hedin, P.A. (Ed.), Naturally Occurring Pest Bioregulators. ACS Symposium Series No. 449. American Chemical Society, Washington, DC: 305-316.
- De Souza, E. L.; E.O. Lima; K. R. De Luna; K. R. L. Freire and C. P. De Sousa (2005) Inhibitory action of some essential oils and phytochemicals on the growth of various moulds isolated from foods. *Brazilian Arch. Biol. Technol.* 48(2):245-250.
- Duke, J.A. (1985). CRC Handbook of Medicinal Herbs, CRC Press, Boca Roton, Florida
- Duncan, D.B. (1951) A Significance Test For Differences Between Ranked Treatments In An Analysis Of Variance. *Virginia Journal of Science*, 2:171-189.
- Eliopoulos, P.A.; C.N. Hassiotis; S.S. Andreadis and A.E. Porichi (2015) Fumigant Toxicity of Essential Oils from Basil and Spearmint Against Two Major Pyralid Pests of Stored Products. *J Econ Entomol.* 108(2):805-810.
- Finney, D.J. (1971) Probit analysis. A Statistical Treatment of the Sigmoid Response Curve. 7<sup>th</sup> Ed., Cambridge Univ. press, England.
- García, M. ; O. J. Donadel; C. E. Ardanaz; C.E. Tonn and M.E.Sosa (2005) Toxic and repellent effects of *Baccharis salicifolia* essential oil on *Tribolium castaneum*. *Pest Manage. Sci.* 61: 612-618.
- Gupta. H.C. ; J.P. Verma; S.S. Bareth and B.N. Mathur (1988) Evaluation of some nonedible oils as grain protectant in wheat and their subsequent effect on germination. *Indian J. Entomol.* 50(2): 147-150.
- Ileke, K.D. and M.O. Oni (2011) Toxicity of some plant powders to maize weevil, *Sitophilus zeamais* (Motschulsky) (Coleoptera: Curculionidae) on stored wheat grains (*Triticum aestivum*). *African J. Agricult. Res.* 6:3043-3048.
- Islam, M.S. (2001) Laboratory evaluation of some indigenous plant extracts against granary weevil, *Sitophilus granarus* L. (Coleoptera: Curculionidae). M.S. Thesis, Dept. Entomology, Bangladesh Agril. Univ., Mymensingh. 135 P.
- Jasim, U. C.; N. C. Nandi; M. Uddin and M. Rahman (2007) Chemical Constituents of Essential Oils from Two Types of Spearmint (*Mentha spicata*L. and *M. cardiac* L.) Introduced in Bangladesh. *Bangladesh J. Sci. Ind. Res.* 42(1), 79-82.
- Jyotika, B. and D. R. Thakur (2015) Fumigant Toxicity and Cytotoxicity Evaluation Of Monoterpenes Against Four Stored Products Pests. *International Journal of Development Research.* 5(10): 5661-5667.
- Kaddem, M. M. ; J. Bouajila; M. Ennajar; A. Lebrihi ; F. Mathieu and M. Romdhane (2009) Chemical Composition and Antimicrobial and Antioxidant Activities of *Mentha (longifolia*L and *viridis*) Essential Oils. *Journal of Food Science* (74):358-363.
- Kathuria, V. and T. Kaushik (2005) Feeding inhibition of *Helicoverpa armigera* (Hübner) by *Eucalyptus camaldulensis* and *Tylophora indica* extracts. *Insect Sci.* 12: 249-254.
- Khaire, V.M.; B.V. Kachare and U.N. Mote (1992) Efficacy of different vegetable oils as grain protectants against Pulse beetle, *Callosobruchus chinensis* L. in increasing storability of pigeon pea. *J. Stored Prod. Res.* 28(3): 153-156.
- Kim, S. I. ; C. Park ; M.H Ohh. ; H. C. Cho and Y. J. Ahn (2003) Contact and fumigant activities of aromatic plant extracts and essential oils against *Lasioderma serricorne* (Coleoptera: Anobiidae). *J. stored Prod. Res.* 39(1): 11-19.
- Konstantopoulou, L.; L. Vassilopoulou ; T.P. Mauragani and Z.G. Scouras (1992) Insecticidal effects of essential oils. A study of the effects of essential oils extracted from eleven Greek aromatic plants on *D. auraria*. *Experientia* 48: 616-619.
- Lamiri, A. L.; B. Benjilali and M. Berrada (2001) Insecticidal effects of essential oils against Hessian fly, *Mayetiola destructor* (Say). *Field Crop Research*, 71: 9-15.
- Lee. B. H. ; W. S. Choi; S. E. Lee and B. S. Park (2001) Fumigant toxicity of essential oil and their constituent compounds towards the rice weevil, *Sitophilus oryzae* (L.). *Crop Prot.* 20: 317-320.
- Mahfuz, M. K. (2007) Contact and Fumigant Toxicity of Essential Oils against *Callosobruchus maculatus*. *Univ. j. zool. Rajshahi Univ.* 26: 63-66
- Mejdi, S. ; E. Noumi ; N.Trabelsi ; G. Flamini ; A. Papetti and V. De-Feo (2015) *Mentha spicata* Essential Oil: Chemical Composition, Antioxidant and Antibacterial Activities against Planktonic and Biofilm Cultures of *Vibrio* spp. Strains. *Molecules* 20:14402-14424.
- Nazrul, I. B.; J. Begum; N. C. Nandi and F. akter (2010) Constituents of the essential oil from leaves and buds of clove (*Syzygium caryophyllatum*) (L.)Alston). *African Journal of Plant Science*, 4 (11):.451-454.

- Ojiako, F. O.; A.G.U. Clifford; M. Ahuchaogu and E. Christopher (2013) Potentiality of *Moringa oleifera* Lam. Extracts in the Control of some Field – Store Insect Pests of Cowpea. International Journal of Agronomy and Plant Production, 4 (S): 3537-3542.
- Oparaeke, A. M. and M. C. Dike (1996) Comparison on garlic and lemon grass products in the control of *Callosobruchus maculatus* F. (Coleoptera: Bruchidae) on stored cowpea grains. Nigerian Journal of Entomology, 13: 73-80.
- Park, C.; S. Kin and Y. J. Ahn (2003) Insecticidal activity of asarones identified in *Acorus gramineus* rhizome against three coleopteran stored-product insects. *J. stored Prod. Res.* 39(3): 333–342.
- Peterson, C. J. and J. Ems-Wilson (2003) Catnip essential oil as a barrier to subterranean termites (Isoptera:Rhinotermitidae) in the laboratory. *J. Econ. Entomol.* 96(4): 1275–1282.
- Prates, H.T.; J.P. Santos; J.M. Waquil ; J.D. Fabris ; A.B. Oliveira and J.E. Forster (1998) Insecticidal activity of monoterpenes against *Rhyzopertha dominica* (F.) and *T. castaneum* (Herbst). Journal of Stored Product Research, 34: 243-249.
- Rahmat, A. ; S. Edrini ; P. Ismail ; T.Y.Y. Hin and M.F.A.B. Bakar (2006) Chemical constituents, antioxidant and cytotoxic effects of essential oil from *Strobilanthes crispus* and *Lawsonia inermis*. *J. Biol. Sci.* 6(6): 1005-1010.
- Rajendran, S. and V. Sriranjini (2008) Plant products as fumigants for stored-product insect control. Journal of Stored Products Research, 44:126–135.
- Regnault R.C. and A. Hamraoui (1995) Fumigant toxic activity and reproductive inhibition induced by monoterpenes on *Acanthoscelides obtectus* (Say) (Coleoptera), a bruchid of kidney bean (*Phaseolus vulgaris* L.).Journal of Stored Products Research, 31: 291–299.
- Sameeh A. M. ; D. M. Boraie ; A. R. Ali and R. I. Mohamed (2016). Toxicity of Some Fixed and Volatile Plant Oils against *Sitophilus oryzae* (L.) and *Tribolium castaneum* (Herbst.) Using a Novel Fumigation Technique. *Biopestic. Int.* 12(2):
- Shaaya, E. ; M. Kostjukovski ; J. Eilberg and C. Sukprakarn (1997) Plant oils as fumigants and contact insecticides for the control of stored-product insects. *Journal of Stored Products Research* 33:7-15.
- SU, H.C.F. (1985) Laboratory study on effects of *Anetium graveoleus* seeds on four species of stored product insects. *J. Econ. Entomol.* 78:451-453.
- Subramanyam, B. and D.W. Hagstrum (1995) Resistance measurement and management. In: Integrated Management of Insects in Stored Products. Marcel Dekker, New York: 331–397.
- Tapondjou, L. A. ; C. Adler; H. Bouda and D. A. Fontem (2002) Efficacy of powder and essential oil from *Chenopodium ambrosioides* leaves as post-harvest grain protectants against six-stored product beetles. *J. stored Prod. Res.* 38: 395–402.
- Tunç, I. ; B. M. Berger; F. Erler and F. Dağlı (2000) Ovicidal Activity Of Essential Oils From Five Plants Against Two Stored Product Insects. *J. stored Prod. Res.* 36: 161-168.
- Valdeany, N. De S.; C. R. F. De Oliveira; C. H. C. Matos and D. K. F. De Almeida (2016) Fumigation Toxicity of Essential Oils Against *Rhyzopertha dominica* (F.) In Stored Maize Grain. *Rev. Caatinga, Mossoró*, 29(2): 435 – 440.
- White, N. D. and J. G. Leesch (1995) Chemical control. In: Subramanyam, B., Hagstrum, D.W. (Eds.), Integrated management of insects in stored products. Marcel Dekker, New York, 287–330 pp.

## سمية اثنين من الزيوت الثابتة باستخدام طريقة تبخير جديدة ضد حشرتي خنفساء الصعيد (الخبرة) وخنفساء العقاقير

دعاء محمد زين العابدين برعى

قسم افات الحبوب والمواد المخزونة – معهد بحوث وقاية النباتات- مركز البحوث الزراعية –الجيزة

اجرى هذا البحث لاختبار سمية زيتي القرنفل والنعناع باستخدام طريقة حديثة للتبخير ضد حشرتي خنفساء الصعيد (الخبرة) وخنفساء العقاقير كما اجريت اختبارات تأثير الزيتين على انبات حبوب القمح وايضا تم تحليل المكونات الكيميائية لكلا الزيتين. وقد اثبتت النتائج مدى فعالية طريقة التبخير الجديدة ضد الحشرتين محل الدراسة حيث ان زيت القرنفل اثبت فعالية اكثر من زيت النعناع ضد الحشرتين المختبرتين. كما اظهرت يرقات خنفساء الصعيد مقاومة عالية جدا ضد الزيوت المستخدمة مقارنة بالحشرة البالغة. اثبتت النتائج انه لا يوجد اى تأثير سلبي على انبات الحبوب المعرضة لاعلى تركيز بعد ٢٤ ساعة من التعرض. اثبت تحليل GCMS ان المواد الاساسية فى زيت القرنفل هي eugenol (37.43%) acetate (11.47%), caryophellene (10.44 %), linoleic acid (9.42%) and caryophellene oxide (8.58%) والمواد الاساسية فى زيت النعناع هي carvone (33.9%) and limonene (2.7%).