

ENHANCING THE EFFICIENCY OF ROCK PHOSPHATE IN SALINE SOIL AS AN ENVIRONMENTAL FRIENDLY ALTERNATIVE FOR P- MANUFACTURED FERTILIZERS AND ITS EFFECT ON MAIZE QUALITY AND PRODUCTIVITY

Helmy, A. M.¹ ; KH. A. Shaban² and Mona G. Abd EL-Kader²

¹. Soil Science Dept., Fac. of Agric., Zagazig Univ., Zagazig Egypt, 44519

². Soil, Water and Enviro. Res. Institute, ARC, Giza, Egypt

ABSTRACT

Two field experiments were conducted to enhance the efficiency use of rock phosphate, (RP) in a saline soil at El-Qantra Sharq, Ismailia Governorate, Egypt during the two successive summer seasons of 2011 and 2012. The rock phosphate (RP) was used as an environmental friendly alternative for P mineral fertilizers after alleviating the adverse effects of salt stress on soil and plant by applying compost, (CO) and the phosphate dissolving bacteria, (PDB) *Bacillus megaterium* var. phosphaticum, whether solely or in combinations with the rock phosphate. The effects of RP, compost and biofertilization applied solely or in combinations on maize grains yield and its quality as well as the macronutrients N, P and K and micronutrients Fe, Mn and Zn contents and uptake values were studied. RP was added at three rates RP0, RP1 and RP2 corresponding to 0, 31 and 47 kg P ha⁻¹. The obtained results could be summarized as follows: the values of weight of grains plant⁻¹, 100-grain weight and grains yield significantly increased due to the different treatments relative to the control. The highest values of weight of grains plant⁻¹ and grains yield (518g and 2.81 Mg ha⁻¹), respectively were attained due to application of RP2 + compost. While, the highest one for 100-grain weight i.e. 58.9 g was achieved due to the treatment RP1+ compost, Uptake values of N, P and K as well as Fe, Mn and Zn by maize grains increased significantly as a result of addition of the treatments solely or in combination with rock phosphate. The highest uptake values of N, P, K as well as Mn and Zn i.e. 168, 41.0, 141 kg ha⁻¹ as well as 547 and 401 g ha⁻¹, respectively) were obtained due to addition of RP2 + compost treatment, while the highest Fe-uptake value (1036 g ha⁻¹) resulted owing to the compost treatment. Soil available N, P and K as well as DTPA extractable Fe, Mn and Zn increased while, soil pH and soil EC_e decreased as a result of compost and bio treatments added solely or in combinations with rock phosphate. Phosphorus use efficiency, PUE, apparent phosphorus recovery, APR and phosphorus agronomic efficiency PAE decreased as rock phosphate rate increased especially when combined with compost. The treatment RP 47 kg P ha⁻¹ + compost was superior to the other treatments but statistically there were no significant difference with the treatment RP 31 kg P ha⁻¹ + compost for more characters under study.

Keywords: Rock phosphate, Compost, Biofertilizers, Maize, Saline soils.

INTRODUCTION

Soil or water salinity is known to cause considerable yield losses in most crops, thereby leading to reduced crop productivity (Chaum *et al.*, 2011). The salinity-induced crop yield reduction takes place due to a number of physiological and biochemical functions in plants grown under salinity stress which have been listed in a number of comprehensive reviews on salinity effects and tolerance in plants (Jamil *et al.*, 2011 and Krasensky and Jonak,

2012). Scientists have been vying for the last many decades to overcome the problem of salinity by employing a variety of strategies. Of the various strategies currently under exploitation, improvement in salinity tolerance of crops through exogenous application of different types of organic and biological fertilizers which help in inhibitory of the adverse effect of salinity (Ehteshami *et al.*, 2007).

Environmental problems caused by irregular application of chemical fertilizers, and excessive consumption costs have all harmful effects on biological cycles and farming stability systems; these factors altogether encourage the application of bio fertilizers (Kannayan, 2002). Maize quantity and quality increased by utilization of fertilizer, (bio fertilizers, especially), in worldwide (Ali *et al.*, 2008 and Hasaneen *et al.*, 2009).

Phosphorus (P) is one of the major plant growth limiting nutrients although it is abundant in soils in both inorganic and organic forms. Phosphate solubilizing micro-organisms (PSMs) are ubiquitous in soils and could play an important role in supplying P to plants in a more environmentally friendly and sustainable manner. Phosphorus is usually supplied to the plant in many different forms some of which are manufactured, *i.e.*, phosphoric acid and calcium super phosphate, while some others are common in nature such as rock phosphate, Abou El-Yazeid and Abou-Aly (2011).

The appropriate utilization of rock phosphate (RP) as P source can contribute to sustainable agricultural intensification, particularly in developing countries endowed with RP resources, in addition to minimizing environmental pollution in countries where RP are processed industrially. The RP products are an agronomically and economically sound alternative P input to manufactured superphosphates (Zapata and Roy, 2004 and Schneider *et al.*, 2010). Singh and Reddy (2011) reported that inoculation with phosphate solubilizing fungus along with rock phosphate can substitute the chemical fertilizer and help in improving the crop production.

In recent years, biofertilizers have emerged as an important component of the integrated nutrient supply system and hold a great promise to improve crop yields through environmentally better nutrient supplies (Wu *et al.*, 2005). Biofertilizers are considered the most advanced biotechnology and can increase the output, improve the quality of crop production through providing the cultivated plants with macro as well as micronutrients, required for healthy growth therefore reduce the overall cost of chemical fertilizers. These biofertilizers also increase prospects of using phosphatic rocks in crop production (Khan *et al.*, 2009). They are also responsible for developing organic, green and non-polluting agriculture. Microorganisms that allow more efficient nutrients use or increase nutrients availability can provide sustainable solutions for present and future agricultural practices (Rai, 2006). Some bacteria such as *Bacillus megaterium* provide plants with growth promoting substances and play major role in phosphate solubilization. Wu *et al.* (2005) found that application of triple inoculants not only increased nutritional assimilation of plant, but also improved soil properties. They observed that half of the amount of biofertilizer applications had similar effects when compared with organic fertilizer or chemical fertilizer treatments.

Soil chemical and biological characteristics improved by bio fertilizer. Moreover, due to the use of low doses of chemical fertilizers, agricultural production will be free from contaminants (EL- Habbasha *et al.*, 2007 and Salimpour *et al.*, 2010).

The present investigation aimed at overcoming problems of saline soil concerning P fixation by providing an environmental friendly alternative for P manufactured fertilizers. This was undertaken by studying the response of maize to rock phosphate and inoculation with *B. megaterium* var. phosphaticum with regard to growth, yield and grains quality.

MATERIALS AND METHODS

Two field experiments were conducted on a saline soil using maize (*Zea mays* cv Triple hybrid 310) as a test crop during the two growing summer seasons of 2011 and 2012, at the Experimental farm, El-Quntra East, Ismailia Governorate, Egypt, in order to evaluate the effect of compost and bio-phosphate inoculation (*Bacillus megaterium* var. phosphaticum) as phosphate solubilizing microorganisms added solely and/or in combinations with rock phosphate on enhancing the efficiency of rock phosphate and its impact on improving grains quality and yield components as well as N, P, K, Fe, Mn and Zn contents of grains maize grown on this saline soil. A representative soil sample (0 – 30 cm) was taken before planting to determine physical and chemical properties. The soil was loamy sand in texture (82.6% sand, 5.96% silt and 11.44% clay), having EC in its saturation extract of 12.9 dS m⁻¹, ESP of 20.8, SAR of 18.6 and contents of CaCO₃ and organic matter of 4.82 and 3.91 g kg⁻¹, respectively. Available nutrients were 40.0 mg N kg⁻¹ (mineral N extracted by 2 M KCl), 3.19 mg P kg⁻¹ (extracted by Na-bicarbonate 0.5 M), and 163 mg K kg⁻¹ (extracted by neutral 1.0 M NH₄OAC), 2.48 mg Fe kg⁻¹, 1.13 mg Mn kg⁻¹, 0.63 mg Zn kg⁻¹ (extracted by DTPA) according to the some methods used for analysis the initial soil *i.e.* Black (1965), Page (1982) and KLut (1986).

The study was laid out in a split-split design within completely randomized block design with three replicates, Rock phosphate, (RP) was assigned to the main plot at three rates (0, 31 and 47 kg P ha⁻¹) and its chemical properties are shown in Table 1.

Table 1. Chemical properties of rock phosphate

Component	P	CaO	Fe ₂ O ₃	SiO ₂	MgO	SO ₄	CaCO ₃
Value (%)	13.1	42.2	1.46	4.02	2.05	1.26	12.1

The sup plots included biofertilizer *Bacillus megaterium* var phosphaticum, which was supplied by Bio-fertilizers Production Unit, Soil Microbiology Dept., Soils, Water and Enviro. Res. Inst., Agric. Res. Center, Giza, Egypt and sup-sup plots had compost prepared by using 5 ton of some crop residues (straw rice, maize stover and faba bean straw), air – dried and made into 5 – 10 layers, each about 50cm thick. 300 kg/weight of farmyard manure was added to each pile to enhance microorganism activity, and then

it was moistened with a sufficient quantity of water. Every 21 days the heap of crop residues was turned over until it became well decomposed as described by Nasef *et al.* (2009). The compost analysis was done according to the standard methods described by Brunner and Wasmer (1978) and the results of analyses are shown in Table (2). Compost was added one month before maize planting at a rate of 9.5 ton ha⁻¹ which was calculated according to its total phosphorus content.

Table 2. Chemical properties of compost.

Moisture content %	EC dS m ⁻¹ 1:10	pH 1:2.5	C	C/N ratio	O.M	N %	P %	K %	Fe	Mn	Zn	Cu
(mg kg ⁻¹)												
21	3.98	7.5	25	14.2	33	1.76	0.51	1.88	241	130	92	40

The treatments under study were as follow:

- Control, zero P (Rock phosphate, RP0).
- Biofertilization, (Bio) *Bacillus megaterium* var. phosphaticum
- Compost, (CO)
- Rock phosphate1, RP1 (31 kg P ha⁻¹)
- RP1+ Bio
- RP1+ CO.
- Rock phosphate2, RP2 (47 kg P ha⁻¹)
- RP2 + Bio
- RP2 + CO.

Maize grains (*Zea mays* L. Triple hybrid, 310) were soaked in the solution of bio-fertilizer *Bacillus megaterium* for 2 h before planting. The inoculated grain plots were also supplied with a suspension of *Bacillus megaterium* culture through drilling into soil near maize plants three times after 25, 50 and 75 days of planting at the rate 5L of the inoculant suspension / 950 L water ha⁻¹. Urea (460 g N kg⁻¹) was the source of nitrogen mineral fertilizer, which was applied at the rate of 238 kg N ha⁻¹ at three equal doses after 21, 35 and 50 days of maize planting. while potassium sulphate (400 g K kg⁻¹) was applied at a rate of 198 kg K ha⁻¹ in two equal doses after 21 and 45 days from sowing. Other standard agricultural practices for growing maize were carried out as recommended by the Ministry of Agriculture. The transplants were set up into the field on 25th and 20th of April 2011 and 2012, respectively. The area of each plot was 20 m² (4 X 5 m) and included 8 rows 50 cm apart, two plants hill⁻¹ and 15 cm between hills.

Grain characters and calculations

Maize grains were collected from each plot after harvesting and subjected for determination of 100-grain weight (g), weight of grain plant⁻¹ (g) and grain yield (Mg ha⁻¹). Representative samples of maize grains, were air dried, oven dried at 70° C, ground and 0.5 g of each sample was digested using H₂SO₄ and HClO₄ mixture to determine N, P, K, Fe, Mn, and Zn using the methods described by Ryan *et al.* (1996). Crude protein in maize grains was calculated by multiplying total N-content by 6.25. Grain protein yield (kg ha⁻¹) = protein content (g kg⁻¹) x grains yield (Mg ha⁻¹). Total proline content was determined using fresh leaves taken after 70 days from planting according to Bates *et al.*

(1973). Apparent P recovery (APR) was calculated by the equation described by Echeverria and Videla (1998), $APR = [P \text{ uptake (fertilized plot)} - P \text{ uptake (zero plot)}] / \text{total P fertilizer rate} \times 100$. Phosphorus use efficiency (PUE) is the P applied to produce yield and is defined here as the amount of grain yield per unit of applied P (kg of grain yield kg^{-1} of P applied) as described by Angas *et al.* (2006). Phosphorus agronomic efficiency (NPE) for P was calculated according to Craswell and Godwin (1984): $[\text{grain yield (fertilized plot)} - \text{grain yield (zero plot)}] / P \text{ fertilizer; yield and P fertilizer in kg ha}^{-1}$.

Soil sample:

Top soil samples (0 – 30cm) were collected from all the experimental plots at the maximum growth stage, air-dried, crushed and sieved through a 2 mm sieve and analyzed for soil EC, pH, and available N, P, K, Fe, Mn and Zn contents according to the some methods used for analysing the initial soil *i.e.* Black (1965), Page (1982) and KLute (1986).

Statistical analysis

Data analysis was done by using COSTATC software. The ANOVA test was used to determine significantly ($p \leq 0.01$ or $p \leq 0.05$) treatment effect and Duncan Multiple Range Test was used to determine significantly of the difference between individual means (Duncan, 1955).

RESULTS AND DISCUSION

Response of Some Soil Properties and Available Nutrients Content to the Applied Treatments

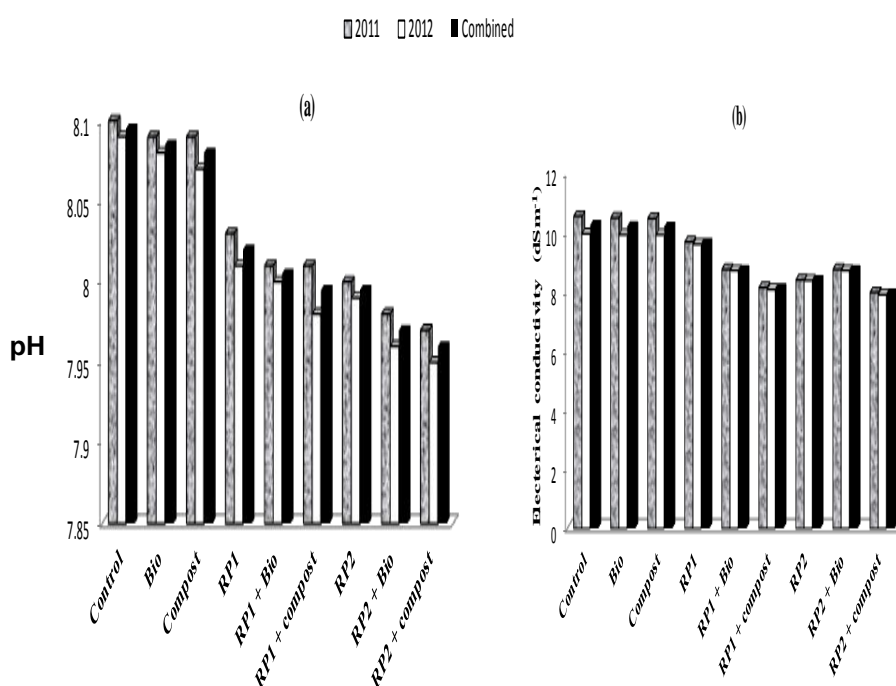
Fig. 1 shows an obviously slight response for some soil properties (*i.e.*, pH and EC) and Fig. 2 for available nutrient contents to the applied treatments, particularly the treatment RP2 + compost which was superior over the other treatments. The applications of rock phosphate solely or in combination with biofertilize or compost caused a noticeable reduction in the values of soil pH and EC_e and on the other hand, a pronounced increase in soil available contents of N, P, K Fe, Mn and Zn in soil after harvest. Compost and biofertilizer treatments enhanced also the biological conditions in soil that caused nutrient uptake by plants to increase. These results can might be attributed one or more of the following reasons:

- i.* Organic compost decomposition tends to accelerate in the presence of microbial media of bio-fertilizer, and in turn produces active organic and inorganic acids that led to decrease soil pH beside of their ability to chelate metal ions (Fe, Mn and Zn). These chelated metal ions are held in forms available for plant and consequently they are found as strategic storehouse in organo-metalic compounds that are more suitable for uptake by plant roots. The decomposed compost acts as slow release fertilizer that can supply the plants with nutritive elements slowly but over a long time and hence it minimizes their possible loses by leaching throughout the studied relatively coarse textured soil. (Mohammed, 2004).
- ii.* The effective role of microbial activity to reduce soil salinity stress, could be interpreted according to many opinions outlined by Ashmaye *et al.* (2008) who reported that many strains produce several phytohormones

(i.e., indole acetic acid and cytokinins) and organic acids. Such products reduce the deleterious effect of Na-salts, and simultaneously improve soil structure, i.e., increase aggregate stability and drainable pores and hence accelerate leaching of soluble salts and soil profile with the drained water.

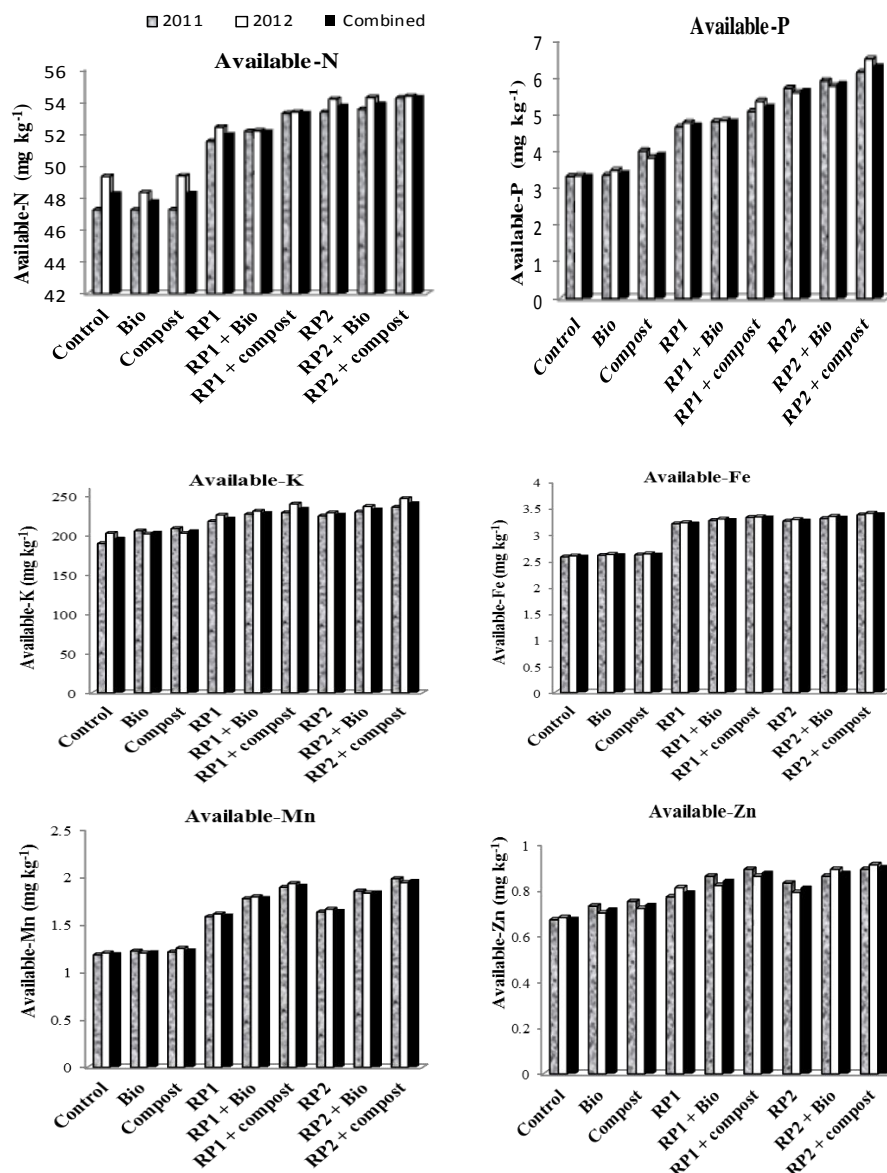
- iii. The released soluble Ca^{2+} partially substitutes exchangeable Na and leads to reduce ESP value and formation of small clay domains. Such clay domains are coated with the released active organic acids, and then form coarse sizes of water stable aggregates which accelerate leaching of a pronounced content of soluble salts and accordingly reduce the ECe value (Ewees and Abdel Hafeez, 2010).

Fig.1 shows that the lowest soil pH and EC_e values i.e. 7.96 and 7.92 dSm^{-1} , respectively were achieved due to the treatment RP2 + compost caused decreases of 1.60 and 22.4 %, respectively. The mean values of available N, P, K, Fe, Mn and Zn in soil after harvest were increased and their highest values were 54.2, 6.30, 241, 3.39, 1.96 and 0.90 mg kg^{-1} , respectively owing to the treatment RP2 + compost (Fig., 2).



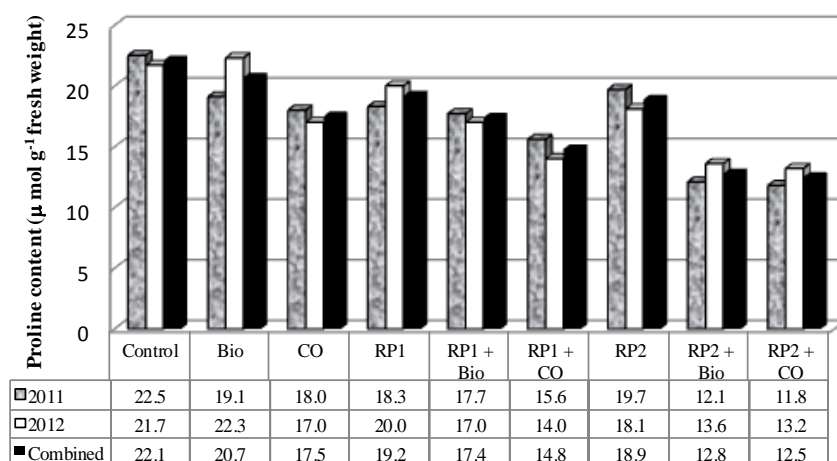
RP1: rock phosphate (31 kg P ha^{-1}); RP2: rock phosphate (47 kg P ha^{-1})

Fig. 1 Soil pH (a) and EC_e (b) after harvest as affected by the investigated treatments



RP1: rock phosphate (31 kg P ha^{-1}); RP2: rock phosphate (47 kg P ha^{-1})

Fig. 2 Available N, P, K, Fe, Mn and Zn in soil after harvest as affected by the investigated treatments



CO: Compost; RP1: Rock phosphate (31 kg P ha⁻¹); RP2: Rock phosphate (47 kg P ha⁻¹)

Fig 3. Proline content (μ mol g⁻¹ fresh weight) as affected by the investigated treatments

Plant growth and grains yield

Table 3 shows that application of rock phosphate, compost and bio-fertilizer solely as well as their combinations, significantly, increased the weight of maize grains plant⁻¹ and 100-grain weight particularly the double combined ones, as compared to the solely applied ones and control. El-Ghozoli (2008) found that soybean receiving either rock phosphate or the biofertilizer of PDB or both gave higher yields than the non-fertilized treatment. This illustrates the combined stimulating effect of phosphate dissolving bacteria and rock phosphate. These results are in agreement with those obtained by Mehasen and El-Ghozoli (2003). Abd El-Hamed *et al.* (2013) indicated that applying P significantly increased the grain and straw yields of wheat under saline conditions as compared with the control. Also, the combined application of a mixture of superphosphate (SP) and cattle manure (CM) surpassed either SP or CM when applied alone. The yield increase due to P application under saline conditions was perhaps related to the increased concentration and uptake of essential plant nutrients and the decreased concentration and uptake of toxic ions (Na⁺ and Cl⁻), and to the widening of the Ca/Na and K/Na ratios. These results are in a harmony with those obtained by Manoochehr, *et al.* (2011) and Mohamed, (2013).

Regarding the statistical analyses of weight of grains plant⁻¹, data show that there were no significant differences between the double treatments RP1+ biofertilizer, RP1 + compost, RP2 + Biofertilizer and RP2 + compost or between the solely treatments of RP1 and RP2 which had the same letters.

As for 100-grain weight, the highest value (58.9 g) was obtained due to the treatment RP1 + compost which increased by 90.6% compared with the control.

With respect to grains yield, there were slightly significant differences between the treatments RP2 + compost, RP1 + compost and compost which increased grains yield by 33.2, 30.87 and 29.4%, respectively followed by RP2 + biofertilizer and RP1 + biofertilizer treatments with no significant differences between them and gave increases in grain yield of about 28.0 and 27.0, respectively. These increases illustrate the pronounced effect of compost and bio inoculation with phosphate dissolving microorganisms on improving soil characteristics, fertility and plant production. Moreover, inoculation of plants grown in salt-affected soils with salt-tolerant microorganisms increased their tolerance against salinity, thereby, increased their productivity, saved mineral fertilizer and decreased environmental pollution. (Nour El-Dein and Salama, 2006). The used treatments can be arranged according to their beneficial effect on grains yield of maize as follow: RP2+compost > RP1+compost > compost > RP2+biofertilizer = RP1+biofertilizer > RP2 = RP1 > biofertilizer = Control. This may be attributed to the effect of bacteria on dissolving insoluble P in rock phosphate as well as secreting promoting growth substances, which give better growth and finally good grain yield. Seed or soil inoculation with phosphobacterien and simultaneous application of rock phosphate to soil have been reported as a possible substitute for superphosphate application apparently without any reduction in the crop yield, (Singh and Reddy, 2011). These results are in line with those obtained by Aly (2003) who stated that some bacteria are capable to produce some hormones which induce the proliferation of roots and root hairs that increase nutrient absorbing surfaces as well as produce organic acids, which solubilize inorganic and organic forms of mineral elements, and consequently increase grain yields.

Grains protein content and grains protein yield

As shown in Table 4, data reveal that the protein content and protein yield of maize grains increased as affected by the treatments compared with the control. These increases were significant for protein yield and non-significant for protein content of maize grains. The insignificant increase in protein content may be attributed to the dilution effect on nitrogen throughout growth activation induced by the studied treatments. The highest value of protein (157 g kg⁻¹) was obtained due to the treatment RP2 + compost which resulted in 10% increase. This could be explained by the fact that the grains had highest nitrogen concentration and uptake due to this treatment .

Table 3. Grain yields and growth characters of maize plants as affected by the investigated treatments

Treatment	Season	Weight of grain Plant ⁻¹ (g)	100-grain weight (g)	Grains yield (Mg ha ⁻¹)
^s Control	2011	289	30.7	2.07
	2012	291	31.1	2.14
	Average	290 d	30.9 g	2.11 d
Biofertilization, (Bio)	2011	375	38.9	2.12
	2012	389	40.9	2.18
	Average	382 c	39.9 f	2.15 d
Compost, (CO)	2011	390	41.0	2.66
	2012	394	44.1	2.80
	Average	392 c	42.5 e	2.73 abc
RP1, (31 kg P ha ⁻¹)	2011	414	45.9	2.67
	2012	402	46.0	2.59
	Average	408 b	46.0 d	2.63 c
RP1+ Bio	2011	501	57.9	2.76
	2012	520	57.4	2.60
	Average	511 a	57.7 ab	2.68 bc
RP1 + CO	2011	503	58.7	2.72
	2012	525	59.1	2.80
	Average	514 a	58.9 a	2.76 ab
RP2, (47 kg P ha ⁻¹)	2011	418	45.9	2.60
	2012	410	48.7	2.69
	Average	414 b	47.3 d	2.65 c
RP2 +Bio	2011	529	58.9	2.74
	2012	505	54.9	2.66
	Combined	517 a	56.9 b	2.70 bc
RP2 + CO	2011	510	50.2	2.78
	2012	526	51.1	2.83
	Combined	518 a	50.7 c	2.81 a
Grand Mean		438	47.9	2.58
F-test (Average)		**	**	**

RP: Rock phosphate

Considering the protein yield, results showed significant differences among the treatments which followed the order: RP2 + compost > RP1 + compost = RP2 + Bio = RP1 + Bio = RP2 > RP1 = compost > Bio = control. This promoting effect could be attributed to the integrated effect of highly humified organic materials plus bio effect of phosphorus dissolving bacteria on increasing the available contents of nutrients as a storehouse for plant growth against the adverseable conditions as well as maximizing the biological yield and grain quality of maize, (Ewees and Abdel Hafeez, 2010). The highest value of protein yield was obtained due to addition of RP2 + compost which gave also the highest grain yield, nitrogen content and nitrogen uptake.

Table 4. N-content (%) and uptake (kg ha^{-1}) as well as protein content (g kg^{-1}) and protein yield (kg ha^{-1}) of maize grains as affected by the investigated treatments

Treatment	Season	N-content (g kg^{-1})	N-uptake (kg ha^{-1})	Protein content (g kg^{-1})	Protein yield (kg ha^{-1})
^s Control	2011	22.2	110	139	46.1
	2012	23.4	119	146	50.1
	Average	22.8	115 c	143	48.1 c
Biofertilization (Bio)	2011	23.4	118	146	49.7
	2012	22.5	117	141	49.0
	Average	23.0	117 c	144	49.3 c
Compost (CO)	2011	23.7	150	148	63.1
	2012	22.6	151	141	63.3
	Average	23.2	150 b	145	63.2 b
RP1, (31 kg P ha^{-1})	2011	23.7	151	148	63.3
	2012	24.3	150	152	63.0
	Average	24.0	150 b	150	63.2 b
RP1+ Bio	2011	24.0	158	150	66.3
	2012	24.8	154	155	64.5
	Average	24.4	156 ab	153	65.4 ab
RP1 + CO	2011	25.6	166	160	69.6
	2012	24.2	161	151	67.7
	Average	24.9	164 ab	156	68.7 ab
RP2 (47 kg P ha^{-1})	2011	24.0	149	150	62.4
	2012	25.1	161	157	67.6
	Average	24.6	155 ab	154	65.0 ab
RP2 +Bio	2011	25.8	168	161	70.5
	2012	23.5	149	147	62.6
	Average	24.7	159 ab	154	66.6 ab
RP2 + CO	2011	26.3	174	164	73.1
	2012	23.9	161	150	67.7
	Average	25.1	168 a	157	70.4 a
Grand Mean		24.1	148	151	62.2
F-test (Average)			**	NS	**

Macronutrients Uptake

Phosphorus uptake

Phosphorus content and uptake by maize grains increased significantly as a result of the treatments and there were significant differences among the treatments as shown in Table 5. This may be due to the role of organic fertilizers which made phosphate ions being replaced by humate ion on the active sites of adsorbing surfaces. Also, the phosphate dissolving bacteria utilize organic compounds as carbon and energy source and produce organic acids, which can solubilize insoluble inorganic phosphate. These bacteria produce growth promoting substances which could influence the plant growth that roots become able to explore more soil and more zones, where phosphate ions were chemically liberated from rock phosphate fertilizer and making P more available to the crop, (Metwally, 2000). These findings are in agreement with those reported by Kloepper (2003), El-Sebaey (2006) and Ibrahim *et al.* (2008).

Effect of the treatments followed the order of, RP2 + compost > RP1 + compost > RP2 + Bio > RP2 > RP1 + Bio > RP1 > compost > Bio representing an increases of 111%, 84%, 74.7%, 69.6%, 57.7%, 40.2%, 35.1% and 21.1%, respectively as compared to untreated treatment (control).

The highest uptake value of P 41.0 kg ha⁻¹ was observed due to addition of RP2 + compost treatment.

Apparent phosphorus recovery (APR)

The apparent phosphorus recovery (APR) parameter indicates the proportions of fertilizer P recovered by the plants. As shown in Table 5, APR was greatest when 31 kg P ha⁻¹ was added in combination with bio inoculation by *Bacillus megaterium* var phosphaticu compared to the other treatments and gave 36% recovery. This means that application of a low rate of P caused an enhancing effect on plant growth through causing the roots to explore a greater soil volume and absorb more P from the soil. The lower P recovery due to compost treatment is owing to the low uptake of P by grains due to this treatment as compared with the other treatments. These results are in agreement with those obtained by Sweeney *et al.* (2000) and Fageria *et al.* (2011).

Table 5. P-content (%) and uptake (kg ha⁻¹) as well as PUE (kg kg⁻¹), APR (%) and PAE (kg kg⁻¹) of maize grains as affected by the treatments

Treatments	Season	P-content (g kg ⁻¹)	P-uptake (kg ha ⁻¹)	PUE (kg kg ⁻¹)	APR (%)	PAE (kg kg ⁻¹)
§ Control	2011	3.21	15.8	0.00	0.00	0.00
	2012	4.53	23.0	0.00	0.00	0.00
	Average	3.87	19.4 g	0.00	0.00	0.00
Biofertilization (Bio)	2011	5.14	26.0	0.00	0.00	0.00
	2012	4.05	21.1	0.00	0.00	0.00
	Average	4.60	23.5 f	0.00	0.00	0.00
Compost (CO)	2011	3.33	21.1	42.6	10.9	12.1
	2012	4.71	31.4	44.0	17.3	13.6
	Average	4.02	26.2 e	43.3	14.1	12.9
RP1 (31 kg P ha ⁻¹)	2011	4.64	29.5	68.4	44.2	19.4
	2012	4.03	24.9	70.3	6.12	14.5
	Average	4.34	27.2 e	69.4	25.2	17.0
RP1+ Bio	2011	4.01	26.4	85.8	34.2	22.3
	2012	5.63	34.8	90.3	38.1	14.8
	Average	4.82	30.6 d	88.1	36.2	18.6
RP1 + CO	2011	4.95	32.0	34.2	20.4	8.17
	2012	5.91	39.4	35.2	20.6	8.29
	Average	5.43	35.7 b	34.7	20.5	8.23
RP2 (47 kg P ha ⁻¹)	2011	6.12	37.9	55.3	47.0	11.3
	2012	4.35	27.8	57.2	10.2	11.7
	Average	5.24	32.9 c	56.3	28.6	11.5
RP2 +Bio	2011	4.46	29.1	58.3	28.3	14.3
	2012	6.12	38.8	56.6	33.6	11.1
	Average	5.29	33.9 bc	57.5	31.0	12.7
RP2 + CO	2011	6.47	42.9	29.1	28.4	7.43
	2012	5.81	39.2	29.6	16.9	7.22
	Average	6.14	41.0 a	29.4	22.7	7.33
Grand Mean		4.86	30.1			

F-test (Average)

**

PUE: phosphorus use efficiency; APR: apparent phosphorus recovery; PAE: phosphorus agronomic efficiency

Phosphorus use efficiency (PUE)

Data of PUE parameter, which indicates yield produced by a unit weight of fertilizer phosphorus, are shown in Table 5. The values of PUE markedly decreased as the phosphorus addition rates increased. Rock phosphate at low rate 31 kg P ha⁻¹ was more efficient than 47 kg P ha⁻¹. The PUE behaved similar to APR where use of 31 kg P ha⁻¹ resulted in the highest PUE and decreased as P level increased to 47 kg P ha⁻¹ which indicates that no more P fertilizer is needed to raise the efficiency of P fertilization. This confirms that a reduction in P fertilization can be made. The highest PUE was obtained due to addition of 31 kg P ha⁻¹ especially with bio inoculant of *Bacillus megaterium* which increased the efficiency use of phosphorus fertilization by 53.2% as compared with the high addition rate 47 kg P ha⁻¹ + Bio.

Phosphorus agronomic efficiency (PAE)

Agronomic efficiency (kg grain/ kg P applied) gave similar picture like the aforementioned two parameters (APR and PUE). Fageria *et al.* (2011) stated that phosphorus agronomic efficiency decreased with increasing P rate. Greater agronomic efficiency at lower P rate indicates better P utilization by maize at a low P rate. These types of results are common in nutrition-efficiency studies in crop plants (Fageria 1992). The above three traits which behaved similarly, showed that plants absorb more P when it is of low level in the soil. As the level of P increased the relative absorption of P went on decrease.

Potassium uptake

The results presented in Table 6 show significance differences among the treatments in increasing K uptake by maize grains. The average values ranged between 94.7 and 141 kg ha⁻¹ for control and RP2 + compost treatments, respectively with an increase of 49.0% compared to the control. Such positive response might reflect the different characteristics of the added compost (its chemical composition and nutritional status), hence the rate of decomposition and the differences in the subsequent release of included nutrients. However, the organic manuring addition to soil resulted in favorable soil physical conditions (such as structure), which must have affected the solubility and availability of nutrients and thus uptake of nutrients. Similar results were obtained by Mohammed (2002) and Ashmayer *et al.* (2008). The highest K-uptake by grains (141 kg ha⁻¹) was found due to the treatment RP2 + compost which was superior over the other treatments.

Micronutrients Uptake

As shown in Table 6 addition of rock phosphate, compost and bio inoculation treatments solely and in combinations significantly increased Fe, Mn and Zn uptake by maize grains. The greatest Fe uptake (1036 g ha⁻¹) was observed due to the addition of compost treatment. The positive effect of organic sources on increasing Fe uptake could be attributed to one or all of the following factors: i) reducing soil pH values as a result of organic manure decomposition; ii) the high initial content of such nutrients in the applied compost; iii) the possible increases in plant growth as a result of applying such materials which also contribute to increasing Fe uptake by maize plants.

Table 6. K uptake (kg ha^{-1}) as well as Fe, Mn and Zn uptake (g ha^{-1}) by maize grains as affected by the investigated treatments

Treatment	Season	K-uptake (kg ha^{-1})	Micronutrient uptake (g ha^{-1})		
			Fe	Mn	Zn
§ Control	2011	88.8	399	304	166
	2012	100	486	333	202
	Average	94.7 e	442 e	318 e	183 g
Biofertilization, (Bio)	2011	99.3	534	326	175
	2012	95.9	440	359	210
	Average	97.6 e	487 e	343 e	192 g
Compost, (CO)	2011	126	570	441	261
	2012	125	1502	443	234
	Average	126 cd	1036 a	442 d	247 f
RP1 (31 kg P ha^{-1})	2011	118	827	472	285
	2012	121	628	482	297
	Average	119 d	728 d	477 c	291 e
RP1+ Bio	2011	147	764	472	388
	2012	113	868	514	307
	Average	130 bc	816 bcd	493 bc	347 c
RP1 + CO	2011	140	982	469	348
	2012	133	734	591	406
	Average	137 ab	858 bc	530 a	377 b
RP2 (47 kg P ha^{-1})	2011	127	799	519	301
	2012	122	774	469	360
	Average	125 cd	786 cd	494 bc	330 d
RP2 +Bio	2011	124	784	485	354
	2012	140	905	553	372
	Average	132 abc	845 bc	519 ab	363 b
RP2 + CO	2011	148	756	585	376
	2012	134	1052	509	427
	Average	141 a	904 b	547 a	401 a
Grand Mean	Season	122.0	767	463	304
F-test (Average)		**	**	**	**

As for the statistical analysis, the increases over the control followed a descending order: compost (134%) > RP2 + compost (105%) ≥ RP1 + compost (94%) = RP2 + Bio (91%) ≥ RP1 + Bio (85%) ≥ RP2 (77.8%) > RP1 (64.7%) > Bio (10.2%) = control for Fe uptake, RP2 + compost (72.0%) ≥ RP1 + compost (66.7%) ≥ RP2 + Bio (63.2%) ≥ RP2 (55.3%) = RP1 + Bio (55.0%) ≥ RP1 (50%) > compost (39%) > Bio (7.86%) = control for Mn uptake and RP2 + compost (119%) > RP1 + compost (106%) = RP2 + Bio (98.4%) > RP1 + Bio (89.6%) > RP2 (80.3%) > RP1 (59%) > compost (35%) > Bio (4.92%) = control for Zn uptake. The highest Mn and Zn uptake values (547 and 401 g ha^{-1} , respectively) were recorded due to the treatment RP2+compost. Ashmaye *et al.* (2008) pointed out that application of organic farm manure and biofertilization caused significant increases in the concentrations of Fe, Mn and Zn in maize grains grown on saline soil compared to the control. These results are in a harmony with those obtained by Salem *et al.* (2008) who found that, the addition of rock phosphate in presence of FYM + PSB organisms significantly increased Fe, Mn and Zn uptake by maize grains. These increases may be attributed to the role of organic sources on improving these micronutrients availability which were likely attributed to several reasons: 1) Releasing these nutrients through

microbial decomposition of organic matter ; 2) Enhancing the chelation of metal ions by fulvic acid, organic legands and / or other organic function groups which may promote the mobility of metal from solid to liquid phase in the soil environment; 3) Lowering the redox statues of iron and manganese, leading to reduction of higher Fe^{3+} & Mn^{4+} to Fe^{2+} and Mn^{2+} and / or transformation of insoluble chelated forms into more soluble ions.

CONCLUSION

From the above mentioned results and discussion it can be concluded that, inoculation of maize grains with bio-fertilizer (*Bacillus megaterium* var. phosphaticum) and addition of compost as an organic amendment enhanced the soil characteristics and alleviate the adverse effects of salt stress on soil and plant and hence increased the efficiency use of rock phosphate and increased maize productivity and grains quality. Also, rock phosphate can be considered as an environmental friendly alternative for P mineral fertilizers sources. This approach assists farmers to increase their income through reducing the potential hazardous contamination of surface and ground water which occurs when chemical fertilizer P is used. Utilization of phosphorus fertilizer decreased to 50% by integrating biological and organic phosphorus fertilizers with natural phosphorus fertilizer without yield loss. Also, environmental pollution is reduced by decreasing consumption of chemical fertilizers. Overall utilization of biological and organic phosphate fertilizers with rock phosphate fertilizer in addition to increased maize yield under saline conditions could be a strategy to achieve sustainable agriculture.

REFERENCES

- Abd El-Hamed, E.M.W., Metwally, S.M., Matar, M.K. and Youssef, N.N. (2013) Effect of phosphorus in alleviation adverse impacts of salinity on wheat grown on different soils. Communications in Soil Sci. and Plant Analysis 44(13): 1921 – 1936.
- Abou El-Yazeid, A. and Abou-Aly, H.E. (2011) Enhancing growth, productivity and quality of tomato plants using phosphate solubilizing microorganisms. Australian J. Basic and Applied Sci., 5(7): 371 – 379.
- Ali, S., Riaz, A.K., Ghazal, M., Arif, M., Fida, M., Saiqa, B. (2008) Assessment of different crop nutrient management practices for yield improvement. Austr. J. Crop Sci. 2(3): 150-157
- Aly, M.M.M. (2003) Biological studies on some associative nitrogen fixing bacteria. MSc. Thesis, Fac. Agric., Cairo Univ., Giza, Egypt.
- Angas, P., Lampurlanes, J. and Martinez, C.C. (2006) Tillage and N fertilization effects on N dynamics and barley yield under semiarid Mediterranean conditions. Soil and Tillage Research 87: 59 – 71
- Ashmayer, S.H., Shaban, Kh.A. and Abd El-Hader, M.G. (2008) Effect of mineral nitrogen, sulphur, organic and bio-fertilizers on maize productivity in saline soil of Sahl El-Tina. Minufiya J. Agric. Res., 33(1): 195 – 209.

- Bates, L.S., Waldren, R.P. and Teare, I. D. (1973) Rapid determination of proline for water stress studies. *Plant and Soil*, 39 : 305 – 307.
- Black, C. A. (1965) "Methods of Soil Analysis", I & II. Amer. Soc. Agron. Inc., Publisher, Madison, Wisconsin, USA.
- Brunner, P.H. and Wasmer, H.R. (1978) "Methods of analysis of sewage sludge solid wastes and compost". W.H.O. International Reference Center for Wastes Disposal (H-8600), Dugrid of Switzerland.
- Chaum S., Pokasombat, Y. and Kirdmanee C. (2011) Remediation of salt-affected soil by gypsum and farmyard manure – Importance for the production of Jasmine rice. *Aust J Crop Sci* 5: 458-465
- Craswell, E.T. and Godwin D.C. (1984) The efficiencies of nitrogen fertilizer applied to cereals in different climates. *Adv. Plant Nutr.* 1: 1-55
- Duncan, D.B. (1955) "Multiple Ranges and Multiple F". *Test. Biometrics*. II: 1– 42.
- Echeverria, H. E. and Videla, C. C. (1998) Eficiencia fisiologica de utilizacion de nitrogeno en trigo en la region pampeana Argentina. *Ciencia del suelo* 16: 83 – 87.
- Ehteshami, S.M.R., Aghaalkhani, M., Khavazi, K. and Chaichi, M.R. (2007) Effect of phosphate solubilizing microorganisms on quantitative and qualitative characteristics of maize (*Zea mays* L.) under water deficit stress. *Pakistan J. Biological Sci.* 10(20):3585-3591
- El-Ghozoli, M.A. (2008) Response of soybean plants to rock phosphate application combined with phosphate dissolving bacteria under salinity condition. *Zagazig J. Agric. Res.*, 35(4): 851 – 865.
- El-Habbasha, S.F., Hozayn, M. and Khalafallah, M.A. (2007) Integration effect between phosphorus levels and bio-fertilizers on quality and quantity yield of faba bean (*vicia faba* L.) in newly cultivated sandy soils. *Research Journal of Agriculture and Biological Sciences* 3(6): 966-971.
- El-Sebaey, M.M. (2006) Effect of inorganic, organic and bio-fertilizer on wheat plant grown in new cultivated land. *Zagazig J. Agric. Res.*, 33(5): 863 – 876.
- Ewees, M.S.A. and Abdel Hafeez, A.A.A. (2010) Response of Maize grain to a partial substitution of N-mineral by applying organic manure, bio-inoculation and elemental sulphur as an alternative strategy to avoid the possible chemical pollution.
- Fageria, N.K. (1992) *Maximizing crop yields*. New York: Marcel Dekker.
- Fageria, N.K., Moreira, A. and Castro, C. (2011) Response of soybean to phosphorus fertilization in Brazilian oxisol. *Communications in soil and Plant Analysis* 42 (22): 2716 – 2723.
- Hasaneen, M.N.A., Younis M.E., Tourky S.M.N. (2009) Plant growth, metabolism and adaptation in relation to stress conditions XXIII. Salinity-biofertility interactive effects on growth, carbohydrates and photosynthetic efficiency of *lactuca sativa*. *Plant Omics*, 2 (2): 60-69
- Ibrahim, A.M., Mostafa, M.M., El-Garhi, A.I. and Youssef, N.N. (2008) Macronutrients uptake by maize plant and their availability in the soil as affected by organic fertilization under different sources and levels of nitrogen. *Zagazig J. Agric. Res.*, 35(5): 1127 – 1142.
- Jamil A., Riaz, S., Ashraf, M. and Foolad, M.R. (2011) Gene expression profiling of plants under salt stress. *Crit Rev Plant Sci* 30: 435-458

- Kannayan, S. (2002) Biofertilizers for sustainable crop production, Biotechnology of Biofertilizers. Narosa Publishing House, New Delhi, India 9-49.
- Khan, A.A., Jilani, G., Akhtar, M.S., Naqvi, S.M. and Rasheed, M. (2009) Phosphorus solubilizing bacteria: mechanisms and their role in crop production. *J. Agric. Biol. Sci.*, 1(1): 48-58.
- Kloepper, J.W. (2003) A review of mechanisms for plant growth promotion by PGPR 6th international PGPR workshop. 5-10 October, Calcutta, India.
- Klute, A. (1986) "Methods of Analysis". Part 1, Soil Physical Properties. ASA and SSSA, Madison, WI.
- Krasensky J. and Jonak, C. (2012) Drought, salt, and temperature stress-induced metabolic rearrangements and regulatory networks. *J Exp Bot* 63: 1593-1608
- Manoochehr, F. Mansour, A. Ali, F. and Shahram S. (2011) Phosphorus levels effects on quantitative and qualitative characteristics of corn in presence and absence of a bio-fertilizer. *International Conference on Agric. and Animal Sci.* (22): 129 – 132.
- Mehasen, S.A.S. and El-Ghozoli, M.A. (2003) Response of soybean plants to foliar application with iron and molybdenum and soil fertilization with rock phosphate and phosphate dissolving bacteria. *Minufiya J. Agric. Res.*, 28(1): 87 – 102.
- Metwally, S.G. (2000) Fertilizer use efficiency of wheat as affected by microbial inoculation and soil conditions. Ph.D. Thesis Soils Dept., Fac. Agric., Mansoura Univ.
- Mohamed, B.T. (2013) Effect of different sources of phosphorus on faba bean production and grain quality. *Egypt. J. Appl. Sci.*, 28(2): 32- 43.
- Mohammed, S.S. (2002) Integrated nitrogen management to wheat through mineral and biofertilization along with organic municipal - wastes in some newly reclaimed soils of Egypt 2-Uptake and availability of nutrients. *Zagazig J.Agric. Res.*, 29 (2): 547 – 567
- Mohammed, S.S. (2004) Assessment of the relative effectiveness for some organic materials conjoined with mineral nitrogen on soil fertility status, yield and quality of wheat grown on a newly cultivated soil. *Egypt J. Appl. Sci.* 19(3): 298 – 310.
- Nasef, M. A., Shaban, KH. A. and Abd El-Hamid, A.F. (2009) Effect of compost, compost tea and bio-fertilizer application on some chemical soil properties and rice productivity under saline soil condition. *J. Agric. Mansoura Univ.* 34 (4): 2609- 2623.
- Nour El-Dein, M. and Salama, S.A. (2006) Significance of biofertilization for improving yield, chemical and technological properties of wheat plants grown in saline soil. *Zagazig j. Agric. Res.*, 33(3): 501 – 515.
- Page, A. L. (1982) "Methods of Soil Analysis"II: Chemical and Microbiological Properties, 2nd ed. Soil Sci. Am. Inc., Madison, USA.
- Rai, M.K. (2006) "Handbook of microbial biofertilizers". Food Products Press, an imprint of The Haworth Press, Inc, Binghamton, New York.

- Ryan, J., Garabet, S., Harmsen, K. and Rashid, A. (1996) "A soil and plant analysis". Manual Adapted for the West Asia and North Africa Region. ICARDA, Aleppo, Syria. 140p.
- Salem, H.M., Abdel Salam, M.A. and Abd Elwarth M. (2008) Biofertilization of maize on sandy and clayey soils using organic and mineral P fertilizers. Plant Nutrition Management under Stress Conditions. 17th International Symposium of the International Scientific Centre of Fertilizers (CIEC), Nov. 24 – 27, Cairo, Egypt.
- Salimpour, S., Khavazi K, Nadian, H., Besharati, H. and Miransari, M. (2010) Enhancing phosphorous availability to canola (*Brassica napus* L.) using P solubilizing and sulfur oxidizing bacteria. Australian Journal of Crop Science 4(5): 330-33
- Schneider, K.D., Van Straaten, P., Orduña R., Glasauer, S., Trevors, J., Fallow, D. and Smith, P.S. (2010) Comparing phosphorus mobilization strategies using *Aspergillus niger* for the mineral dissolution of three phosphate rocks. Journal of Applied Microbiology, 108(1): 366-374.
- Singh, H. and Reddy, M.S. (2011) Effect of inoculation with phosphate solubilizing fungus on growth and nutrient uptake of wheat and maize plants fertilized with rock phosphate in alkaline soils. European J. of Soil Biology, 47: 30-34.
- Sweeney, D.W., Granade, G.V., Eversmeyer, M.G., and Whitney, D.A. (2000) Phosphorus, potassium, chloride and fungicide effects on wheat yield and leaf rust severity. J. Plant Nutrition, 23: 1267 – 1281.
- Wu, S.C., Cao, Z.H., Li, Z.G., Cheung, K.C. and Wong, M.H. (2005) Effects of biofertilizer containing N₂-fixer, P and K solubilizers and AM fungi on maize growth: a greenhouse trial. Geoderma, 125(1/2): 155-166.
- Zapata, F. and Roy, R.N. (2004) Use of phosphate rocks for sustainable agriculture. FAO fertilizer and Plant Nutrition Bulletin 13, Rome, Italy.

زيادة كفاءة صخر الفوسفات في الأرض الملحية كبدل بيئي آمن للمصادر المعدنية للأسمدة الفوسفاتية وأثره علي جودة وإنتاجية الذرة

أيمن محمود حلمي محمد أبو زيد^١ ، خالد عبدة حسن شعبان^٢ و مني جمال عبد القادر^٢

١- قسم علوم الأراضي - كلية الزراعة - جامعة الزقازيق - الزقازيق - مصر

٢- معهد بحوث الأراضي و المياه والبيئة - مركز البحوث الزراعية - الجيزة - مصر

أجريت تجربتان حقليتان في مزرعة خاصة بمنطقة القنطرة شرق - محافظة الأسمايلية - مصر خلال الموسم الصيفي لعامي ٢٠١١ و ٢٠١٢م وذلك لدراسة مدي إمكانية رفع كفاءة استخدام صخر الفوسفات كمصدر طبيعي للفسفور في الأراضي الملحية من خلال تأثير إضافة الكمبوست والتسميد الحيوي بيكتريا مذبذبة للفوسفات (*Bacillus megaterium* var. *phosphaticum*) كلاً بمفردة وبتداخلهما معاً علي خفض التأثير الإجهادي للملوحة بالتربة وإحلاله كبدل بيئي آمن للأسمدة الفوسفاتية المعدنية المصنعة وأثر ذلك علي جودة وإنتاجية حبوب الذرة ومحتواها من بعض العناصر الغذائية الكبرى والصغرى الممتصة وأمتدت الدراسة لتقدير محتوى التربة من بعض العناصر ودرجة الحموضة والتوصيل الكهربائي بها بعد الحصاد ويمكن تلخيص اهم النتائج المتحصل عليها كما يلي: ازدادت قيم وزن الحبوب للنبات^١ ووزن الـ ١٠٠ حبة وكذلك محصول الحبوب معنوياً نتيجة للمعاملات المختلفة تحت الدراسة نسبةً الي معاملة المقارنة وكانت أعلى قيم (٥١٨ جرام و ٢.٨١ ميجا جرام هكتار^١) لوزن الحبوب للنبات^١ ومحصول الحبوب للذرة علي التوالي قد تحصل عليها نتيجة المعاملة صخر الفوسفات بمعدل ٤٧ كيلوجرام فو هكتار^١ + الكمبوست بينما كانت ٥٨.٩ جرام لوزن الـ ١٠٠ حبة وتم التحصل عليها نتيجة المعاملة صخر الفوسفات بمعدل ٤٧ كيلوجرام فو هكتار^١ + الكمبوست. ازداد أمتصاص العناصر الكبرى والصغرى تحت الدراسة معنوياً كنتيجة لإضافة صخر الفوسفات ، الكمبوست و التسميد الحيوي بمفردهم أو بالتداخل فيما بينهم وكانت أعلى قيمة للحديد الممتص (١٠٣٦ جرام هكتار^١) قد تم الحصول عليها نتيجة لإضافة الكمبوست بينما أعلى قيم للنيتروجين و الفسفور و البوتاسيوم ، المنجنيز و الزنك الممتصة تحصل عليها نتيجة المعاملة (صخر الفوسفات بمعدل ٤٧ كيلوجرام P هكتار^١ + الكمبوست). ازداد محتوى النيتروجين و الفسفور و البوتاسيوم وكذلك محتوى الحديد و المنجنيز و الزنك الميسر بالتربة بينما أنخفضت قيم التوصيل الكهربائي ودرجة الحموضة بالتربة نتيجة لإضافة كل من صخر الفوسفات ، الكمبوست و التسميد الحيوي منفرداً أو بالتداخل فيما بينهم. أنخفضت قيم الفسفور الكلي المستعاد APR، وكفاءة الفسفور المستخدم PUE والكفاءة المحصولية للفسفور PAE مع زيادة معدل صخر الفوسفات المستخدمة خاصة عند إضافة مع الكمبوست. كانت المعاملة (صخر الفوسفات بمعدل ٤٧ كيلوجرام P هكتار^١ + الكمبوست) هي أحسن معاملة مقارنة بباقي المعاملات تحت الدراسة ولكن أحصائياً وجد عدم وجود فرق معنوي مع المعاملة (صخر الفوسفات بمعدل ٣١ كيلوجرام P هكتار^١ + الكمبوست) لمعظم القياسات و التقديرات تحت الدراسة. مما سبق يمكن التوصية بإمكانية إحلال استخدام الأسمدة الفوسفاتية المعدنية المصنعة بصخر الفوسفات في وجود التسميد العضوي و الحيوي في الأراضي الملحية كبدل طبيعي آمن بيئياً يقلل من مخاطر استخدام الأسمدة المعدنية وتلوث التربة والبيئة المحيطة.

قام بتحكيم البحث

أ.د / احمد عبد القادر طه

أ.د / حسن حمزه عباس

كلية الزراعة - جامعة المنصورة

كلية الزراعة بمشتهر - جامعة بنها