

Nursing Intervention at Home Care to Prevent Recurrence of Cardiac Stent

Faten Khayrat, Omaima Mohamed Esmat, ZainabAwad Mohamed

Community Nursing Department, Faculty of Nursing - Ain Shams University.

Abstract

Background: Home health care services were to help individuals to improve function and live with greater independence, to promote the client's optimal level of well-being, to assist the patient to remain at home avoiding hospitalization or admission to long-term care. Stents reduce angina (chest pain) and have been shown to improve survivability and decrease adverse events in an acute myocardial infarction. **The Aim** of the study is to measure the effect of a nursing intervention at home to prevent recurrence of cardiac stent. **Research design:** A quasi experimental design was utilized. **Settings:** The study was conducted at outpatient clinics of cardiovascular surgery hospital of Ain Shams University hospitals. **Subjects:** A purposive randomly selected sample which composed of one hundred and thirty four clients after cardiac stent. **Tools** of data collection: First: Structured interviewing questionnaire, it was composed of 3 parts, part one: socio-demographic data, part two: Assess client's knowledge regarding cardiac stent .Part three: client practice related to behavioral habits, nutrition and physical activities. Second tool: Environmental assessment for home condition (ventilation, cleanliness'). Third tool: Client medical record to assess client diagnosis, investigations, and treatments vital signs, and weight and height **Results:** Revealed a highly statistical significant relation between clients practice and knowledge of clients regarding cardiac stent pre & post nursing intervention. **Conclusion:** This study concluded that, the nursing intervention program had a highly statistical significant relationship with improved knowledge and practices of clients of cardiac stent and change life style to prevent recurrence of cardiac stent. **Recommendations:** Building up a national strategy for home care for enhancement knowledge and help in change life style for clientswith cardiac stent to prevent recurrence cardiac stent. Expansion of health insurance services at home to covers the needs of cardiac stent clients by nursing.

Key words: Nursing intervention, Cardiac stent, and Home care nurse.

Introduction

CVDs (cardiovascular diseases) are the number 1 cause of death globally: more people die annually from CVDs than from any other cause. An estimated 17.5 million

people died from CVDs in 2012, representing 31% of all global deaths. Of these deaths, an estimated 7.4 million were due to coronary heart disease and 6.7 million were due to stroke. Over three quarters of CVD deaths take place in low- and middle-

Nursing Intervention at Home Care to Prevent Recurrence of Cardiac Stent

income countries. Out of the 16 million deaths under the age of 70 due to non communicable diseases, 82% are in low and middle income countries and 37% are caused by CVDs (*World Health Organization, 2014*).

Home care is supportive care provided at home. Care may be provided by licensed professionals who provide medical treatment needs or by professional caregivers who provide daily assistance to ensure the activities of daily living (ADLs) are met. In-home medical care is often and more accurately referred to as "home health care" or formal care. For terminally ill patients, home care may include hospice care. For patients recovering from surgery or illness, home care may include rehabilitative therapies (*Christensen, & Grönvall, (2011)*).

Community health nurse have an ideal opportunity to enhance health promotion activities that can reduce the risk of coronary artery disease as educators and role models for their families, communities and patient .for effective prevention and treatment ,it is important that nurse consider the psychological parameter that may affect health behaviors community health nurse can promote healthy lifestyle patterns that reduce the risks of recurrence cardiac stent for example physical activity, regular meals and nutrition and weight counseling are all areas where nurse may help to reduce the risk factors(*Miller et al., 2010*).

Role of Community Health Nurse Toward Patient with Cardiac Stent: assessment of patient's needs, modification of patients behavior towards more self-control, activate participation in decision making, development of self –care to handle the heart disease and possible complication, assessment of possible risk factors, implement of realistic goals, support to adopt appositve attitude towards the disease

and alleviate psychological distress (*Polikandrioti & Notkou, 2011*).

Lifestyle changes in the form of increased physical activity, dietary modification/weight loss, and smoking cessation are of proven benefit and may improve outcomes in as quickly as six months. Drug therapies these therapies work, in part, by ameliorating the risk attributable to the major modifiable risk factors of hypertension, dyslipidemia, diabetes, and smoking. Most clinicians prefer to recommend life style modifications prior to the initiation of drug therapy (*Eckel et al., 2013*).

Coronary heart disease is linked to various lifestyle factors such as diet, physical activities, smoking and stress .life-style changes are an important activity, smoking and stress. Life-style changes are an important part of any treatment for angina. some changes may be useful in reducing the frequency of attacks by identifying and modifying the activities and situations that precipitate these attacks. *Anand et al (2008)*.

Regular physical activity is an important part of healthy heart program, because physical activity both directly reduces heart disease risk and reduces chances of developing other risk factors for heart disease regular physical activity reduce LDL (bad) cholesterol, increase HDL (good) cholesterol and lower high blood pressure and control diabetes physical activity can help to lose excess weight or stay at desirable weight which also help to lower risk of CAD (*Heliberg, 2008*).

the professional nurse to be in the front line of cardiac rehabilitation team the main goal of cardiac rehabilitation is to prompt patients participate in their therapeutic treatment regimen to such an extent that they can achieve living almost a

normal life .cardiac rehabilitation programs comprising prescriptive exercise ,health education and counseling ,yield compelling improvements in cardiac morbidity and mortality of participants (**Beckie & Beckstead, 2010**).

Significance of the study

In Egypt: the distributors of intervention tools for the years 2010 to 2015. Analysis of these data showed a steady growth of primary PCI (percutaneous coronary intervention) amounting to a threefold increase over the six-year period. There are increasing numbers of PCI-capable canters, especially in Cairo. Almost 55,000 PCIs are performed yearly in Egypt utilizing around 100,000 stents; the percentage of drug-eluting stents (DES) used has increased to 65-70% (90% in private and insured patients).**Ahmed Magdy, et al(2017)**.

According to latest WHO data published in coronary heart disease in Egypt reached 78,897 or 21, 37% of total population deaths. The leading global risks for mortality in the world are high blood pressure, tobacco use and overweight and obesity. These risks are responsible for raising the risk of chronic disease such as heart disease, diabetes mellitus and cancer (**WHO, 2011**).

Aim of the study

The aim of this study was to measure the effect of nursing intervention for patient with cardiac stent through:

- 1- Assessing client knowledge and practice related to lifestyle home according to patient needs after stent.
- 2- Implementing nursing intervention at home care to prevent recurrence of cardiac stent.

- 3- Evaluating the outcome of nursing intervention at home cares to prevent recurrence of cardiac stent.

Research hypothesis:

- The nursing intervention at home care will prevent recurrence of cardiac stents.
- The nursing intervention improve lifestyle (smoking, nutrition, exercise, stress and sleeping)?

Subjects &Methods:

Study design:

A quasi experimental design used to determine the effect of nursing intervention program on lifestyle of clients with cardiac stent.

Research Design

The study included four designs:

I. Technical Design .

The technical design included the research design, settings, subjects and tools used in the study.

Setting:

This study was conducted at the following setting, Ain Shams University Hospital outpatient clinic of cardiovascular surgery hospital.

Sampling:

A purposive randomly selected sample was used in the study. All cardiac stent attending the selected setting for follow up and treatment after cardiac clients with stent within six months until sample size was achieved.both male and female their age (40-60)years as well as free from (diabetes mellitus)

clients (134) have been selected for the study regardless of their age, educational level, and occupation, but all are attending to outpatient clinic after cardiac stent...

Nursing Intervention at Home Care to Prevent Recurrence of Cardiac Stent

Tools of data collection:

Three tools were used to collect the data.

First tool: Structured interviewing questionnaire for clients with cardiac stent

It was developed by the researcher based on reviewing the current relevant literature. It was written in simple Arabic language to suite client's level of understanding.

This tool was validated by the expertise from faculty of Nursing. It included the following:

A) Biosociodemographic data: age, sex, level of education, occupation, place of residence, marital status.

B) Client knowledge about cardiac stent, complication after stent, medication used after stent.

through Pre-Post program: Questions Prepared by the researcher based on literature concerning with client knowledge about cardiac stent related to the meaning of stent , types, risk factors, treatment and complications.

➤ **Scoring system:**

Answers were grouped into correct =1, while incorrect = 0 based on literature. Total clients knowledge was classified into the following scale good knowledge 1while poor knowledge scored0.

C):client practice related to behavioral habits, nutrition and physical activities through: (pre/ post program).

Assess client's practice through asking questions regarding life styleactivitiesafter cardiac stent)

➤ **Scoring system:**

Cardiac stent clients reported practices were evaluated based on recent literature, their responses were divided into.

Correct =1, while incorrect= 0.

Third Tool: Medical records will be checked to collect data about client diagnosis and history background, vital signs, weight, height.

➤ **Scoring System:**

Scoring system: According to the measure of the clients from the medical file normal =1, abnormal = 0.

Content validity:

This tool was tested through five expertise's from the staff of Faculty of Nursing, Community Health Nursing Department, and Ain Shams University.

Administrative and Ethical Design:

An official permission was granted by submission of formal letter issued from the administrators of Faculty of Nursing Ain Shams University to administrators of cardiovascular and surgery hospital after explanation of purpose of the study and handing out copies of protocol in order to obtain official permissions of cooperation.

Ethical considerations:

Oral Consents from clients with cardiac stent were obtained to ensure their willingness to engage in the study after explaining its purpose and nature. The investigator also provided strict concern to keep their privacy. Reassuring that study would never expose them to any harm, as information was kept confidential and they could withdraw from the study at any time .

Operational Design

A. Pilot Study:

A pilot study was carried out on 10 % from 134 clients who were excluded later in the study sample. The aim of the pilot study was to test clarity, simplicity and applicability of

the study tools. Necessary modifications were carried out.

B-Field work:

- Informed consent was secured before collecting data.
- All clients were interviewed at outpatients clinics' halls and working areas, after explanation of study aim and objectives.
- Actual field work was carried out in the period from August 2015 to end of January 2016.
- The assessment phase (pre-test) was done for 134 clients and post-test was carried out 6 months after program implementation.
- Teaching sessions were conducted at meeting halls and working areas of outpatient clinics.
- The average time consumed to fill tools was 30 minutes.

Statistical design:

Data were revised, coded, analyzed and tabulated using the number and percentage distribution and processed through computer SPSS version 21 was used for analysis of data.

The following statistical techniques were used:

Percentages, mean value, standard deviation, chi-square (X²), probation probability (p-value), T test.

Significance of results:

When P is < 0.05, it is statistically significant difference.

When P is < 0.01 or P < 0.001 it is high significant difference.

Result

Table (1): Shows that that 70.1% of clients were male the mean age of clients 53.2±0 regarding education level 17.2% of cardiac stent clients were illiterate, as regard occupation, 59.7% working in relation to marital status 87.3% were married in relation to working hours 50% of cardiac stent clients working 6 hours daily.

Table(2): reveals that water and caffeine consumption /day 70.95% & 8.2% of clients were drinking black tea and coffee daily in pre program compared to 30% & 2.9% post program

Table (3): shows that health problem of the client pre & post nursing intervention program (cough, constipation, hyperacidity, chest pain and two approaches) statistical significance (p < 0.001).

Table(4): shows that highly statistical significance differences between pre/post interventional program in relation to cholesterol and low-density lipoprotein measurement (p < 0.001).

Nursing Intervention at Home Care to Prevent Recurrence of Cardiac Stent

Table (1): Distribution of clients with cardiac stent according to their socio-demographic characteristics (N=134).

Item	No	%
Gender:		
Male	94	70.1
Female	40	29.9
Age :		
40 -	47	35.0
50 -60	87	65
Mean±SD		53.2±7.0
Marital status:		
Single	3	2.2
Marred	117	87.3
Widow	14	10.5
Education:		
Illiteracy	23	17.2
Basic	26	19.4
Secondary	55	41.0
University	30	22.4
Occupation:		
Working	80	59.7
Not working	54	40.3
Number of working hour's n=80		
6 - hour's	40	50.0
8 - hour's	24	30

Figure (1): Distribution of clients with cardiac stent according to their home environment characteristics (n =134).

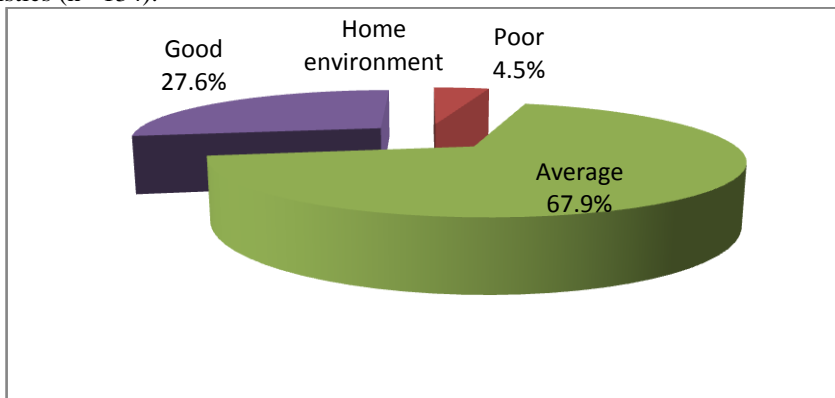


Figure (1): show that Assessment of home environmental of client's with cardiac stent pre nursing intervention.

Figure (2): Distribution of the study sample according to their smoking practices pre/post intervention program (n =134).

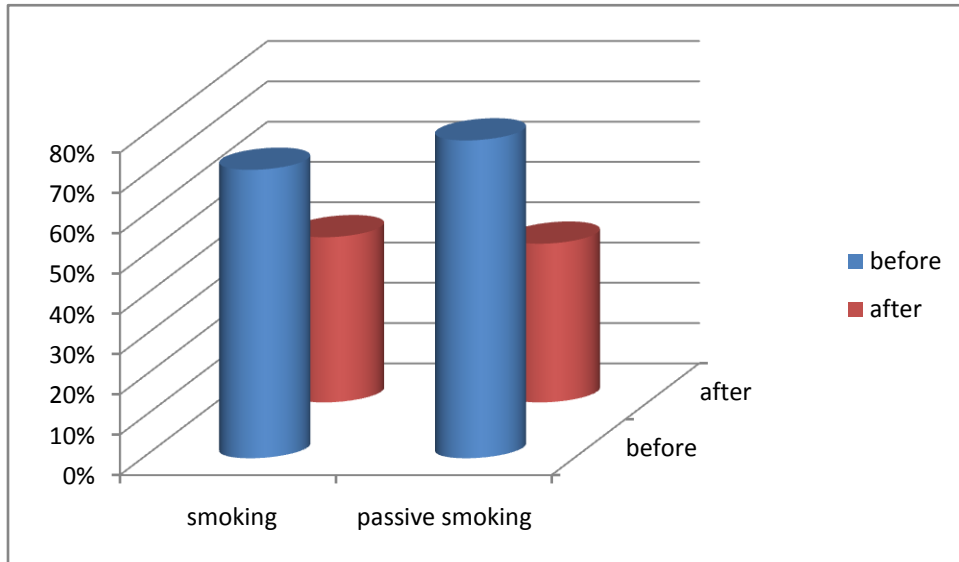


Figure (2): shows that 71.6% of clients were smoking in preprogram compared to 41.0% in post program. Clients who are exposed to passive smoking in preprogram represent 78.9% compared to 39.4% post program.

Table(2):Distribution of clients with Cardiac stent according to their daily consumption of water and caffeine pre/post intervention program (n =134).

Water and Caffeine consumption	Preprogram		Post program	
	No	%	No	%
Water intake /day				
>4 glasses/day	45	33.6	21	15.7
4-6 glasses/day	52	38.8	45	33.6
6+ glasses/day	37	27.6	68	50.7
Black Tea	95	70.9	40	30
- Coffee:	11	8.2	4	2.9
- Cola	19	14.1	7	5.2

Nursing Intervention at Home Care to Prevent Recurrence of Cardiac Stent

Figure (3): Distribution of the study sample according to their total correct knowledge about cardiac stent pre/post intervention program (n =134).




Figure (3): illustrates that 76.9 of clients had correct knowledge regarding cardiac stent in post program compared to 33.6% in preprogram with highly statistical significance ($p < 0.001$).

Table (3): Distribution of clients with cardiac stent according to the effect of nursing intervention program regarding clients health problem (complain) (n =134).

Health problem	pre		post		Test of sig.	
	No	%	No	%	X2	P
1-cough						
always	96	71.6	55	41.0	35.9**	<0.001
sometimes	30	22.4	9	6.7		
never	8	6.0	70	52.2		
2-constipation						
always	102	76.1	45	33.6	33.8**	<0.001
sometimes	20	14.9	15	11.2		
never	12	9.0	74	55.2		
3- hyperacidity						
always	112	83.5	65	48.5	62.1**	<0.001
sometimes	12	9.0	9	6.7		
never	10	7.5	60	44.8		
4-chest pain						
always	80	59.7	45	33.5	32.7**	<0.001
sometimes	45	33.6	49	36.5		
never	9	6.7	40	30.0		
5- two approaches						
always	57	42.5	106	79.1	83.0**	<0.001
sometimes	70	52.2	20	14.9		
never	7	5.3	8	6.0		

Not mutually exclusive

Table (4):Distribution of clients with cardiac stent according to their medical record pre/post intervention program (n=134).

Medical record	Pre		Post		Test of sig.	
	No	%	No	%	X2	P
1-LDL(Low-density lipoprotein)	110	82.1	129	96.2	32.6	<0.001
2-HDL(High density lipoprotein)	105	78.3	129	96.2	30.1	<0.001
4-Total cholesterol	100	74.6	124	92.5	28.2	<0.001

equivalent as their highest education level.This result disagreement with the study

Discussion

The present study showed that the study sample mean age ranged between (53.2±7.0 years).Regarding to gender more than two third of the study sample was male and one third was female This finding was consistent with the result of *Mary. (2016)*.The aim of this study was to investigate participants' risk factor profile, knowledge of coronary heart disease, and the influence of demographic and risk factors on this knowledge in Dublin, Ireland. This study found that Seventy-six percent were male and this result in disagreement with the study done in Tabriz university of medical science in Iran to assess socio-demographic status and coronary heart disease by *Steptoe & Kivimaki (2012)*who found that the mean age was forty four (range 17-70)years more than half of the participants were women.

Regarding educational level among study sample the results revealed that less than half of the sample were secondary school less than one quarter were illiterate and also less than one quarter were university level .This finding was consistent with the result of *(Mary, 2016)*onstudy assess Cardiovascular Health Status by Occupational Groupstudy nearly half of the study sample reported secondary school or

done in Finland to assess difference between coronary artery disease patients educational groups which conducted by *Pekkanenet al.(2008)*reported that almost three quarter were illiterate,one quarter possessed no academic qualificationand just five percent were on the college graduate level.

Regarding occupation, the present study revealed that more than half of the cardiac stent clients were employees. This result agreementwith *Taylor et al, (2014)*whoassessedinunitedStateCardiovascular Health Status byOccupational Group accounting for aboutmorethanhalf of all U.S. adults, the working population is an important demographic group to evaluate with regard to cardiovascular health status. Regarding working hours, the present study revealed that half of the working clients were working 6 hours daily this results agreements with *Sadie et al., (2016)*inthestudys to examine the presence of a dose– response relationship between work hours and incident cardiovascular disease,whichshowed that half of the participants working 36 hours in the week?

Regarding marital status, the finding of thepresent study showed that more than two third of clients were married and less

Nursing Intervention at Home Care to Prevent Recurrence of Cardiac Stent

than one third were widowed. This result agreement with the study by *Machenbach et al., (2008)* to assess Biosocioeconomic inequalities in health in 22 European countries reported that eight percent of these interviewed reported their marital status as married and one fifth were widowed.

In relation to residential area the present study showed that the majority of the clients were from urban area while few of them from rural area. This result agreement with the study done in North England to socioeconomic status and cardiovascular disease by *Clark et al., (2009)* mentioned that among the majority of participants the place of life were urban and few of participants were in rural locations.

Regarding to smoking sessions, two third of clients with cardiac stent was active smoker in preprogram, less than half of smoking clients quit smoking in post program. This result agreement with study by *Mary et al., (2016)* on risk factors among post percutaneous coronary intervention patients which showed that smoking remained high less than half among study group; smoking rates among post-PCI patients and cardiac patients generally ranged from eight to fifteen percent. Also this result agreement with study by *Doll et al., (2009)* on mortality in relation to smoking: 50 years observations on male British doctors indicating that for cardiac patients, it was also very important to stop smoking. A study showed that if one third of cardiac patients stop cigarette smoking, it resulted in a thirteen percent reduction in cardiovascular mortality.

The present study showed that more than two third of the study group was smoking and one third suffered from passive smoking in preprogram compare with less than half of them in postprogram. This result coincide with study by *Bonita, (2009)* in New Zealand on passive smoking as well as

active smoking increase the risk of acute stroke, showed that passive smoking significantly increased the risk of stroke and high blood pressure in men and women.

In current study, client's who quit smoking due to the risk of recurrent cardiac stent and chest pain and after the program & followed up and booklet contain method to quitting smoking gradually.

According to physical exercise practicing the present study showed that more than two third from clients under study were practicing physical exercise in post program with highly statistical significance between pre & post program. This result agreement with *Stephanie et al., (2016)* study lifestyle changed after cardiac revascularization which showed that half of study group have exercises practice. Also this result agreements with study published by *Blair et al., (2009)* in American journal for cardiology the study reported a significant beneficial effect of an exercise program. Also *Schnohr et al., (2010)* reported that mortality risk reduction for an increased level of physical activity was obtained from a meta analysis on the effect of exercise – based revalidation.

Regarding too fat in diet the present study showed that more than half of study sample were using fat in diet in preprogram mean while less than quarter in post program.

This result agreement with study conducted by *Kimiagar et al., (2009)* in Iran on food consumption revealed that the contribution of saturated fatty acids to dietary energy exceeded the recommendation limits.

The same, *Brunner et al., (2007)*. Indicated that changes in dietary pattern lead to impressive changes of the health status. there was a decrease of

thirteen serum cholesterol when people changed from the consumption of butter to vegetable oil margarine from whole –fat milk to low-fat milk and from boiled to filtered coffee .Besides, there was a decrease in blood pressure as a result of sodium intake reduction and an increase in fruit and vegetables consumption, which thus contribution to more than half declined in coronary heart disease mortality in men and two third declined in women.

On the light of the previous result the nutritional pattern of cardiovascular disease improved after implementation nursing intervention program due to acquired knowledge and healthy nutritional practices that helped in modifying their nutritional pattern.

In relation to caffeine consumption /day the present study showed that about half of the clients under the study drank tea in preprogram compared with one quarter of the study sample post program.

David Kiefer, (2017) Drinking large amounts of black tea, or more than four or five cups a day, might cause health problems. That was mostly because of caffeine-related side effects.

Side effects of black tea (most often in high amounts) might include: Anxiety and difficulty sleeping, faster breathing, headache, increased urination ,irregular heartbeat, nausea and vomiting, nervousness and restlessness, ringing in the ears, tremors . Black tea or black tea supplements might interfere with other medicines and supplements are taking. Some medicines could cause caffeine to stay in body longer than usual.

American Heart association (2014) managing stress was a good idea for overall health and researches were currently studying whether managing stress was effective for heart disease. A few studies had examined

how well treatment or therapies worked in reducing the effects of stress on cardiovascular disease .studies using psychosocial therapies involving both psychological and social aspects were promising in the prevention of second heart attacks.

This result was attributed to acquired knowledge and methods for stress management through educational booklet and demonstration.

In relation to sleep hours /day the present study showed that two third of clients were sleeping less than six hours /day and decreased to half post program.

This finding of this study was in agreement with **Wenru Wang et al., (2016)** who followed the study group at home and found that more than two third of clients was sleeping hours less than six hours .Also **Redline et al., (2010)** who reported that poor sleep has been linked with high blood pressure, atherosclerosis, heart failure, heart attack and stroke, diabetes and obesity also.

This finding of this study agreement with **Redline et al.,(2010)** who told that poor sleep had been linked with high blood pressure, atherosclerosis ,heart failure ,heart attack and stroke,diabetes and obesity.Also **Leinum et al.,(2009)** added that poor sleep increase level of C-reactive protein and other substances that reflected active inflammation . It also reviewed up the body sympathetic nervous system which is activated by fright or stress.

This result was attributed to chest pain (angina) and difficult in sleeping that disturbed sleeping.

In relation to obesity lead to heart disease showed that quarter of the client agreement with that compared to more than two third after program.

Nursing Intervention at Home Care to Prevent Recurrence of Cardiac Stent

In relation to total knowledge score among study sample the present study showed that two third of clients had correct knowledge about obesity after program implementation.

This result went in the same way with result conducted by *Olga Kadda, et al., (2012)* Nursing education in cardiac rehabilitation could improve health outcomes and reduced the risk of a new cardiac event. A health educational program organized by nurses for patients after a cardiac event or surgery improves patients' knowledge of their illness and awareness of behavioral changes to prevent a new event or readmission to hospital.

This result was attributed to acquisition more knowledge during implementation the program both from educational booklet & open discussion .

According to the research hypothesis: implementation a nursing intervention program at home for clients with cardiac stent would improve their knowledge, attitude and practices.

In relation to total knowledge score among study sample the present study showed that more than half of clients had correct knowledge about cardiac stent post program.

Conclusion

On the light of the results and answers on research hypothesis the study was concluded that:

highly significant correlation between clients' knowledge and practice after implementation of the nursing intervention program, also there was highly statistical significant relations between clients age, education and occupation with their knowledge and practices regarding

cardiac stent. It also showed a highly significant correlation between clients practice and knowledge after implementing the nursing intervention program

Recommendation:

The findings of this study suggested the following recommendations:

- 1- Building up a national strategy for home care for enhancement knowledge and help in change life style for cardiac stent clients to prevent recurrence of cardiac stent.
- 2- Continuity of nursing intervention to raise the health awareness and knowledge of family about risk factors for cardiac stent and encourage them to adopt a healthy dieter behavior , promote physical exercise and smoking session.
- 3- Raising community awareness through educational campaigns by home care nurse to prevent recurrence of cardiac stent.
- 4- Providing cardiac outpatient clinics in governmental hospital with rehabilitation centers to follow –up lifestyle promoting for cardiac stent clients.

Financial Support

No funding was received.

Conflict of interest:

No Yes

References:

- World health organization (WHO)(2014)** world health statistics www.who.int/gho/publications/world_health_statistics/2014/e/
- American heart association (2014):** CAD risk Factors, available at [Http://www.CAD.org/what is risk factors.](http://www.CAD.org/what%20is%20risk%20factors)
- Miller, S., Alpert, P., and Cross, C., (2010):** Overweight and obesity in nurses, advanced practice nurses, and nurse educator's .*Jam Ac Nurse Bract.*20 (5): 259-65.
- Christensen, L.R.; Grönvall (2011).** "Challenges and Opportunities for Collaborative Technologies for Home Care Work". Proceedings of the 12th European Conference on Computer Supported Cooperative Work, 24–28 September 2011, Aarhus, Denmark. Retrieved 24 July 2011.
- Ahmed Magdy, MD, Ahmed Shawky, MD; Ahmed Mohanad, MD; Sameh Shaheen(2017) Egypt:** coronary and structural heart interventions from 2010 to 2015 ,*Eurointervention journal*,2016 journal citation report@sclece edition (claivate analysis,2017).
- Blair, SU., La Monte, MJ., and Nichaman, MZ.(2009):**The Evolution of Physical Activity Recommendation :How much is enough? *Am Jclin Nutr* :79:91.
- Bonita, (2009):** passive smoking as well as active smoking increases the risk of acute stroke. *New Zealand.*
- Polikandrioti, M., and Ntokou, M., (2011):** Needs of Hospitalized Patients .*Health Science Journal*; 5(1):15-22..
- Leinum, CJ., Dopp, JM., Morgan, BJ. (2009):** Sleep disordered breathing and obesity :Pathophysiology, complications, and treatment. *Nutr ClinPract* .2009 Dec;24(6):675-687.
- Olga Kadda, Christina Marvaki, Demosthenes(2012):**The role of nursing education after a cardiac event. E-ISSN: 1791-809X*Health Science Journal* ©
- Redline, S., Yenokyan, G., Gottlieb DJ. (2010):** Obstructive sleep apnea hypoapnea and incidenc Stroke: The sleep heart healthy study. *Am J Respir Crit Care Med.*2010 Jul15; 182(2):269-277.
- Anand, SS. Islam, S. Rosengren, A. Franzosing MG., Steyn, K., YusufAli, AH. And Yusuf, S. (2008):** Risk factors for myocardial infarction in women and men: insights from the inter heart study. *Eur. Heart J* pp.29, 932-940.
- Eckel RH, Jakicic JM, Ard JD, (2013):** AHA/ACC guideline on lifestyle management to reduce cardiovascular risk: a report of the American College of Cardiology/American Heart Association Task Force on Practice Guidelines. *Circulation*; 129:76..
- Beckie,, and BeckStead, J.,(2010):** Cardiac rehabilitation attendance in A Gender – tailored randomized clinical trial. *J Cardiopulm Rehabilitation Prev. M.* 30(3):147-156.
- WHO and ARE-Ministry of Health & Population (2011-2012):** Egypt National STEP wise Survey of Non Communicable Diseases Risk Factors 2011-2012.
- Mary T. Nolan, MSc; Gabrielle McKee, PhD(2016)**Is Knowledge Level of Coronary Heart Disease and Risk Factors Among Post Percutaneous Coronary Intervention Patients Adequate? *Journal of Cardiovascular Nursing*Vol. 31, No. 3, pp E1YE9 x Copyright B 2016 Wolters Kluwer Health, Inc. All rights reserved.

Nursing Intervention at Home Care to Prevent Recurrence of Cardiac Stent

- Taylor M. Shockey, MPH1; Aaron L. Sussell, PhD1; Erika C. Odom, PhD(2014)** Cardiovascular Health Status by Occupational Group, Center for Chronic Disease Prevention and Health Promotion, CDC. http://www.cdc.gov/dhdsp/pubs/docs/HSC_Manual.pdf.
- Sadie H. Conway, PhD, Lisa A. Pompeii, PhD, Robert E.** (2016) Dose–Response Relation Between Work Hours and Cardiovascular Disease Risk JOEM Volume 58, Number 3, March 2016 Copyright American College of Occupational and Environmental Medicine.
- Machenbach, JP, Stirbu, I and AJR. (2008):** socioeconomic inequalities in health in 22 European Countries. *NngIJMed*; 358:2468-2481.
- David Kiefer, MD (2017) Black Tea:** WebMD, LLC. All rights reserved. WebMD does not provide medical advice, diagnosis or treatment.
- Brunner, I. White, M. Thorogood, A. Bristow, D., Curle and Marmot, M (2007):** Can dietary interventions change diet and cardiovascular risk factors? A meta–analysis of 4 randomized controlled trials. *AmJ.Publ.Hlth*:87:1415-122.
- Wenru Wang, Ying Jiang, Hong-Gu (2016):** A randomised controlled trial on the effectiveness of a home-based self-management programme for community-dwelling patients with myocardial infarction *European Journal of Cardiovascular Nursing*, 15(6) 398–408.
- Kimiagar, SM., Ghaffarpour, M., Houshiar-Rad, A., Hormozdyari, H., and Zellipour, L. (2009):** food consumption pattern in Islamic republic of Iran and its relation to coronary heart disease. *East Mediter Health J*, 4(3):pp539-47.
- Clark, AM., Meules, M., Luo, W., Duncan, AS., and Wielgosz, A (2009):** socioeconomic status and cardiovascular Disease :Risk and Implication for care. *Nat Rev cardio*;6:712-722.
- Schnohr, P., Scarling, H., Jensen, JS. (2010):** Changes in Leisure-Time Physical Activity and Risk of Death :an observation Study of 7,000 men and women. *Am J Epidemiol*;158:639-644.
- Stephanie L. Cobb M, Debra J. Brown, PhD(2016)** Effective interventions for lifestyle change after myocardial infarction or coronary artery revascularization *Journal of the American Academy of Nurse Practitioners* 31–39 ^a *Journal compilation* ^a 2016 American Academy of Nurse Practitioners 18 (8), 1075-1083.
- Doll, R., Peto, R., Boreham, J., and Sutherland, I. (2009):** Mortality in Relation to Smoking :50 years Observations on Male British Doctors. *BMJ*.328:1519.
- Stephens, A., and Kivimaki, M. (2012):** Stress and Cardiovascular Disease. *Nat Rev Cardiol*; 9:360-370.
- Pekkanen, J., Uutela, A., Valkonen, T., Vartiainen, E., Tuomilehto, J., and Puska, P. (2008):** Coronary Risk Factor Levels: Differences Between Educational Groups in Eastern Finland. *J Epidemiologic Community Health* ;49(2):144-9.