
STUDY AND EVALUATION OF AROMATIC EXTRACTS AS FLUIDS FOR CALCIUM COMPLEX LUBRICATING GREASES

R.A. EL-ADLY*, M.M. KAMEL**, A.M. ALY*, AND H.M. ABD EL-BARY***

Egyptian Petroleum Research Institute (EPRI), Nasr City, Cairo, Egypt.** Chemistry Department, Faculty of Science(Assiut), Al-Azhar University, Assiut, Egypt.***** Chemistry Department, Faculty of Science, Al-Azhar University, Nasr City, Cairo, Egypt.*

Abstract

Utility of aromatic extracts as fluid for preparation of calcium complex greases was investigated. The physicochemical properties of three grades of these extracts were initially studied. The rheological behavior (viscosity, shear stress and shear rate) of the individual aromatic extracts, and the obtained greases from those extracts at different temperatures were also illustrated. The rheological properties of both aromatic extracts and all lubricating greases were properly fit with the mathematical model of Herschel-Bulkley. Moreover, the flow behavior of the aromatic extracts as well as the corresponding lubricating greases was non-Newtonian. The study exhibited promising results concerning the thermal, mechanical and rheological properties for the prepared greases. Hence, in this work the by-product aromatic extracts act as a good alternative fluid for calcium complex lubricating greases.

Keywords: Aromatic extracts, Calcium complex greases, Rheological properties, Non Newtonian, Herschel-Bulkley

Introduction

Greases are normally given the first consideration for application in ball and roller bearings in electric motors, automotive wheel bearings, and machine tools. They are also used for the lubrication of small gear drives and for many slow-speed sliding applications ⁽¹⁾. However, chemistry of lubricating grease is quite complex, it has already been provided in the NLGI Lubricating Grease Guide ⁽²⁾. Basically, grease contains at least two components, base fluid and thickener agent. Typical multipurpose grease contains about 60-95% base fluid, 5-25% thickener and 0-10% other ingredients providing special properties ⁽³⁾. Such ingredients are corrosion and rust inhibitors, antioxidants, colour stabilizers, viscosity improvers and wear preventers ^(4,5). The base fluids can be divided into two main groups; mineral oils and synthetic oils. Mineral oils are the employed fluids in the manufacture of the great bulk of lubricating greases due to their availability and low cost ⁽¹⁾. They consist of varying proportions of paraffinic, naphthenic and aromatic hydrocarbons. Thickener agents as the second most important component of grease are used to provide a

suitable consistency to the finished product. Different soap types^(1,6-8) are usually used as a common thickener for grease. Generally, soap structure consists of 12-hydroxystearic acids or stearic acid esters derived from vegetable or animal oils⁽⁹⁾, and an alkali or alkaline earth metals⁽¹⁰⁾. Soaps not only present as crystallites and dissolved molecules, but also represent as agglomerates called fibrils or fibers in a separate phase. Commercial calcium complex greases which were first described in 1940 contain acetic acid as a complementary acid⁽¹¹⁾. Such greases have good shear stability and water resistance, low oil separation, and good load-carrying capacity. Recently, the search for alternative sources of base stocks for lubricants has gathered momentum in recent years^(12,13). Aromatic extracts which are by-products in the refining of lubricating oil basestocks and waxes will be suggested as an alternative oily component in lubricating greases. This approach would appear to be of great economic and strategic standpoints. Accordingly, the current study is concerned with the determination of the properties of subjected aromatic extracts and their feasibilities for preparation of calcium complex lubricating greases.

Experimental

1- Raw materials used for preparation of the calcium complex greases

(a) Fluid part: Three grades of aromatic extracts; light (AE₁), medium (AE₂) and heavy (AE₃) distillates according to the class of lubricating base stock refinery stream were used. These extracts were supplied by Suez Petroleum Company. The physicochemical characterization of these fluids was carried out according to ASTM and IP standard test methods. The average molecular weights of AE₁, AE₂ and AE₃ were measured by gel permeation chromatography (Water 600E) equipped with Styagel column operated at 40°C and flow rate of 0.4ml/min. The refractive index instrument model (Water 4110) was used as a detector and toluene (HPLC grade) as a mobile phase. **(b) Fatty material:** Soybean soap stock was provided by the Cairo Oil & Soap Co. **(c) Alkali:** Calcium hydroxide solution was used as a neutralizing agent for saponification of fatty compounds. **(d) Complexing agent:** Equimolar ratio of calcium acetate and benzoic acid.

2- Grease preparation and evaluation.

Seven types of calcium complex greases G₁, G₂, G₃, G₄, G₅, G₆ and G₇ were prepared according to a procedure described elsewhere^(8,11,14). Briefly, the procedure

consists of two steps, saponification and cooling steps. The saponification step is based on mixing of soybean soapstock and 25% wt of aromatic extracts with alkaline slurry at the temperature range of 180 and 190°C. After the completion of the saponification reaction the reaction mixture is cooled while, adding the rest of the aromatic extract to attain the required grease consistency.

The consistency, dropping point tests, mechanical properties and the copper corrosion detection for the prepared greases were achieved according to the reference⁽¹¹⁾. Rheological properties of both aromatic extracts and the prepared grease samples were determined at different temperatures using a programmable Brookfield rheometer model LV DV-III ULTRA (spindle SC4-18). The corresponding shear rate and shear stress were recorded every 2 minutes.

Kinematic viscosity was measured at 40°C and 100°C using capillary viscometers (ASTM D445).

Results and discussion

The physicochemical properties of three grades of aromatic extracts [light (AE₁), medium (AE₂) and heavy (AE₃)] are listed in Table 1. The boiling point ranges of AE₁, AE₂ and AE₃ are 314-430 °C, 334-454 °C and 392-492 °C, respectively. Moreover, they exhibit different values of specific gravity, sulfur percentage, pour point and viscosity. Such differences are attributed to their molecular structures and refining steps since their molecular weights are 798, 755 and 725 for AE₃, AE₂ and AE₁, respectively. As shown by the n-d-M results in Table 1, the average number of aromatic rings per molecule R_A increases with increasing the boiling range and molecular weights of aromatic extracts. This may indicate that these grades contain mono-, di-, and polyaromatic compounds. Correlation of the average molecular weights, polydispersity and n-d-M results reveal the complex nature of the alkyl aromatic molecules. The carbon distribution and structural group analysis reveal that the three grades of aromatic extracts contain considerable portions of paraffinic side chains. The experimental data of the n-d-M method presented in Table 1, show also that the percentages of aromatic carbons are 22.9, 24.1 and 25.0 for AE₁, AE₂ and AE₃, respectively. Meanwhile, the paraffinic carbon portions (%C_p) of the molecules constitute higher percentages of 66.0 (AE₃), 64.2 (AE₂) and 61.0 (AE₁). The naphthenic carbon contents (%C_N) of the molecules are negligible.

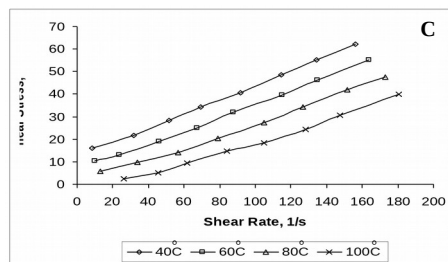
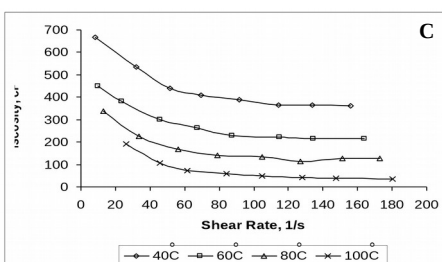
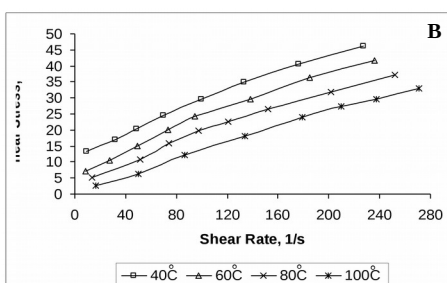
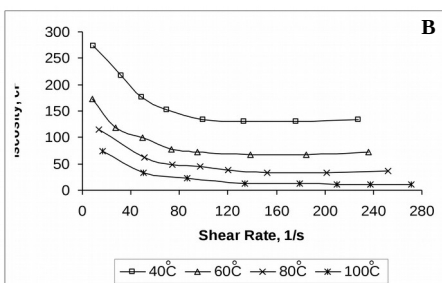
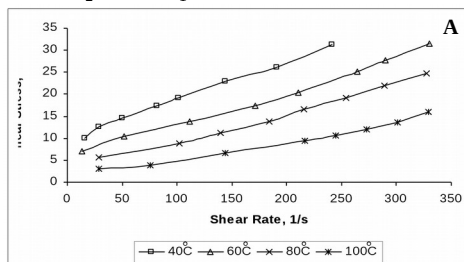
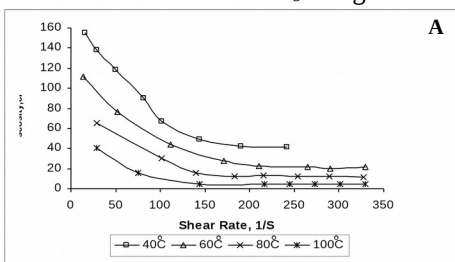
Table 1 : Physicochemical characteristics of the aromatic extracts

Characteristics	Aromatic Extracts			ASTM	
	AE ₁	AE ₂	AE ₃		
Density, g/ml at 15.6 °C	0.9543	0.9695	0.9697	D.1298	
Sulfur, m%: X ray fluorescence	2.13	2.789	2.8515	IP63/55	
Refractive index, n _D ²⁰	1.5408	1.5486	1.5512	D.1218	
ASTM-Colour	L5.0	L5.0	L5.0	D.1500	
Kinematic viscosity, cSt	at 40°C	22.077	51.696	148.543	D.445
	at 100°C	3.380	5.137	11.404	
Dynamic viscosity, cP	at 40°C	126,9	213,6	542,4	D.189
	at 100°C	34,2	88,4	163,7	
Sp. Gr. @ 60/60 °F	0.940	0.944	0.963	D.1298	
Pour point	15	21	42	D.97	
Flash pt. PMC °C	180	194	215	D.92	
TAN mg KOH/ gm	0.267	0.382	0.534	D.664	
Molecular weight	725	755	798	GPC	
Polydispersity	1.265	1.427	1.648	GPC	
Hydrocarbon type analysis				D3238	
- % C _A	22.9	24.1	25.0		
- % C _P	61.0	64.2	66.0		
- % C _N	6.70	7.50	8.60		
Average no. of rings/ mol					
- R _A	1.83	2.97	3.14		
- R _N	0.09	0.15	0.19		
ASTM Dist.				D.1160	
- IBP °C	256	244	327		
- 5.0%VOL@ °C	314	334	392		
- 10% VOL@ °C	330	350	404		
- 20% VOL@ °C	337	371	415		
- 30% VOL@ °C	344	384	425		
- 40% VOL@ °C	350	391	432		
- 50% VOL@ °C	356	399	437		
- 60% VOL@ °C	364	405	444		
- 70% VOL@ °C	371	412	450		
- 80% VOL@ °C	380	420	457		
- 90% VOL@ °C	396	431	467		
- 95% VOL@ °C	409	439	475		
- FBP @ °C	430	454	492		

This difference in their constituents leads to the possibility of producing different grades of greases from aromatic extracts. However, many other factors must be taken into consideration to make sure that the aromatic extracts continue to lubricate properly over a long period. The most important of these factors are: the flow properties under shearing rates at different temperatures.

Rheological properties of the aromatic extracts

The rheological behaviour (viscosity, shear stress and shear rate) of AE₁, AE₂ and AE₃ has been determined at 40, 60, 80 and 100°C. As can be shown in Figure 1, viscosity decreases with increasing shear rates. The decrease in viscosity is much more apparent at low shear rate, but at high shear rate, viscosity leveling off is observed. This shear-thinning behavior is commonly known as pseudo-plastic behavior⁽¹²⁾. It may be explained that the shear applied in aromatic extract compounds breaks down rapidly the internal structure within the bulk, and is temperature dependent. Also, the increase in temperature tends to increase molecular motion and consequently reduce attractive forces exhibited in solution. It is also observed that the flow behaviour of these aromatic extracts is non Newtonian. The rheological properties of these extracts are well fit with the mathematical model of Herschel-Bulkley^(11, 15) (Table2). Results show that the corresponding shear stress of AE₃ is higher than both AE₂ and AE₁.



**Figure 1: Rheological behaviour for aromatic extracts at different temperatures;
(A: AE₁; B: AE₂; and C: AE₃)**

Table 2: Viscoelastic parameters for aromatic extracts using Herschel-Bulkley model

Property		Temp.	40°C	60°C	80°C	100°C
Consistency Index, cP	AE ₁		19.8	13.33	5.15	0.40
	AE ₂		136	75.3	43.0	1.30
	AE ₃		730.4	210.3	129.8	11.34
Yield Stress, D/cm ²	AE ₁		4.17	3.86	1.99	5.03
	AE ₂		0.59	0.60	1.57	9.26
	AE ₃		2.00	0.76	1.48	9.97
Flow Index	AE ₁		1.01	1.16	1.05	1.43
	AE ₂		0.92	0.81	0.84	1.30
	AE ₃		1.02	0.91	0.82	1.47
Confidence of Fit, %	AE ₁		99.9	100	100	99.6
	AE ₂		100	99.9	99.6	99.3
	AE ₃		100	100	99.7	99.8

Evaluation of the prepared calcium complex greases from aromatic extracts

Seven samples of calcium complex greases were prepared as described in the experimental section. Three prepared samples based on individual aromatic extracts (G₁, G₂ and G₃) and the other four samples based on mixed aromatic extracts (G₄, G₅, G₆ and G₇) shown in Tables (3 and 4) respectively. Results show that properties (oil separation, oxidation stability, total acid number, apparent viscosity, mechanical properties and dropping point) of the blended calcium complex grease based on mixed aromatic extracts are more efficient than those obtained by individual ones. Particularly, the G₆ type which contains a mixture of 40% of each AE₂ and AE₃ is the better formulated calcium complex grease. This is certainly attributed to the type of aromatic extracts (AE₂ and AE₃) which have a great compatibility with soap texture resulting in improving the grease backbone as well as the thermal and mechanical stabilities.

Table 3: Physicochemical properties of the prepared calcium complex greases based on the individual aromatic extracts

Property		Grease Type			Test Method
		G ₁	G ₂	G ₃	
Grease Constituents, %	AE ₁	80	--	--	--
	AE ₂	--	80	--	
	AE ₃	--	--	80	
	Soybean soap stock	17-18	17-18	17-18	
	Calcium hydroxide	2-3	2-3	2-3	
	Equimolar ratio: Benzoic acid/ Calcium acetate	0.1-0.15	0.1-0.15	0.1-0.15	
Penetration, mm x 10	Un-worked	277	275	272	ASTM D 217
	Worked, 60 strokes	283	278	274	
Dropping Point, °C		208	212	215	ASTM D 566
Copper Corrosion, 3h/100 °C		Ia	Ia	Ia	ASTM D 4048
Oxidation Stability @ 96h, pressure drop, psi		3.2	3.3	3.3	ASTM D 942
Intensity of (C=O) group @ 96h		1.81	1.83	1.83	ASTM D 942
Intensity of (OH) group @ 96h		1.43	1.44	1.44	ASTM D 942
Alkalinity, wt%		0.40	0.40	0.41	ASTM D 664
Total acid number, mg KOH/gm@96h		0.852	0.911	1.185	ASTM D 664
Oil Separation, wt%		2.3	2.1	1.9	ASTM D 1724
Grease Code according to:					--
NLGI		2	2	2	
Egyptian standard		LB	LB	LB	
Apparent Viscosity, cP @ 90 °C		14755	17155	22001	ASTM D 189

Table 4: Physicochemical properties of the prepared calcium complex greases based on the mixed aromatic extracts

Property		Grease Type				Test Method
		G ₄	G ₅	G ₆	G ₇	
Grease Constituents %	AE ₁	40	40	--	30	--
	AE ₂	40	--	40	30	
	AE ₃	--	40	40	20	
	Soybean soap stock	17-18	17-18	17-18	17-18	
	Calcium hydroxide	2-3	2-3	2-3	2-3	
	Equimolar ratio: Benzoic acid/ Calcium acetate	0.1-0.15	0.1-0.15	0.1-0.15	0.1-0.15	
Penetration mm x 10	Un-worked	274	273	271	272.5	ASTM D 217
	Worked, 60 strokes	277	276	272	275	
Dropping Point, °C		210	211	216	213	ASTM D 566
Copper Corrosion, 3h/100°C		Ia	Ia	Ia	Ia	ASTM D 4048
Oxidation Stability @ 96h, pressure drop, psi		3.4	3.4	3.5	3.3	ASTM D 942
Intensity of (C=O) group @ 96h		1.81	1.80	1.81	1.81	ASTM D 942
Intensity of (OH) group @ 96h		1.42	1.41	1.40	1.43	ASTM D 942
Alkalinity, wt%		0.41	0.40	0.42	0.41	ASTM D 664
Total acid number, mg KOH/gm @96h		0.942	0.984	1.14	1.06	ASTM D 664
Oil Separation, wt%		2.2	2.1	1.8	2.0	ASTM D 1724
Grease Code according to: NLGI		2	2	2	2	--
Egyptian Standard		LB	LB	LB	LB	
Apparent Viscosity, cP @ 90 °C		16631	20201	22555	21201	ASTM D 189

Rheological properties of the prepared calcium complex greases

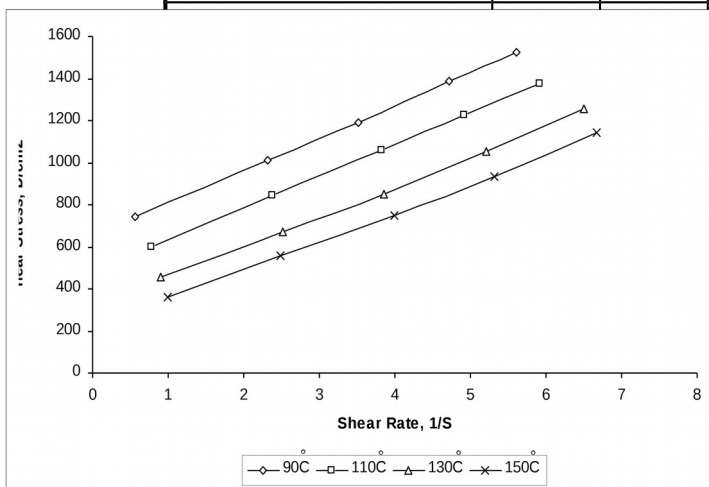
The rheological properties (viscosity, shear stress and shear rate) of the synthesized greases G₁, G₂, G₃, G₄, G₅, G₆ and G₇ are studied at 90, 110, 130 and 150°C. A linear relationship between shear stress and shear rate for all samples at different temperatures is observed. Investigation of apparent viscosity-shear rate relationship at the same previous temperatures for all samples of greases displays two distinct flow regions. The first region at low shear rate from 0.5 to 2.0s⁻¹ reveals that the apparent viscosities decrease with increasing temperature. This indicates that the rheological flow (deformation) of the studied grease is temperature dependent. But the flow curves at high shear rates 2.5 to 7.0 s⁻¹ show steady portion in the second region. This implies that all grease samples exhibit independence of temperature after shear rate of 2.5s⁻¹. It can be also seen that the apparent viscosities of these greases decrease in the following order: G₆ > G₃ > G₇ > G₂ > G₄ > G₁ at all

the investigated temperatures. Results of the dependence both shear stress and apparent viscosity on shear rate for (G_6) are shown in shows Figure (2).

It has been found that the rheological properties of all lubricating greases correlate well with the mathematical model of Herschel-Bulkley^(11, 15) (Table5). Results show that consistency index values obtained by Herschel-Bulkley decrease by increasing temperature while the reverse behavior is obtained in case of flow behaviour index. The sequence indicates that all grease samples under study exhibit non-Newtonian flows.

Table 5: Viscoelastic parameters for prepared greases based on aromatic extracts at different temperatures using Herschel-Bulkley Model

Temp.		90°C	110°C	130°C	150°C	
Property	Consistency Index, cP	G₁	15798	11278	7865	3780
		G₂	19247	15357	9452	4351
		G₃	24371	18425	11298	6873
		G₄	17494	13854	7582	4128
		G₅	22683	14982	9674	6247
		G₆	24185	18795	11583	7186
		G₇	23726	15547	10864	6457
Property	Yield Stress, D/cm²	G₁	84.5	54.2	39.7	26.4
		G₂	88.7	57.5	43.1	31.2
		G₃	92.6	61.8	46.5	37.8
		G₄	86.1	55.8	41.6	27.8
		G₅	87.2	56.6	44.2	29.6
		G₆	91.3	60.4	45.7	35.7
		G₇	90.7	58.8	44.9	36.2
Property	Flow Index	G₁	0.47	0.61	0.77	0.91
		G₂	0.43	0.57	0.68	0.84
		G₃	0.38	0.51	0.64	0.72
		G₄	0.45	0.59	0.66	0.86
		G₅	0.42	0.56	0.65	0.83
		G₆	0.41	0.55	0.64	0.79
		G₇	0.44	0.57	0.67	0.81
		100	100	100		
		99.9	100	99.9		
		99.7	99.8	99.8		
		99.9	100	100		
		99.9	100	100		
		99.8	99.8	99.9		
		99.9	99.9	100		



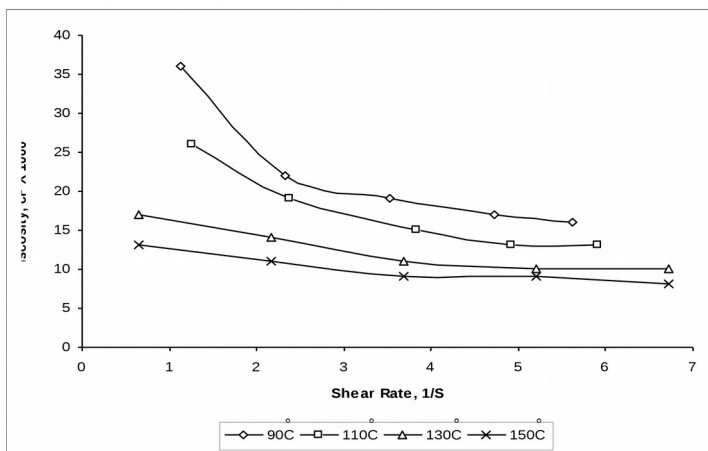


Figure (2): Variation of shear stress and viscosity with shear rate for the calcium complex lubricating grease, G_6 , at different temperatures

Acknowledgment

The authors would like to thank late: Dr. Samir El-Sayed Mohamed, Associate Prof. of Petroleum Chemistry Egyptian Petroleum Research Institute (EPRI). They wish Allah gives him mercies and good deeds.

References

1. Boner, G.J.; *Manufacture and Application of Lubricating greases*, Robert E. Krieger Co., New York, (1971).

2. M. Erlich; (ed.) NLGI lubricating Grease Guide, National lubricating Grease Institute, (1984).
3. ATANU A.; SEVIM Z. E.; and JOSEPH M. P., J. Agric. Food Chem., 52, 6456 (2004).
4. Lian, Y.; and Xue Q.; Zhang X.; and Wang H., J. Lubr. Sci., 7, 261 (1995).
5. Vinogradov, G.V., Rheological and thermo-physical properties of greases, Gardon and Breagh Science Publications, (1989).
6. Earle, C. E.; US Patents 2,274,673, (1942)
7. Fraser, H. M.; US Patent 2,397,956, (1946).
8. El-Adly, R. A.; Elham M. Y.; and Abd El-Ghaffar M. A., J. Pigment and Resin Tech., 33, 6, (2004).
9. Hurd, P.W.; Chemistry of Castor Oil and its Derivatives, NLGI Spokesman, 60, 14-23 (1996).
10. Schumann, K.; Siekmann, K., Ullmann's Encyclopedia of Industrial Chemistry, Wiley-VCH, Weinheim, Vol. A 24, 247-266, (1993).
11. Aly ,A.M. , "Study and evaluation of the aromatic extracts as fluids for lubricating greases", PhD. Thesis, Al Azhar University, (2010).
12. El-Adly, R.A.; Moustafa, Y.M.; and Omar, A.M., J. Pigment and Resin Technology, 26, 4, (1997).
13. El-Adly, R.A.; Youssef, E.A.M.; and Abd El-Ghaffar, M.A., paper submitted at the 16th Annual Conference "Corrosion Problems in Industry", Hurghada, Egypt, 9-11 Dec. (1997).
14. El-Adly ,R.A., J. Synthetic Lubrication, 16, 4 (1999).
15. Radulescu A.V.; Radulescu I., Mechanika, 3, 59, (2006).

