



## RESPONSE OF SOME SUNFLOWER GENOTYPES TO NITROGEN FERTILIZER LEVELS

Amal M. Metwaly<sup>1\*</sup>, Fawqia M.A. Salem<sup>2</sup>, S.M.S. El-Yamani<sup>1</sup> and Eman I. El-Sarag<sup>2</sup>

1. Dept. Oil crops, Inst. Field Crops, A.R.C., Egypt.

2. Dept. Plant Prod., Fac. Environ. Agric. Sci., Arish Univ., Egypt.

### ABSTRACT

Sunflower (*Helianthus annuus*, L.) is an important oil seed crop, which ranks a fourth next to groundnut, soybean and rapeseed which contributes as edible oils over the world. Due to the importance of this crop, this study was conducted to investigate the effect of three levels of nitrogen fertilizer (30, 45 and 60 kg fad.<sup>-1</sup>) and eight genotypes of sunflower *i.e.* two cultivars (Giza 102 and Sakha-53) as control and six genotypes (A-120, A-34, A-44, A-45, A-47 and A-48) under North Sinai conditions through two seasons of 2015 and 2016. In this study there were 24 treatments including three nitrogen fertilizer levels and eight sunflower genotypes. Results showed that increasing nitrogen levels increased yield and its components and protein content, while, oil content was decreased. The interaction between Giza 102 and nitrogen level 60 kg N fad.<sup>-1</sup> gave high value in each of 100-seed weight, head seed weight, oil yield, seed yield and protein yield in 2015 season, but, the interaction between the fertilizer level 60 kg N fad.<sup>-1</sup> and genotype A-48 gave significant superiority in 100 seed weight, head seed weight, oil yield, seed yield and protein yield in the 2016 season, In conclusion, sowing A-48 genotype with 60 kg N fad.<sup>-1</sup> was the best treatment under North Sinai conditions.

**Key words:** Genotypes, *Helianthus annuus* L., Nitrogen Fertilizer, Sunflower

### INTRODUCTION

Sunflower (*Helianthus annuus*, L.) can play an important role to overcome the gap between demand and supply of edible oil in Egypt, where its seeds contain high amount of oil (40 to 45%) which is an important source of the unsaturated fatty acid which (oleic, linoleic and linoleic acids) of potential health benefits. Sunflower is used in animal feed because its considered an important protein source (30-35%). The total cultivated area of sunflower at the level of Arab Republic of Egypt for the season 2017 reaches 16139 Fadden, of which (8850 Fadden's are cultivated in the ancient lands and 7289 in new lands). The average productivity is 1.6 tons fad<sup>-1</sup> in the 2017 season, The consumption ratio is 2.600 million tons while, the import reaches

to 2.80 million tons in 2017 SEAS (2017). Meanwhile, among the plant nutrients, nitrogen (N) element is the most significant nutrient to improve yield and quality of sunflower seeds.

Increasing nitrogen fertilizer increased each of head diameter, seed weight plant<sup>-1</sup>, head weight plant<sup>-1</sup>, 100-seed weight, seed yield plant<sup>-1</sup>, seed yield ton ha<sup>-1</sup> and oil yield of sunflower and *vice versa*, as respected by, some researchers studied the effect of nitrogen on yield and its components in sunflower, for example El-Sarag (2007) 60 kg N fad.<sup>-1</sup>; Abdel-Motagally and Osman (2010) 142 kg N ha<sup>-1</sup>. Freitas *et al.* (2012) 75 kg N ha<sup>-1</sup>; Namvar *et al.* (2012) 200 kg N ha<sup>-1</sup>; Rasool *et al.* (2013) 120 kg N fad.<sup>-1</sup> and Sincik *et al.* (2013) 160 kg N ha<sup>-1</sup>.

\* Corresponding author: Tel.: +201281203465

E-mail address: amalmetwaly45@yahoo.com

Maximum seed yield  $\text{ton ha}^{-1}$  was observed due to application of N (80 and  $255 \text{ kg ha}^{-1}$ ) by **Babu *et al.* (2013)** and **Mollashahi *et al.* (2013)**. **Bezerra *et al.* (2014)** using  $100 \text{ kg N ha}^{-1}$ . **Kazemeini *et al.* (2014)** found that high yield components were obtained at  $450 \text{ kg N ha}^{-1}$ . A moderate N application rate ( $135 \text{ kg ha}^{-1}$ ) resulted in the maximum photosynthetic rate and yielded as found by **Zeng *et al.* (2014)**. **Irika (2015)** recorded that application of inorganic N fertilizers at rates  $20 \text{ kg N ha}^{-1}$  and  $40 \text{ kg N ha}^{-1}$  showed no significant effect on sunflower crop yields. More and over **Awais *et al.* (2015)**, **Hlisenkovsky *et al.* (2016)**, **Schultz (2016)**, **Abd El-Satar *et al.* (2017)**, **Kandil *et al.* (2017)**, **Ravishankar and Malligawad (2017)**, **Bagheri *et al.* (2018)**, **Braga *et al.* (2018)** and **Irika *et al.* (2018)** said that each N increment enhanced the yield and its components at  $150, 60, 180 \text{ kg N ha}^{-1}$ ,  $45 \text{ kg N ha}^{-1}$ ,  $168, 126, 180, 95$  and  $60 \text{ kg N ha}^{-1}$ , respectively. Every additional kilogram of N taken up increased yield by  $26 \text{ kg ha}^{-1}$  by **Sheoran *et al.* (2016)**. **Khandekar *et al.* (2018)** and **Schultz *et al.* (2018)** showed that maximum seed yield  $\text{plant}^{-1}$  obtained at 100% N and  $224 \text{ kg N ha}^{-1}$ , respectively.

**Babaiy *et al.* (2009)** revealed the highest oil percent with  $100 \text{ kg N ha}^{-1}$  level but, was decreased at  $200 \text{ kg N ha}^{-1}$ . Application of N- levels declined seed oil content recorded by **Hassan (2010)**, **El-Aref *et al.* (2011)**, **Hussain *et al.* (2011)**, **Nasim *et al.* (2012)**, **Mollashahi *et al.* (2013)**, **Rasool *et al.* (2013)**, **Salih (2013)**, **Shehzad and Maqsood (2015)**, **Schultz *et al.* (2018)**. **Sincik *et al.* (2013)**, **Yasin *et al.* (2013)** and **Abd El-Satar (2017)** found that application of N-fertilizer levels at 200-240,  $150 \text{ kg N ha}^{-1}$  and  $45 \text{ kg N ha}^{-1}$  enhanced seed protein content.

Regarding to varietal differences, Sakha-53 cultivar surpassed all other the studied varieties in regard to seed, oil yields, head

diameter, seed weight  $\text{plant}^{-1}$ , 100-seed weight and seed oil (%) (**El-Sarag (2007)**; **Abd El-Motagally and Osman (2010)**; **Taha *et al.* (2010)**; **El-Aref *et al.* (2011)**; **Abd El-lateef (2012)**; **Mahrous *et al.* (2014)**. **Mehmet (2009)**, **Patil *et al.* (2009)**, **Hassan (2010)**, **Seassau *et al.* (2010)**, **Süzer (2010)**, **Ali *et al.* (2011)** and **Ibrahim (2012)** found that superiority in seed yield with its component in Shelly cultivar, hybrid KBSH-1, Giza-102 cultivar, Heliasol RM cultivar, DW-2 cultivar, Hysun-38 hybrid and hybrid Record all the studied variation, respectively. **Gul and Kara (2015)** as well as **Killi and Tekeli (2016)** mentioned that the highest 1000-seed weight, head diameter were obtained by Isera early cultivar, hybrid F708. Hybrids surpassed local varieties or cultivars in yield and its components (**Yankov and Tahsin (2015)**). The highest mean of seed yield  $\text{fad}^{-1}$  created by grown Giza-102 cultivar, while, Sakha 53 was ranked in the first order in head diameter and 100-seed weight as found by **Abd El-Satar *et al.* (2017)**. Overall in 2017, **Ahmed *et al.***; **Kandil *et al.***; **Ozturk *et al.*** and **Saif Ullah *et al.* (2018)** showed that maximum value in regard to head diameter and seed yield were observed in hybrid S-78, MS. sirena F1 genotype but, maximum weight of 1000 seed and seed yield  $\text{ha}^{-1}$  were recorded from Nsovak genotype, cultivars Sirena, Teknosol and Hybrid-14021, respectively.

Sakha-53 cultivar gave maximum seed oil (%) as recorded by **El-Sarag (2007)**, **Taha *et al.* (2010)** and **Abd El-Satar *et al.* (2017)**. Giza-102 cultivar was superior in protein content (**Hassan (2010)**; **Abd El-Satar *et al.* (2017)**). Seed oil content in different hybrids ranged from 37–38% (PR62A91, PR63A21, DKF3875) to 41–43% (PR64H41, DKF2990, PR63M91, PR63M80) (**Zheljazjov *et al.* (2011)**). Hysun-33 presented superior in oil content as reported by **Abd El-Lateef (2012)**, **Nasim *et al.* (2012)**, **Iqrasan *et al.* (2017)**, **Kandil *et al.* (2017)**. **Ali and Ullah (2012)**, **Gul and Kara (2015)**, **Hama (2015)** and

Alves *et al.* (2017) gave the highest oil content in hybrid S-278, hybrid C-70165, variety Flame and Neon genotype, respectively.

In North Sinai, low water quality, low quality soil, lands are salty and limited in irrigation water, however, sunflower grow under these conditions. In addition, sunflower is moderately sensitive to soil salinity. So, North Sinai is considered a promising region for the extension in cultivating sunflower crop. Ultimately, the aims of this study was evaluation of some sunflower genotypes under semi-arid in North Sinai, Governorate, Egypt. Studying the effect of nitrogen fertilizer levels on some sunflower genotypes to gain high production of seeds and oil and achieving the best combination of nitrogen fertilizer level to sunflower genotypes under the condition of semi arid region.

## MATERIALS AND METHODS

### Site Description

This study was conducted in the Experimental Farm of El-Arish Agriculture Research Station, Agriculture Research Center, North Sinai (31° 08' 04.3" N, 33° 49' 37.2"E) during the two consecutive summer seasons of 2015 and 2016.

### Treatments

In the study, there were 24 treatment including three nitrogen fertilizer levels (30, 45 and 60 kg N fad<sup>-1</sup>) and eight genotypes of sunflower. The experimental design was (RCBD) in split-plots with three replications. The main plots were three nitrogen fertilizer levels (30, 45 and 60 kg N fad<sup>-1</sup>), two cultivars and six genotypes were assigned to the sub-plots. Ammonium nitrate fertilizer (33.5% N) was the source of nitrogen fertilization in both seasons (2015-2016). Nitrogen fertilizer was divided into three doses after (20, 27, 34 days) from sowing date, respectively. Organic fertilization and superphosphate (15.5% kg P<sub>2</sub>O<sub>5</sub>) were applied during soil preparation at the rate of 150 kg fed<sup>-1</sup>.

Potassium sulfates (48 % kg K<sub>2</sub>O) at rate of 50 kg fed<sup>-1</sup>, was added in two equal doses, where, the first doses was added after thinning while, the second was added after 27 days from planting with the second dose of nitrogen fertilizer. Drip irrigation system was used in this investigation work. Salinity of water ranged from 4500 to 5500 ppm. The length of irrigation lines was 20 m and distance between lines was 1/2 m apart. The plot area was 10 m<sup>2</sup>, distance between plants was 25 cm, number of lines was 72 line and experiment area was 720 m<sup>2</sup>. The planting dates of these experiments were on 25<sup>th</sup> and 30<sup>th</sup> May in 2015 and 2016 seasons, respectively. Harvesting date for genotypes were after 85 days.

### Recorded Data

#### Yield components

At the end of complete flowering of heads, heads of two inner rows were bagged at early seed development for avoiding bird damages and used for estimating yield and it's components as well as seed oil composition. At maturity stage 85 days after sowing, five guarded plants were taken randomly from each experimental unit for measuring head diameter (cm), seed weight per plant (g) and 100-seed weight (g).

#### Seed chemical composition

Oil content was determined according to AOCS (2005), but, protein percentage was determined according to AOAC (2012) where, seed meals were dried at 70° C and kept for N analysis.

#### Yields

##### Seed yield ton fad.<sup>-1</sup>

Seed yield was calculated by multiplying seed yield plot<sup>-1</sup> by 420 m<sup>2</sup>.

##### Protein yield ton fad.<sup>-1</sup>

Protein yield was calculated by multiplying seed protein percent (%) by seed yield (ton fad<sup>-1</sup>).

##### Oil yield ton fad.<sup>-1</sup>

Oil yield was calculated by multiplying seed oil percent (%) by seed yield (ton fad.<sup>-1</sup>).

## Statistical Analysis

The data obtained were statistically analyzed according to **Senedecor Cochran (1990)** using MSTAT computer program V.4 (1991). The mean values were compared at 0.05 level of probability using Duncan's Multiple range Test of Mean Separation **Duncan (1955)**.

## RESULTS AND DISCUSSION

### Yield Components

Table 1 showed that nitrogen fertilizer levels had significant effect on sunflower yield components in the first and second seasons, where, increasing nitrogen levels from 30 to 60 kg N fad.<sup>-1</sup> increased head diameter (from 12.5 to 15.38 cm), 100-seed weight (from 5.21 to 7.13 g) and head seed weight (from 31.42 to 49.71 g) in 2015 season. Similar trend was observed at 2016 season, where, the yield components was reached to maximum values at nitrogen level application 60 kg N fad.<sup>-1</sup>. Head diameter is one of the most important yield components in sunflower genotypes, where nitrogen fertilizer had significant effect on head diameter. Indeed, this effect could be associated with the general enhancement of vegetative growth in response to nitrogen contribution. Regarding to 100-seed weight, results refer to the activated effect of N on leaf area and number, which reflected on high photosynthetic rate and gave more accumulation to seeds (from source to sink). Results regarding head seed weight significantly increased by N fertilizer, this effect could be due to the fact that increasing nitrogen levels increased vegetative growth by stimulation photosynthetic activity in sunflower plants and consequently produced wider and heavier heads as demonstrated in Table 1. Similar studies have been reported by **Kandil *et al.* (2017)**, **Ravishankar and Malligawad (2017)** and **Bagheri *et al.***

**(2018)**. The opposite trend was obtained by **El-Aref *et al.* (2011)**.

Table 2 shows that, there were high significant differences among sunflower genotypes at most yield components. Regarding to head diameter, superiority of A-48, A-47 and A-34 genotypes (19.11, 9.89, 19.22 cm) in 2016 season was observed. There were significant differences between different genotypes. Table 2 showed also superiorities of genotypes Giza-102 and A-48 in 100-seed weight (6.89, 6.98 g) and head seed weight (47.33, 69.78 g) in 1<sup>st</sup> and 2<sup>nd</sup> seasons, respectively. Respecting to mean over two studied season, superiorities were recorded to A-48 genotypes which gave the highest value for each of 100-seed weight (6.71 g) and head seed weight (56.50 g). These results were also in conformity with other findings *i.e.* **Abd El-Satar *et al.* (2017)**, **Iqrasan *et al.* (2017)**, **Kandil *et al.* (2017)** and **Popa *et al.* (2017)**.

Figs. 1 and 2 shows the high significant interaction effect between nitrogen fertilizer levels and sunflower genotypes on yield components in the second season. Results showed that A-47 genotype produced higher head diameter (22.00 cm) than all genotypes with N3 (60 kg N fad.<sup>-1</sup>) in 2016 season. However, the lowest head diameter (15 cm) was recorded in Sakha-53 cultivar with N1 (30 kg N fad.<sup>-1</sup>) at the same season. However, the maximum head seed weight was reported in A-48 genotype with N3 (60 kg N fad.<sup>-1</sup>) treatments followed by A-47 and A-34 genotypes with N3 (60 kg N fad.<sup>-1</sup>) while, minimum value of final head seed weight was observed in Giza-102 cultivar by N1 (30 kg N fad.<sup>-1</sup>) in 2016 season.

### Seed Chemical Composition

#### Protein content

Results in Table 3 shows the effect of Nitrogen fertilizer levels on protein content

**Table 1. Head diameter, 100-seed weight and head seed weight as affected by N fertilizer in 2015 and 2016 seasons.**

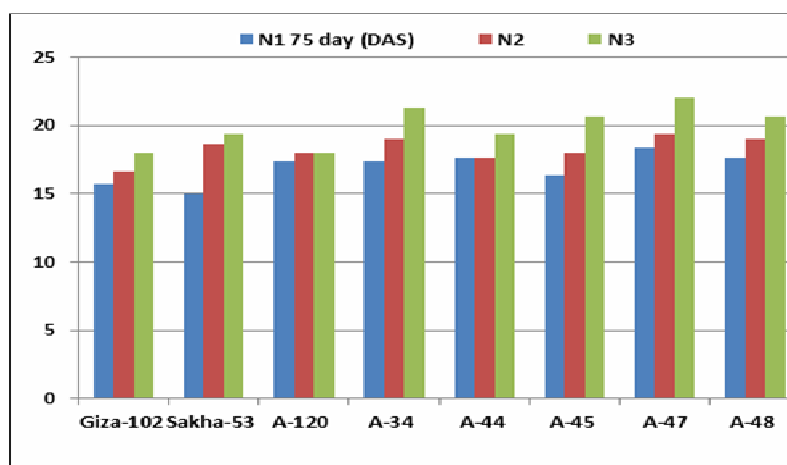
Treatment		Head diameter (cm)			100- seed weight (g)			Head seed weight (g)		
		2015	2016	Comb.	2015	2016	Comb.	2015	2016	Comb.
Nitrogen level (kg N fad. <sup>-1</sup> )	30	12.56 c	16.92 c	14.74	5.21 c	5.17 c	5.19	31.42 c	41.00 c	36.21
	45	13.90 b	18.29 b	16.10	6.21 b	6.34 b	6.28	39.67 b	51.88 b	45.78
	60	15.38 a	19.92 a	17.65	7.13 a	7.16 a	7.15	49.71 a	69.88 a	59.80

\* Means having the same letter within each column are not significantly differed at 0.05 level, according to Duncan's multiple range test.

**Table 2. Head diameter (cm), 100-seed weight (g) and head seed weight (g) as affected by sunflower genotypes in 2015 and 2016 seasons.**

Treatment		Head diameter (cm)			100- seed weight (g)			Head seed weight (g)		
		2015	2016	Comb.	2015	2016	Comb.	2015	2016	Comb.
Genotype	Giza-102	15.00 a	16.78 b	15.89	6.89 a	6.00 c	6.45	47.33 a	49.22 c	48.28
	Sakha-53	13.78 a	17.67 ab	15.27	6.44 ab	5.83 c	6.14	35.22 d	54.22 bc	44.72
	A - 120	14.67 a	17.78 ab	16.22	5.78 b	5.72 c	5.75	39.00 bcd	48.22 c	43.61
	A - 34	13.39 a	19.22 a	16.30	5.67 b	6.07 bc	5.87	41.00 bc	54.11 bc	47.56
	A - 44	13.18 a	18.22 ab	15.70	5.89 b	6.30 bc	6.10	36.56 cd	48.78 c	42.67
	A - 45	14.00 a	18.33 ab	16.17	6.22 ab	6.22 bc	6.22	43.33 ab	51.67 c	47.50
	A - 47	13.72 a	19.89 a	16.81	6.11 ab	6.67 ab	6.39	36.00 cd	58.00 b	47.00
	A - 48	13.83 a	19.11 a	16.48	6.44 ab	6.98 a	6.71	43.22 ab	69.78 a	56.50

\* Means having the same letter within each column are not significantly differed at 0.05 level, according to Duncan's multiple range test.

**Fig. 1. Head diameter as affected by the interaction between N and sunflower genotypes at 2016 season.**

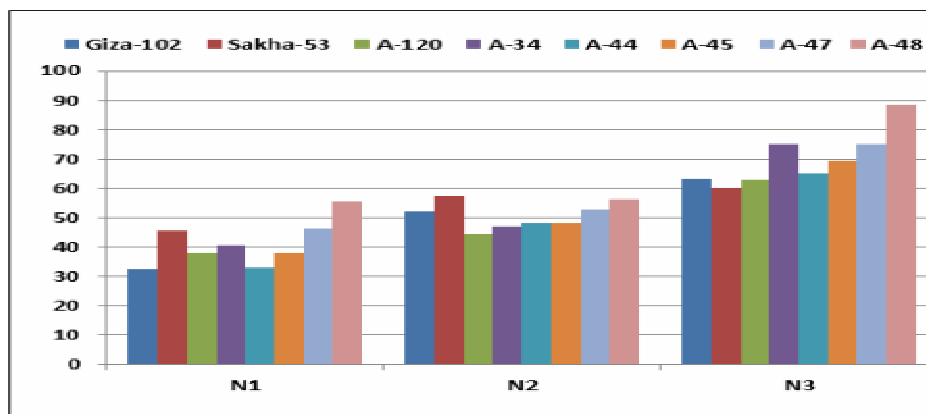


Fig. 2. Head seed weight as affected by the interaction between N fertilizer and sunflower genotypes at 2016 season.

Table 3. Protein content (%) as affected by N fertilizer levels in 2015 and 2016 seasons.

		Protein content (%)		
Treatment		2015	2016	Comb.
Nitrogen level	30	18.43 c	18.60 c	18.52
	45	19.14 b	19.42 b	19.28
(kg N fad. <sup>-1</sup> )	60	19.30 a	19.59 a	19.45

\* Means having the same letter within each column are not significantly differed at 0.05 level, according to Duncan's multiple range test.

in the first and second seasons. Nitrogen fertilizer levels had significant effect on protein content in both seasons (Comb.), the maximum protein content (19.45%) was observed in N3(60 kg N fad.<sup>-1</sup>) treatment followed by N2 (45 kg N fad.<sup>-1</sup>) treatment (19.28%) while, minimum protein content (18.52%) was observed in N1 (30 kg N fad.<sup>-1</sup>) treatment, at both season, respectively. The study also corroborates previous work done by *Yasin et al. (2013)*, *Abd El-Satar et al. (2017)* and *Dhillon et al. (2017)* on the use of different N levels.

There were highly significant differences among sunflower genotypes in protein content (Table 4) in the first and second seasons, where, superiority was found to A-47 genotype (21.03 and 21.30 %) in the first and second seasons, in respectively. In

addition, A-47 genotype gave the highest value (21.17 %) in protein content in the combined analysis. This is mainly due to differences in genetic makeup between cultivars. Similar results were suggested by *Gul and Kara (2015)*, *Abd El-Satar et al. (2017)* and *Li et al. (2017)*.

Figs. 3 and 4 shows protein content as affected by N fertilizer levels and sunflower genotypes in the first and second seasons. Results presented that the interaction treatment A-47 genotype x nitrogen fertilizer 45 kg N fed<sup>-1</sup> gave the highest values of protein content (21.60 and 21.90%) in the first and second seasons, respectively. Opposite, the minimum value was recorded in A-120 genotype (14.60 and 14.30%) by (N2 45 kg N fad.<sup>-1</sup>) in the first and second seasons.

Table 4. Protein content (%) as affected by sunflower genotypes in 2015 and 2016 seasons.

Protein content (%)				
Treatment	2015 season	2016 season	Comb.	
Genotype	Giza - 102	17.07 h	17.43 h	17.25
	Sakha - 53	19.60 c	19.80 c	19.70
	A - 120	17.40 g	17.47 g	17.44
	A - 34	18.97 e	19.17 e	19.07
	A - 44	19.17 d	19.40 d	19.29
	A - 45	19.78 b	20.07 b	19.93
	A - 47	21.03 a	21.30 a	21.17
	A - 48	18.63 f	19.00 f	18.82

\* Means having the same letter within each column are not significantly differed at 0.05 level, according to Duncan's multiple range test.

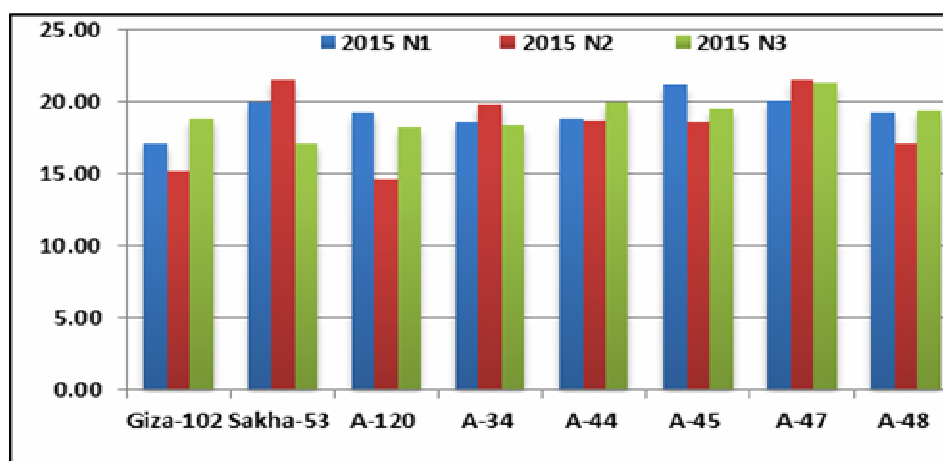


Fig. 3. Protein content as affected by the interaction between N fertilizer and sunflower genotypes at 2015 season.

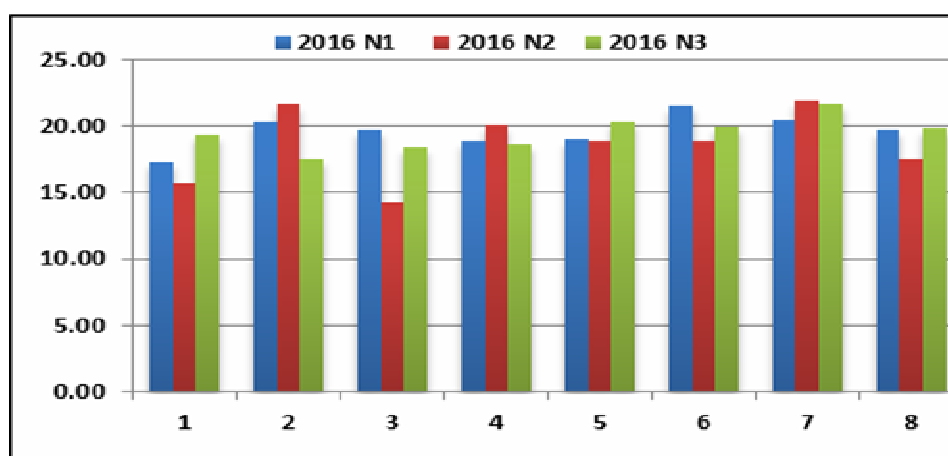


Fig. 4. Protein content as affected by the interaction between N fertilizer and sunflower genotypes at 2016 season.

### Oil content

Results in Table 5 shows the effect of nitrogen fertilizer levels on oil content in first and second seasons. Nitrogen fertilizer levels had significant effect on oil content in the first and second seasons, where, oil content decreased with higher N levels, while, maximum oil content (29.73%) was observed in treatment N1 (30 kg N fad.<sup>-1</sup>) and minimum oil content (25.83%) was observed in treatment N3 (60 kg N fad.<sup>-1</sup>) in 2016 season, results were similar in 2015 season. Application of 60 kg N fad.<sup>-1</sup> gave the lowest values of oil content, while, the lowest nitrogen level (30 kg N fad.<sup>-1</sup>) gave the highest ones for oil content in both seasons. These resulted are consistent with those of **Nasim *et al.* (2012)**, who observed decreased in seed oil percentages with increased nitrogen fertilizer application, it's indicated that the oil content was significantly affected by N application, this could be attributed to the a diluting effect of nitrogen on seed oil content due to increased number of seeds head<sup>-1</sup>. Several researches reported that, the oil content is reduced by N application (**Dhillon *et al.*, 2017; Bagheri *et al.*, 2018; Schultz *et al.*, 2018**).

There were highly significant differences among sunflower genotypes on seed oil content (Table 6) in the first and second seasons. Sakha-53 cultivar gave the highest value of seed oil content (30.05 and 29.50%) in both respective seasons, while that, superiority of Giza -102, A-120, A-34 and A-47 gave the highest values of seed oil content (29.25, 29.61, 29.26 and 28.61%) in 2015 season, respectively. According to combined seasons Sakha-53 cultivar gave the highest value (29.78%) of oil content. Differences between sunflower cultivars in oil content were also reported by **Alves *et al.* (2017), Iqrasan *et al.* (2017) and Kandil *et al.* (2017)**.

According to oil content, Results in Figs. 5 and 6 shows that the interaction treatment

of Sakha-53 cultivar x nitrogen fertilizer 45 kg N fad.<sup>-1</sup> gave the highest value of oil content (32.86 and 32.85 %) in the first and second seasons. Additionally, A-34 genotype gave the highest value (33.70%) under nitrogen fertilizer level 45 kg N fad.<sup>-1</sup> in 2015 season, while the lowest value was found by A-34 and A-44 genotypes (23.36 and 23.89%) with N1 (30 kg N fad.<sup>-1</sup>) in the same season, but, minimum value was recorded by A-47 genotypes fertilized with 60 kg N fad.<sup>-1</sup> at 2016 season.

### Yields

Nitrogen fertilizer levels had highly significant effect on sunflower yield (seed, oil, protein) in the first and second seasons. Tables 7 shows that increasing nitrogen levels from 30 to 60 kg fad.<sup>-1</sup> increased seed yield (from 0.79 to 1.25 ton fad.<sup>-1</sup>), protein yield (from 0.15 to 0.24 ton fad.<sup>-1</sup>) and oil yield (from 0.22 to 0.36 ton fad.<sup>-1</sup>) in 2015 season. Similar trend was observed in 2016 season, where, the highest nitrogen level application (60 kg N fad.<sup>-1</sup>) gave the maximum values of yield. According to oil yield the increase in oil yield with the increase of nitrogen level 60 kg N fad.<sup>-1</sup> might be due to the role of nitrogen in activating the growth and yield components. These trend was reported by **Ravishankar and Malligawad (2017), Bagheri *et al.* (2018) and Khandekar *et al.* (2018)**. The opposite trend was recorded by **Hussain *et al.* (2011)** who said that oil yield was decreased with increasing N fertilizer.

There were highly significant differences among the studied genotypes on seed, protein, and oil yield (Table 8) in the first and second seasons. According to seed yield and oil yield, superiorities were recorded to Giza-102 cultivar and A-48 genotype for seed yield (1.19 and 1.75 ton fad.<sup>-1</sup>) and oil yield (0.36 and 0.48 ton fad.<sup>-1</sup>) at respective season. Superiority of A-48 genotypes in seed, protein, and oil yields ton fad.<sup>-1</sup> may be due to their genetic constitution and it's capability of withstanding



**Table 5. Oil content (%) as affected by N fertilizer levels in 2015 and 2016 seasons.**

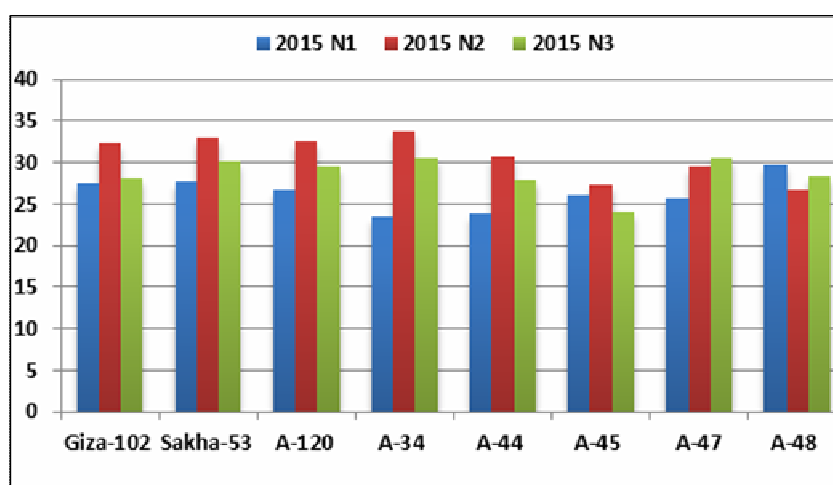
Oil content (%)				
Treatment		2015 season	2016 season	Comb.
Nitrogen level ( kg N fad <sup>-1</sup> )	30	30.66 a	29.73 a	28.02
	45	28.65 b	28.66 b	29.66
	60	26.31 c	25.83 c	27.24

\* Means having the same letter within each column are not significantly differed at 0.05 level, according to Duncan's multiple range test.

**Table 6. Oil content (%) as affected by sunflower genotypes in 2015 and 2016 seasons.**

Oil content (%)				
Treatment		2015 season	2016 season	Comb.
Genotype	Giza - 102	29.25 a	28.99 c	29.12
	Sakha - 53	30.05 a	29.50 a	29.78
	A - 120	29.61 a	28.31 d	28.96
	A - 34	29.26 a	29.26 b	29.26
	A - 44	27.41 ab	26.48 g	26.95
	A - 45	25.83 b	28.19 e	27.01
	A - 47	28.61 a	26.46 g	27.54
	A - 48	28.30 ab	27.40 f	27.85

\* Means having the same letter within each column are not significantly differed at 0.05 level, according to Duncan's multiple range test.

**Fig. 6. Oil content as affected by the interaction between N fertilizer and sunflower genotypes at 2015 season.**

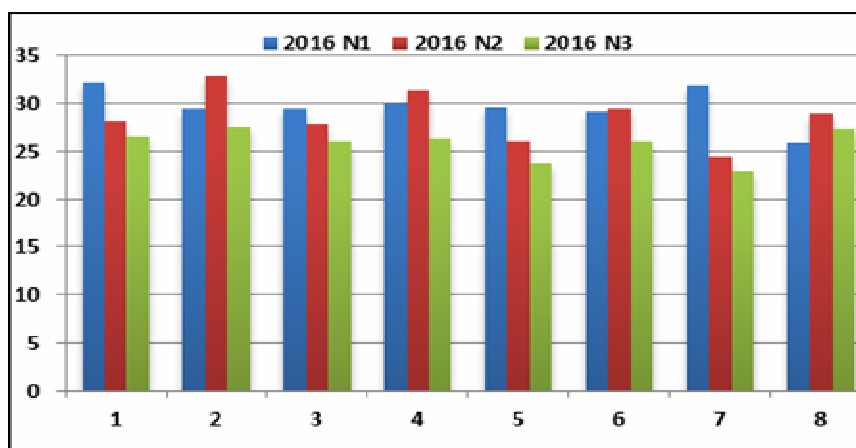


Fig. 6. Oil content as affected by the interaction between N fertilizer and sunflower genotypes at 2016 season.

Table 7. Seed, protein, oil yields ton fad<sup>-1</sup> as affected by N fertilizer at 2015 and 2016 seasons.

Treatment		Seed yield ton fad. <sup>-1</sup>			Protein yield ton fad. <sup>-1</sup>			Oil yield ton fad. <sup>-1</sup>		
		2015	2016	Comb.	2015	2016	Comb.	2015	2016	Comb.
Nitrogen level (kg N fad. <sup>-1</sup> )	30	0.79 c	1.03 c	0.91	0.15 c	0.20 c	0.18	0.22 c	0.29 c	0.26
	45	1.00 b	1.32 b	1.16	0.18 b	0.25 b	0.22	0.30 b	0.38 b	0.34
	60	1.25 a	1.76 a	1.51	0.24 a	0.34 a	0.29	0.36 a	0.44 a	0.40

\* Means having the same letter within each column are not significantly differed at 0.05 level, according to Duncan's multiple range test.

climatic fluctuation and soil conditions. The same direction was observed by Sheoran *et al.* (2016), Abd El-Satar *et al.* (2017) and Ahmad *et al.* (2017). As for, Table 8 presented that protein yield superiority was for A-48 and A-47 genotypes and gave the highest value (0.33, 0.32 ton fad.<sup>-1</sup>) in 2016 season, but, A-45 genotype surpassed all genotypes and gave maximum value (0.23 ton fad.<sup>-1</sup>) of protein yield in 2015 season. According to combined over two season, superiorities were recorded to A-48 genotype which gave the highest values for, seed yield (1.42 ton fad.<sup>-1</sup>), protein yield (0.27 ton fad.<sup>-1</sup>) and oil yield (0.40 ton fad.<sup>-1</sup>). Similar results were reported by Hassan (2010), Yankov and Tahsin (2015) and Ali *et al.* (2012).

Fig. 7 observed that maximum seed yield ton fad.<sup>-1</sup> was reported in A-48 genotype with N3(60 kg N fad.<sup>-1</sup>) treatments followed by A-47 and A-34 genotypes with N3 (60 kg N fad.<sup>-1</sup>) while, minimum value of final seed yield ton fed.<sup>-1</sup> was observed in Giza-102 cultivar by N1(30 kg N fad.<sup>-1</sup>) in 2016 season.

Fig. 8 shows that maximum protein yield ton fad.<sup>-1</sup> was detected in A-48 with N3(60 kg N fad.<sup>-1</sup>) treatments followed by A-47 genotype with N3 (60 kg N fad.<sup>-1</sup>) while, minimum value of final protein yield ton fad.<sup>-1</sup> was observed in Giza-102 cultivar by N1(30 kg N fad.<sup>-1</sup>) at 2016 season.

**Table 8. Seed, protein and oil yields ton fad<sup>-1</sup> as affected by sunflower genotypes at 2015 and 2016 seasons.**

Treatment	Seed yield ton fad. <sup>-1</sup>			Protein yield ton fad. <sup>-1</sup>			Oil yield ton fad. <sup>-1</sup>		
	2015	2016	Comb.	2015	2016	Comb.	2015	2016	Comb.
<b>Giza-102</b>	1.19 a	1.23 d	1.21	0.20 bc	0.21 d	0.21	0.36 a	0.33 de	0.35
<b>Sakha-53</b>	0.89 d	1.39 c	1.14	0.18 c	0.27 b	0.23	0.27 de	0.39 bc	0.33
<b>A - 120</b>	0.99 bcd	1.21 d	1.10	0.19 bc	0.20 d	0.19	0.29 cd	0.32 e	0.31
<b>A - 34</b>	1.04 bc	1.36 c	1.20	0.19 bc	0.26 b	0.23	0.33 ab	0.40 b	0.37
<b>A - 44</b>	0.93 cd	1.23 d	1.08	0.17 c	0.24 c	0.21	0.21 f	0.32 e	0.27
<b>A - 45</b>	1.09 ab	1.30 cd	1.20	0.23 a	0.26 b	0.24	0.33 b	0.36 cd	0.35
<b>A - 47</b>	0.91 cd	1.52 b	1.22	0.17 c	0.32 a	0.25	0.25 e	0.39 bc	0.32
<b>A - 48</b>	1.09 ab	1.75 a	1.42	0.21 ab	0.33 a	0.27	0.31 bc	0.48 a	0.40

\* Means having the same letter within each column are not significantly differed at 0.05 level, according to Duncan's multiple range test.

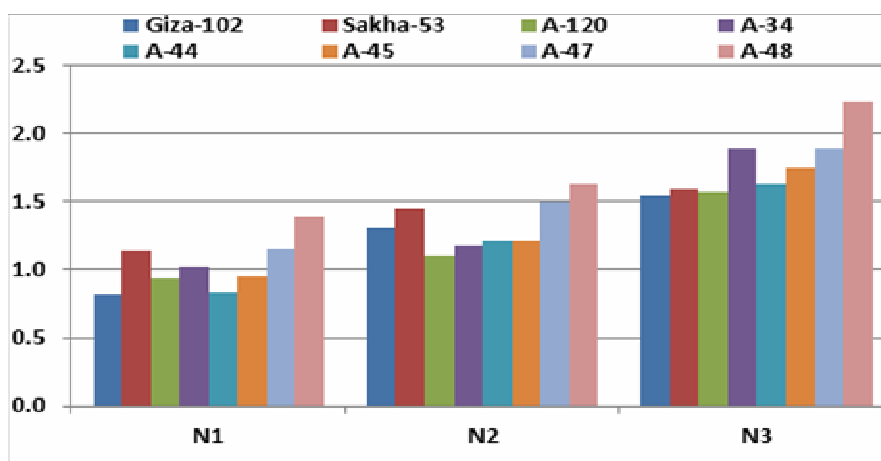
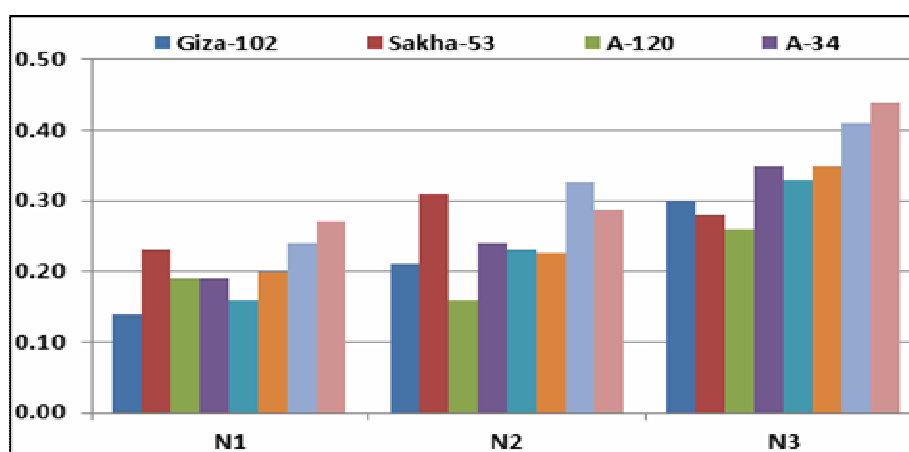
**Fig. 7. Seed yield as affected by the interaction between N fertilizer and sunflower genotypes at 2016 season.****Fig. 8. Protein yield as affected by the interaction between N fertilizer and sunflower genotypes at 2016 season.**

Fig. 9 presented that maximum oil yield ton fad<sup>-1</sup> was reported in Giza-102 cultivar with N3 (60 kg N fad<sup>-1</sup>) treatments, while, minimum value of final oil yield ton fad<sup>-1</sup> was observed in A-45 genotype by N1(30 kg N fad<sup>-1</sup>) at 2015 season.

Fig. 10 showed that maximum oil yield was reported in A-48 genotypes with N3(60 kg N fad<sup>-1</sup>) treatments followed by A-34 with N3 (60 kg N fad<sup>-1</sup>) while, minimum value of final oil yield ton fad<sup>-1</sup> was observed in Giza-102 cultivar and A-120 by N1(30 kg N fad<sup>-1</sup>) at 2016 season.

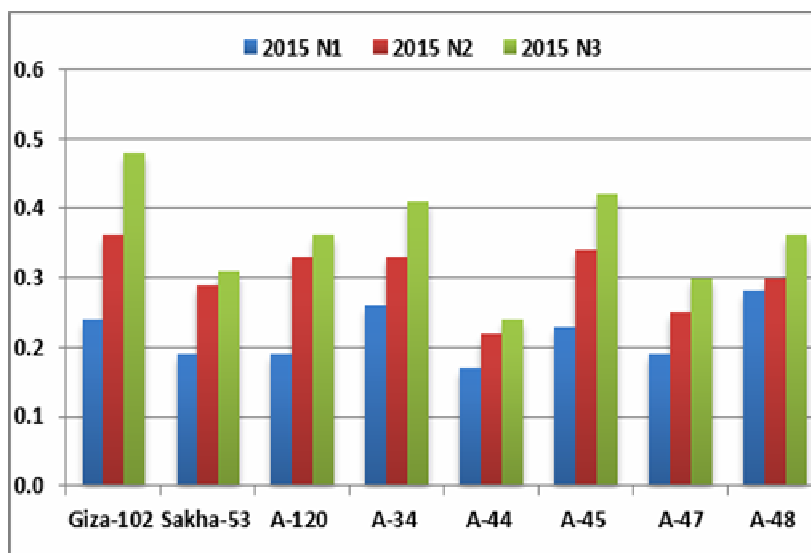


Fig. 9. Oil yield as affected by the interaction between N fertilizer and sunflower genotypes at 2015 season.

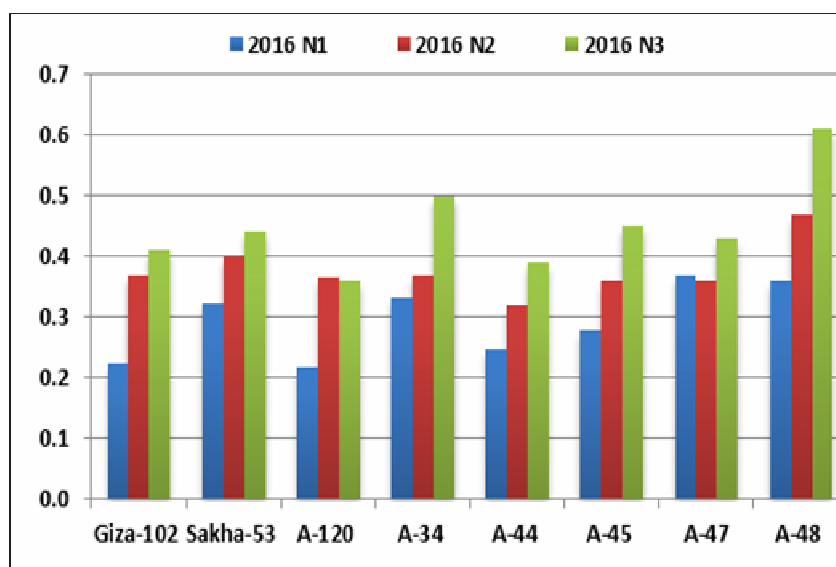


Fig. 10. Oil yield as affected by the interaction between N fertilizer and sunflower genotypes at 2016 season.

## REFERENCES

- Abd El-Lateef, A.A. (2012).** Effect of sowing dates and zinc foliar on the productivity of some sunflower cultivars at New valley. *Mansoura J. Plant Prod.*, 3 (10): 2595-2605.
- Abd El-Satar, M.A.; Ahmed, Asmaa, A.; Hassan, T.H.A. (2017).** Response of seed yield and fatty acid compositions for some sunflower genotypes to plant spacing and nitrogen fertilization. *Info. Proc. Agric.*, 4 (3): 241-252.
- Abdel-Motagally, F.M.F. and Osman, E.A. (2010).** Effect of nitrogen and potassium fertilization combinations on productivity of two Sunflower cultivars under East of El-Ewinate conditions. *Ame.-Eurasian J. Agric. and Environ. Sci.*, 8 (4): 397-401.
- Ahmad, M.I.; Ali, A.; Khan, A.; Sher, A.; Rashid, A.; Jamro, S. A.; Ur-Rahman, S. and Ahmed, S. (2017).** Nitrogen management of Diverse sunflower (*Helianthus annuus* L.) hybrids production under agro-Climatic conditions of Sargodha Pakistan. *Ame. J. Plant Sci.*, 8 (6): 1357-1367.
- Ali, A. and Ullah, S. (2012).** Effect of nitrogen on achene protein, oil, fatty acid profile, and yield of sunflower hybrids. *J. Agric. Res.*, 72 (4): 564-567.
- Ali, A.; Afza, M.; Rasool, I.; Hussain, S. and Ahmad, M. (2011).** Sunflower (*Helianthus annuus* L.) hybrids performance at different plant spacing under agro-ecological conditions of Sargodha, Pakistan. *Int. Conf. Food Eng. and Biotechnol. IPCBEE, IACSIT Press, Singapore*, 9:317-322.
- Alves, L.S.; Stark, E.M.L.M.; Zonta, E.; Fernandes, M.S.; Santos, A.M.D. and Souza, S.R.D. (2017).** Different nitrogen and boron levels influence the grain production and oil content of a sunflower cultivar. *Acta Scientiarum Agron.*, 39 (1): 59-66.
- AOAC (2012).** Official Method of analysis, kjeldahl method No. 984.13, Chapter 4, p. 31, 19<sup>th</sup> Ed. Tecator Application Notes AN 300.
- AOCS (2005).** Official Method Am 3-96, oil in oil seeds: Supercritical Fluid Extraction Method, Official Methods and Recommended Practices of the American Oil Chemists' Society, 5<sup>th</sup> Ed., edited by D. Firestone, AOCS Press, Champaign.
- Awais, M.; Wajid, A.; Ahmad, A.M.F. Saleem, M.U.; Bashir, U.; Saeed, J.; Hussain, M. and Rahman, H. (2015).** Nitrogen fertilization and narrow plant spacing stimulates sunflower productivity. *Turkish J. Field Crops*, 20 (1): 99- 108.
- Babaiy, J.; Abdi, M.; Saifzadeh, S. and Khiavi, M. (2009).** The effect of nitrogen fertilizer and bush density on seed yield and yield components of Asarco sunflower cultivar in Takes tan region, Iran. *J. New Agric. Sci.*, 4 (1): 4-23.
- Babu, S.; Rana, D.S.; Yadav, G.S. and Ansari, M. A. (2013).** Residual effect of sunflower (*Helianthus annuus* L.) stover and P management and direct effect of N and P on productivity, nutrient uptake and economics of spring sunflower. *Indian J. Agric. Sci.*, 83 (3): 272-78.
- Bagheri, F.; Kazemeini, S.A.; Bahrani, M.J. and Heidari, B. (2018).** Effect of nitrogen, wheat residues, and compost rates on the growth and yield of sunflower. *Ukrainian J. Ecol.*, 8 (1): 736-744.
- Bezerra, F.M.L.; Freitas, C.A.S.; Silva, A.R.A.; Mota, S.de.B. and Aquino, B.F.de. (2014).** Irrigation with domestic treated sewage and nitrogen fertilizing

- in sunflower cultivation. *Engenharia Agrícola*, 34 (6): 1186-1200.
- Braga, D.F.; Oliveira, F.H.T.; Santos, H.C.; Araújo, A.P. and Zonta, E. (2018).** Nitrogen and phosphorus fertilization of sunflower crop in alkaline Cambisol. *Revista Brasileira de Engenharia Agrícola e Ambiental*, 22 (2):101-106.
- Dhillon, B.S.; Sharma, P.; Sharma, S. and Sharma, S. (2017).** Oil yield and fatty acid composition of spring sunflower as affected by sowing date, Intra row spacing and nitrogen dose. *Indian J. Agric. Biochem.*, 30 (2): 135-140.
- Duncan, D.B. (1955).** Multiple range and multiple F. test. *Biometrics*, (11):1-24.
- El-Aref, Kh.A.O.; Abo-El-Hamd, A.S.A. and Abd El-Monem, A.M.A. (2011).** Influence of filter MUC cake fertilization under low levels of nitrogen on yield and its components for tow sunflower cultivars. *Mansoura J. Plant Prod.*, 2 (2):165 – 178.
- El-Sarag, Eman. I. (2007).** Influenced of plant population and nitrogen fertilization levels on performance of some sunflower cultivars under North Sinai condition. *Ann. Agric. Sci., Ain Shams Univ., Cairo*, 25 (1): 113-121.
- Freitas, C.A.S. de.; Silva, A.R.A. da; Bezerra, F.M.L.; Andrade, R.R. de; Mota, F.S.B.; Aquino, B.F. de.(2012).** Growth of irrigated sunflower under different water sources and nitrogen fertilization. *Revista Brasileira de Engenharia Agrícola e Ambiental*, 16 (10): 1031-1039.
- Gul, V. and Kara, K. (2015).** Effects of different nitrogen doses on yield and quality traits of common sunflower (*Helianthus annuus* L.). *Turkish J. Field Crops*, 20 (2): 159-165.
- Hama, S. J. (2015).** Response of growth, yield and yield components of two sunflower varieties (*Helianthus annuus* L.) to nitrogen fertilization. *J. Zankoi Sulaimani*, 17(4): 239-250.
- Hassan, T.H.A. (2010).** Bio and mineral fertilization studies on Sunflower under North Sinai conditions. Ph.D. Thesis, Fac. Environ. Agric. Sci., Suez Canal Univ., Egpt.
- Hilsnikovsky, L.; Kunzova, E.; Hejzman, M.; Skarpa, P. and Mensik, L. (2016).** Effect of nitrogen, boron, zinc and molybdenum application on yield of sunflower (*Helianthus annuus* L.) on Creyic Phaeozem in the Czech Republic. *Helia*, 39 (64): 91-111.
- Hussain, S.S.; Misger, F.A.; Kumar, A. and Baba, M.H. (2011).** Response of nitrogen and sulphur on biological and economic yield of sunflower (*Helianthus annuus* L.). *Res. J. Agric. Sci.*, 2 (2): 308-310.
- Ibrahim, H.M. (2012).** Response of some sunflower hybrids to different Levels of plant density. *Apcbeepcedia*, 4 (22): 175- 182.
- Iqrasan, Q.A.; Khan, S.U.; Khan, S.A.; Mehmood, A.; Bibi, Y.; Sher, A.; Khanand, H. and Jenks M.A. (2017).** Sunflower (*Helianthus annuus* L.) hybrids evaluation for oil quality and yield attributes under spring Planting Conditions of Haripur Pakistan. *Planta Daninha*, 35.
- Irika, M.; Kinama, J. M.; Habineza, M. and Pierre, J. (2018).** Assessment of inorganic and organic fertilizers regimes on yield and yield components of sunflower in Morogoro, Tanzania. *Int. J. Agron. and Agric. Res.*, 12(6): 83-93.
- Irika, M.A. (2015).** Effect of organic and inorganic nitrogen sources on growth, yield and oil content of sunflower

- grown in highly weathered soils of Morogoro. M.Sc. Thesis, Fac. Agric., Univ. Nairobi.
- Kandil, A.A.; Sharief, A.E.; Odam, A.M.A. (2017).** Response of some Sunflower hybrids (*Helianthus annuus*L.) to different nitrogen fertilizer Rates and plant densities. Int. J. Environ., Agric. and Biotechnol., 2 (6): 2456-1878.
- Kazemeini, S.A.; Ehsanjoo, M.A.; Talebbeigi, R.M. and Sadeghi, H. (2014).** Effects of nitrogen and rapeseed residues on grain yield and yield components of sunflower (*Helianthus annuus* L.) and weed growth. Iran Agric. Res., 33 (2): 11-20.
- Khandekar, S.D.; Ghotmukale, A.K.; Dambale, A.S. and Suryawanshi, S.B. (2018).** Response of Kharif Sunflower to bio fertilizers and different fertilizer levels. Int. J. Current Microbiol. and Appl. Sci., (6): 1558-1563.
- Killi, F. and Tekeli, F. (2016).** Seed yield and some yield components of Sunflower (*Helianthus annuus*L.) genotypes in Kahramanmaras (Turkey) conditions. J. Sci. and Eng. Res., 3 (4): 346- 349.
- Li, W.P.; Shi, H.B.; Zhu, K.; Zheng, Q. and Xu, Z. (2017).** The quality of sunflower seed oil changes in response to nitrogen fertilizer. Ame. Soc. Agron., 109 (6): 2499-2507.
- Mahrous, N.M.; Ragab, A.A.; Abotaleb, H.H.; Taha, M.H. and El-Metwally, M.S. (2014).** Effect of inorganic, organic and bio fertilizers on yield and yield components of sunflower under newly reclaimed soils. Int. J. Plant Prod., 5 (3): 427-441.
- Mehmet D.K. (2009).** The role the of hull in germination and salinity tolerance in some sunflower (*Helianthus annuus* L.) cultivars. Afr. J. Biotechnol., 8 (4): 597-600.
- Mollashahi, M.; Ganjali, H. and Fanaei, H. (2013).** Effect of different levels of nitrogen and potassium on yield, yield components and oil content of sunflower. Int. J. Farming and Allied Sci., 2 (S): 1237- 1240.
- Namvar, A.; Khandan, T. and Sojaei, M. (2012).** Effects of bio and chemical nitrogen fertilizer on grain and oil yield of sunflower (*Helianthus annuus* L.) under different rates of plant density. Ann. Biol. Res., 3 (2): 1125-1131.
- Nasim, W.; Ahmad, A.; Ahmad, S.; Nadeem, M.; Masood, N.; Shahid, M.; Mubeen, M.; Hoogenboom, G. and Fahad S. (2017).** Response of sunflower hybrids to nitrogen application grown under different agro-environments. J. Plant Nutr., 40 (1): 82– 92.
- Nasim, W.; Ahmad, A.; Bano, A.; Olatinwo, R.; Usman, M.; Khaliq, T.; Wajid, A.; Hammad, H.M.; Mubeen, M. and Hussain, M. (2012).** Effect of nitrogen on yield and oil quality of sunflower (*Helianthus annuus* L.) hybrids under sub humid conditions of Pakistan. Ame. J. Plant Sci., 3 (40): 243-251.
- Ozturk, E.; Polat, T. and Sezek, N. (2017).** The effect of sowing date and nitrogen fertilizer form on growth, yield and yield components in sunflower. Turkish J. Field Crops, 22 (1): 143-151.
- Patil, V.D.; Bavalgave, V.G.; Waghmare, M.S.; Kagne, S.V. and Kesare, B.J. (2009).** Effect of fertilizer doses on yield and quality of sunflower hybrids. Int. J. Agric. Sci., 5 (1): 40-42.
- Popa, M.; Anton, G.F.; Risnoveanu, L.; Petcu, E. and Babeanu, N. (2017).** The effect of planting date and climatic

- condition on oil content and fatty acid composition in some Romania sunflower hybrids, 6 (1): 2285-5718.
- Rasool, F.U.; Hassan, B. and Jahangir, A. (2013).** Growth and yield of sunflower (*Helianthus annuus* L.) as influenced by nitrogen, sulphur and farmyard manure under temperate conditions. SAARC J. Agric. Bangladesh, 11 (1): 81-89.
- Ravishankar, G. and Malligawad, L.H. (2017).** Response of sunflower to different N/P fertilizer ratios and levels of nitrogen and phosphorus. Int. J. Current Microbiol. and Appl. Sci., 6 (8): 980-986.
- Russell, D. F. (1991).** MSTAT C, Director Crop and Soil Sciences Dept. Michigan State Univ. USA. version 2.10 .
- Salih, M.N.T. (2013).** Response of sunflower (*Helianthus annuus* L.) to phosphorus and nitrogen fertilization under rainfed conditions, Blue Nile State- Sudan. Helia, 36 (58) :101-110.
- Saif Ullah, K.P.; Ahmed, S.; Khan, R. and Sohail, A. (2018) .** Assessment of Different Sunflower Genotypes under Agro-Climatic Conditions of District Malakand. Current Trends in Biomed. Eng. and Biosci., 11 (2): 2572-1151.
- Schultz, E.; De, Sutter. T.; Sharma, L.; Endres, G.; Ashley, R.; Bu, H.; Markell, S.; Kraklau, A. and Franzen, D. (2018).** Response of sunflower to nitrogen and phosphorus in North Dakota. Published Agron. J., 110 (2): 1-11.
- Schultz, E.C. (2016).** Nitrogen and phosphorus recalibration for sunflower in North Dakota. M.Sc. Thesis, Fac. North Dakota State, Univ. Agric. and Appl. Sci.
- Seassau, C.; Dechamp-Gullaume, G.; Mestries, E. and Debaeke P. (2010).** Nitrogen and water management can limit premature ripening of sunflower induced by *Phomamacdonaldii*. Field Crop Res., 115 (1): 99-106.
- SEAS (2017)** Statistics of the Economic Affairs Sector, Minist. Agric., Dept. Crops Research, Field Crops Res. Inst., Agric. Res. Cent.
- Shehzad, M.A. and Maqsood, M. (2015).** Integrated nitrogen and boron fertilization improves the productivity and oil quality of sunflower grown in a calcareous soil. Turkish J. Field Crops, 20 (2): 213-222.
- Sheoran, P.; Sardana, V.; Sher, S.; Kumar, A.; Mann, A. and Sharma, P. (2016).** Agronomic and physiological assessment of nitrogen use, uptake and acquisition in sunflower. Int. J. Plant Prod., 10 (2): 1735-8043.
- Sincik, M.; Goksoy, A.T. and Dogan, R. (2013).** Responses of Sunflower (*Helianthus annuus* L.) to irrigation and Nitrogen Fertilization Rates. Zemdirbyste-Agric., 100 (2): 151-158.
- Snedecor, G.W. and Cochran W.G. (1990).** Statistical Method. 7<sup>th</sup> Ed. Iowa State University. Press, Ames-lows, USA, 507.
- Süzer, S. (2010).** Effects of nitrogen and plant density on dwarf sunflower hybrids. Helia, 33(53): 207-214.
- Taha, M.A.; Ali, A.A.G.; Zeiton, O.A. and Geweifel, H.G.M. (2010).** Some agronomic factors affecting productivity and quality of sunflower (*Helianthus annuus* L.) in newly cultivated sandy soil. Zagazig J. Agric. Res., 37(3): 505-532.
- Yankov B. and Tahsin N. (2015).** Genetic variability and correlation studies in some drought-resistant sunflower (*Helianthus annuus* L.) genotypes J. Cent. Europ. Agric., 16 (2): 212-220.



**Yasin, M.; Mahmood, A.; Ali, A.; Aziz, M.; Javaid, M.M.; Iqbal, Z.; Tanveer, A. (2013).** Impact of varying planting patterns and fertilizer application strategies on autumn planted sunflower hybrid. *Cercetari Agron. Moldova*, 46 (2): 39–51.

**Zeng, W.; Xu, C.; Wu, J.; Huang, J.; Zhao, Q. and We, M.S. (2014).** Impacts of Salinity and Nitrogen on the

Photosynthetic Rate and Growth of Sunflowers (*Helianthus annuus* L.). *El-Sevier J.*, 24 (5): 635-644.

**Zheljazkov, V.D.; Vick, B.A.; Baldwin, B.S.; Buehring, N.; Coker, C.; Astatkie, T. and Johnson, B. (2011).** Oil productivity and composition of sunflower as a function of hybrid and planting date. *Industrial Crops and Prod.*, 33 (27): 537-543.

## المخلص العربي

## استجابة بعض التراكيب الوراثية لزهرة الشمس لمستويات التسميد النيتروجيني

أمل محمد متولي<sup>١</sup>، فوقيه محمد أحمد سالم<sup>٢</sup>، صبري محمود سليم اليماني<sup>١</sup>، إيمان إسماعيل السراج<sup>٢</sup>

١- قسم بحوث المحاصيل الزيتية، معهد بحوث المحاصيل الحقلية، مركز البحوث الزراعية، مصر.

٢- فرع المحاصيل - قسم الإنتاج النباتي، كلية العلوم الزراعية البيئية، جامعة العريش، مصر.

يعتبر نبات زهرة الشمس من أهم المحاصيل الزيتية، حيث يقع ترتيبه في المرتبة الرابعة في إنتاج الزيت بعد الفول السوداني وفول الصويا والكانولا، وانطلاقاً من أهمية هذا المحصول، فقد أجريت هذه الدراسة بهدف دراسة تأثير ثلاث مستويات من التسميد النيتروجيني (٣٠، ٤٥ و ٦٠ كجم نيتروجين للفدان) علي ٨ تراكيب وراثية من بينهم صنفين من نبات زهرة الشمس (سحا ٥٣، وجيزة ١٠٢) مقارنة مع ٦ تراكيب وراثية (ع ٣٤، ع ٤٤، ع ٤٥، ع ٤٧، ع ٤٨ وسلالة ١٢٠) من نبات زهرة الشمس وذلك تحت ظروف شمال سيناء في صيف موسمي ٢٠١٥ و ٢٠١٦م/ اشتملت الدراسة علي ٢٤ معاملة عبارة عن محصلة ثلاث مستويات من التسميد النيتروجيني (٣٠، ٤٥ و ٦٠ كجم نيتروجين للفدان) و ٨ تراكيب وراثية من نبات زهرة الشمس، كانت أهم النتائج التي توصلت إليها الدراسة هي أن زيادة مستويات التسميد النيتروجيني تؤدي إلي زيادة المحصول ومكوناته وزيادة نسبة البروتين بالبذرة، بينما يقل محتوى الزيت بالبذور، أعطى التركيب الوراثي ع ٤٨ أعلى قيمة عند التسميد بمعدل ٦٠ كجم نيتروجين للفدان في (وزن ١٠٠ بذرة، وزن بذور القرص، محصول الزيت والبروتين والبذور في الموسم ٢٠١٦، كما تفوق صنف جيزة ١٠٢ بالتسميد بمعدل ٦٠ كجم نيتروجين للفدان في وزن ١٠٠ بذرة، وزن بذور القرص، محصول الزيت والبروتين والبذور في الموسم ٢٠١٥، وأخيراً خلصت الدراسة إلى أن تسميد التركيب الوراثي ع ٤٨ بمعدل ٦٠ كجم نيتروجين للفدان يعتبر أفضل معاملة تحت ظروف شمال سيناء.

**الكلمات الإسترشادية:** التراكيب الوراثية، نبات زهرة الشمس، التسميد النيتروجيني.

## المحكمون:

١- أ.د. عبدالستار عبدالقادر الخواجة

٢- أ.د. محمد عبدالحميد البرماوي

أستاذ المحاصيل، كلية الزراعة، جامعة الزقازيق، مصر.

أستاذ المحاصيل، كلية الزراعة، جامعة قناة السويس، مصر.