



## Synthesis and Characterization of Linear Thermally Stable Polyester Contain Schiff Bases



Ahmed. M. Abbas<sup>\*1</sup>, Ayman Saeed Mohammed Taib<sup>2</sup>, Noor H.M. Saeed<sup>2</sup>

<sup>1</sup>Department of Chemistry, College of Science, University of Misan, Maysan, Iraq

<sup>2</sup>Department of Chemistry, College of Education for Pure Science, University of Mosul, Mosul, Iraq.

**A**COPOLYMERS are important compounds today because of their wide applications in various industrial and medical fields and in other fields. Therefore, the study of preparing many of these polymers has been studied. This research involved preparing linear polyester contain Schiff-base unit by interfacial polycondensation three type diacid chloride (Succinoyl Chloride, Adipoyl Chloride and sebacoyl Chloride) in a chloroform /water system employing phase transfer catalyst with monomer containing two hydroxyl which is derived from a 4-hydroxy aniline reacted with a 4-hydroxy benzaldehyde monomer. The monomer (EM1) and polyester (EM2, EM3, and EM4) were characterized by FTIR, <sup>1</sup>H NMR, <sup>13</sup>C NMR and TGA analysis. The polyester–Schiff base so obtained show good thermal stability.

**Keyword:** Polyester, Schiff base, Interfacial polycondensation, Phase transfer catalyst, FTIR, <sup>1</sup>H NMR, <sup>13</sup>C NMR and TGA analysis.

### Introduction

The word polymer is derived from the Greek poly and meros, meaning many and parts, respectively. Some scientists prefer to use the word macromolecule, or large molecule, instead of polymer [1]. The polymerization process is the formation of a polymer molecule, at which time the chain is constructed continuously [2, 3]. If the resulting polymer has more than one molecule in the chain, it is usually referred to as a copolymer[3]. Polymerization mechanisms include the conversion of monomers into a large multiple of themselves. Copolymerization can take place if two or more such monomers contributed to the creation of a high molar mass compound. The polymerization can be predictable if the olefinic compounds existing in the initial material. Polymers can be formed by a wide variety of processing techniques that include bulk, solution, suspension, emulsion, and precipitation methods[4]. Polymerization processes typically have the characters of fast reaction rate, the high viscosity of reaction mixture, and is highly

exothermic. Thus, properly control heat transfer is very critical for controlling the polymerization reaction. It is also the most important factor for reactor selection and design and selecting the polymerization process and conditions [5]. Through the interaction of small molecules (Monomers) with each other to give either linear polymers is a long continuous chain or network polymers formed as a result of the chemical interaction between linear polymer chains or three-dimensional fish-net configuration polymers from build-up from monomeric resinous reactants [6]. The process of interaction is called cross-linking and is the main distinguishing element of a thermosetting material. The “thermo” implies that the cross-linking proceeds through the influence of heat energy input, although, much cross-linking occurs at room temperature (25°C, 77°F) and below. In recent years, some researchers have chosen to describe thermosets that cross-link at or below room temperature as “chemosets,” although this term has not been universally accepted. The “setting” term references the fact

\* Corresponding author email: [ahmedjmn@uomisan.edu.iq](mailto:ahmedjmn@uomisan.edu.iq)

Received 20/3/2020; Accepted 7/4/2020

DOI: 10.21608/ejchem.2020.25217.2526

©2020 National Information and Documentation Center (NIDOC)

that an irreversible reaction has occurred on a macro scale [7, 34]. The polymerization process occurs in three distinct steps:

1. Chain initiation: an initiator which starts the polymerization process. The reactive initiation molecule can be a radical, cation, anion or/and organometallic complex.
2. Chain propagation: a monomer adds onto the chain and each new monomer unit creates an active site for the next attachment.
3. Chain termination: the radical, cation or anion is "neutralized" stopping the chain propagation [8].

Polymeric Schiff bases, which are also called Polyazomethines, have been the subject of research for more than five decades [9]. They are synthesized by polycondensation reaction between diamine and dialdehyde or diketone [10]. They are an important category of compounds and useful complexing ligands for a number of transition metal ions and indicate paramagnetism, semiconducting and resistance to high energy [11,12]. They are used to prepare composite materials having high resistance at high temperatures, thermostabilized, photoresistors, flame resistance materials, and components of electrochemical cells. The Schiff base polymers demonstrate antimicrobial activity against bacteria, yeast, and fungi. Thus these can be used for the purification of industrial contaminants from heavy metals and microbiological organisms and are significant for environmental applications [13-15, 28, 31]. The polymeric Schiff bases are attractive polymers, but they indicate poor solubility in common organic solvents and are difficult to liquefy for practical applications in various fields [16]. Organic polymers generally have long-term stability and good flexibility [17]. The polyester-amides are a particular class of polymers possessing a special structure due to the regular presence of ester and amide groups in the same macromolecular chain, which gives them the properties intermediate between the polyester and polyamide. Polyesteramides (PEA) seem to be very promising materials combining the favorable properties of aromatic polyesters and polyamides [18]. Ethylene propylene diene monomer rubber (EPDM), which has a small amount of a third monomer, a diene (two carbon-carbon double bonds in it). The diene monomer leaves a small amount of unsaturation in the polymer chain that can be used for sulfur cross-

linking [19]. Polymerization in a suspended solution medium [20] this polymerization is usually done in a liquid medium, which is water. Polymerization in suspended solutions has several preferences in relation to other methods, including:

- Heat can be easily regulated.
- The reaction speed is great.
- Spreading the product inside the solution with a small distance.
- High degree of polymerization.
- Not to use expensive organic solutions [27].

Studies show that the uses of unsaturated polyester in working life are varied and numerous, as the distinctive properties of this substance made it popular in many industrial applications.

## **Experimental**

### *Chemical and Equipment*

Succinic acid, Adipic acid, Sebacic acid, Sodium hydroxide and 4-hydroxy benzaldehyde were obtained from Aldrich Chemical Ltd., Citramide (cetyl-triethylammonium bromide) and 4-Aminophenol from Alfa Aesar. Solvents were purchased from Fluke. Succinyl chloride (SUCI), Adipoyl chloride (ADCI) and Sebacoyl chloride (SECI) were obtained from the condensation reaction of their corresponding dicarboxylic acids with thionyl chloride, in the presence 1 ml of pyridine as a catalyst for 12 hours. These products were crystallized by heptane. The melting points were measured on an SMP30-Melting Point Apparatus and were uncorrected. <sup>1</sup>H NMR spectra were recorded on nucleic magnetic resonance model ultra-shield 400MHz, Varian Co., USA, using TMS as internal reference and DMSO-d<sub>6</sub> as solvent. IR spectra were recorded on Shimadzu FT-IR 8400S Spectrophotometer., Germany, by using KBr discs. Q50 thermo gravimetric analyzer from TA Instruments.

### *Synthesis of EMI compounds [29, 32]*

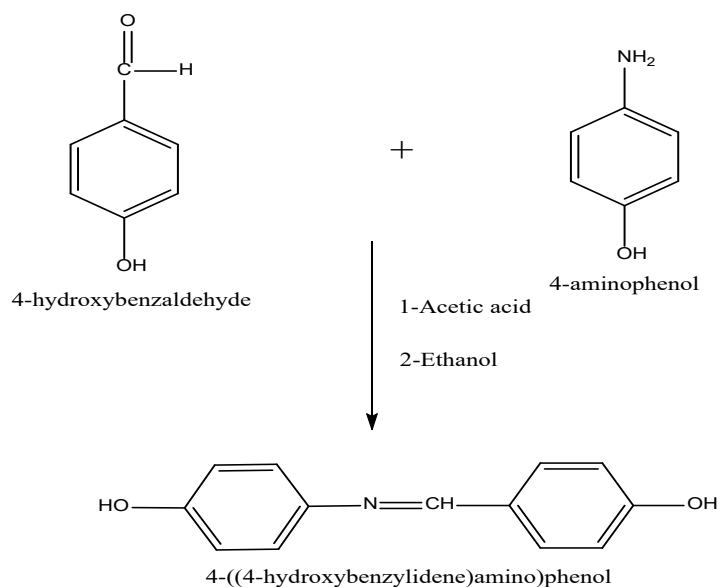
4-[4-hydroxybenzylidene) amino] phenol was synthesized by an equimolar mixture of 5 mM of 4-hydroxybenzaldehyde in 10 ml ethanol (absolute) and 5 mM of 4-aminophenol dissolved in 10 ml ethanol were transferred into a 100 ml round bottom flask equipped with condenser and a magnetic stir bar. Then two drops of glacial acetic acid was added as shown in Scheme I. The reaction mixture was refluxed with continuous stirring

for 4 hour under nitrogen atmosphere, after this step cool the mixture to room temperature and leave it a crash ice bath. The precipitated product was collected by filtration, washed with ethanol and dried in a vacuum oven at 60°C for 2 h. A yellow product was obtained in 96% yield with a melting point 212°C, the physical and chemicals properties show in Table (1 & 2) and figure 9.

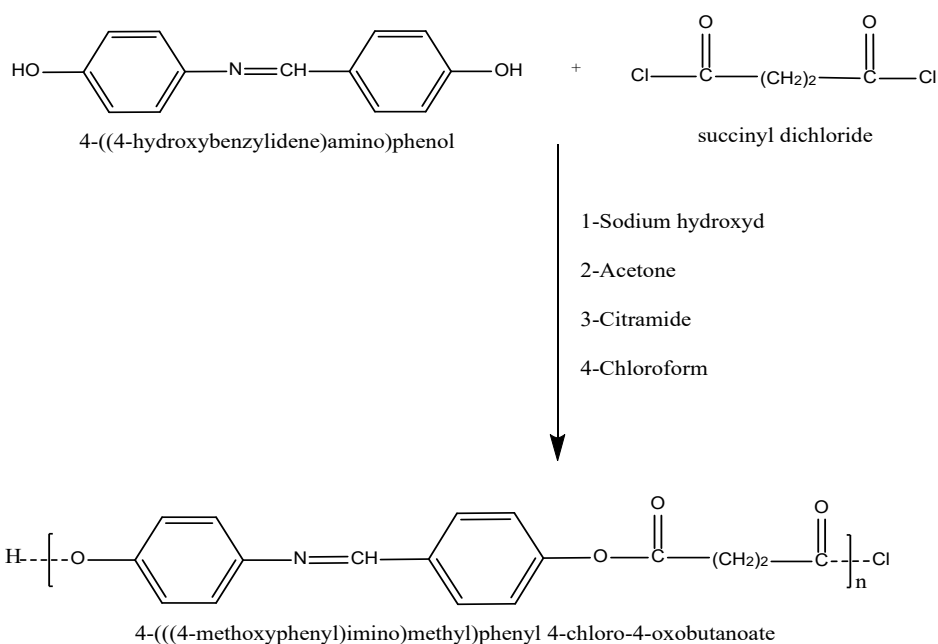
*Synthesis of EM2 compounds [21, 32]*

Succinyl chloride (SUCI) and 4-[4-hydroxybenzylidene) amino] phenol was polymerized

using interfacial polycondensation with chloroform – water interphase system and citramide as phase transfer catalyſt. In a round bottom flask mixed 25 mM of sodium hydroxide dissolved in 10 ml of water with 12.5 mM of 4-[4-hydroxy benzylidene) amino] phenol, 25 mg citramide (phase transfer catalyſt) dissolved in 10 ml of water was added. The organic phase was prepared by dissolved 12.5 mM (SUCI) in 35 ml of chloroform, the organic phase was added to water phase rapidly mixing in room temperature



**Scheme I**



**Scheme II**

with stirrer after 5 min. add (35 ml) from acetone as shown in Scheme II. The polymer was separated by filtration and washed with acetone and distilled water to removed un-reacted starting material and second product such as sodium chloride. The product was dried in a vacuum oven at 60°C for 1 h. the physical and chemicals properties show in Table (1 & 2) and Figure 9.

#### Synthesis of EM3 compounds [22, 32]

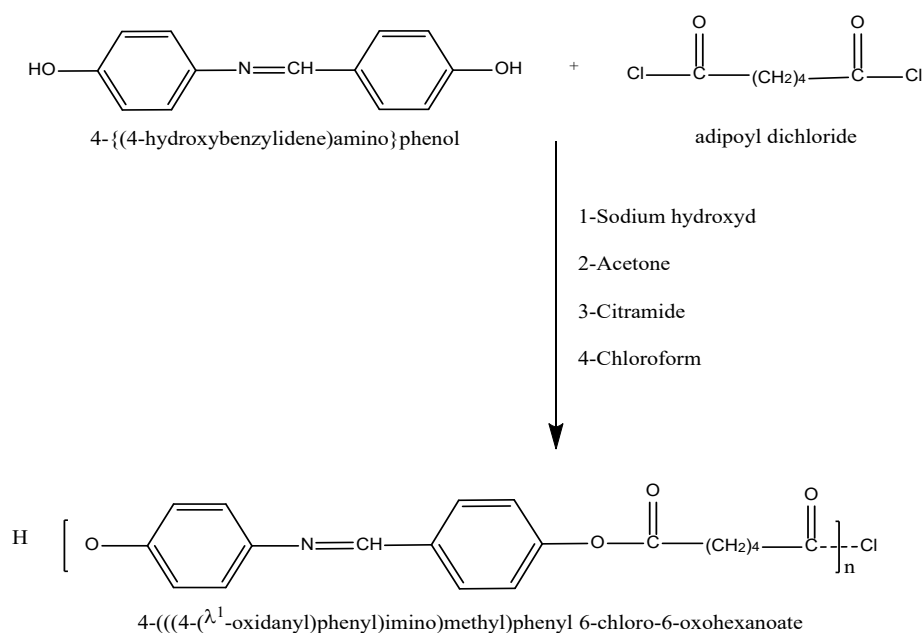
Adipoyl chloride (ADCI) and 4-[4-hydroxy benzylidene) amino] phenol was polymerized using interfacial polycondensation with chloroform – water interphase system and citramide as phase transfer catalyst. In a round bottom flask mixed 25 mM of sodium hydroxide dissolved in 10 ml of water with 12.5 mM of 4-[4-hydroxy benzylidene) amino] phenol, 25 mg citramide (phase transfer catalyst) dissolved in 10 ml of water was added. The organic phase was prepared by dissolved 12.5 mM (ADCI) in 35 ml of chloroform, the organic phase was added to water phase rapidly mixing in room temperature with stirrer after 5 min. add (35 ml) from acetone as shown in Scheme III. The polymer was separated by filtration and washed with acetone and distilled water to removed un-reacted starting material and second product such as sodium chloride. The product was dried in a vacuum oven at 60°C for 1 h. the physical and chemicals properties show in Table (1 & 2) and Figure 9.

#### Synthesis of EM4 compounds [23, 24, 32]

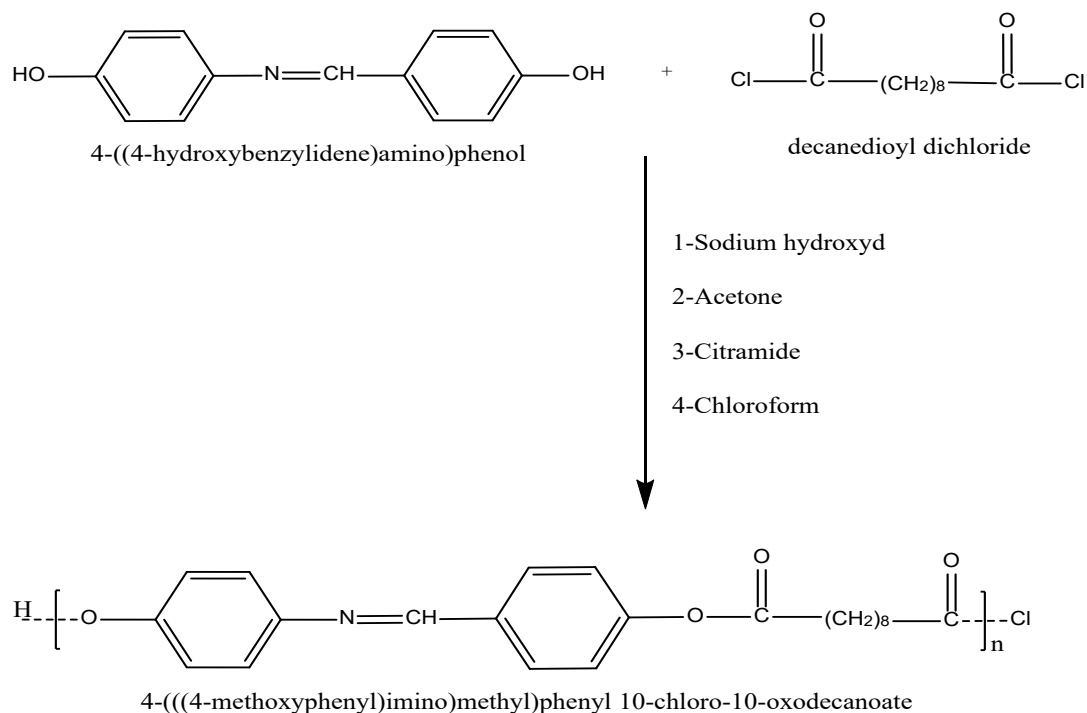
Sebacoyl chloride (SECI) and 4-[4-hydroxy benzylidene) amino] phenol was polymerized using interfacial polycondensation with chloroform – water interphase system and citramide as phase transfer catalyst. In a round bottom flask mixed 25 mM of sodium hydroxide dissolved in 10 ml of water with 12.5 mM of 4-[4-hydroxy benzylidene) amino] phenol, 25 mg citramide (phase transfer catalyst) dissolved in 10 ml of water was added. The organic phase was prepared by dissolved 12.5 mM (SECI) in 35 ml of chloroform, the organic phase was added to water phase rapidly mixing in room temperature with stirrer after 5 min. add (35 ml) from acetone as shown in Scheme IV. The polymer was separated by filtration and washed with acetone and distilled water to removed un-reacted starting material and second product such as sodium chloride. The product was dried in a vacuum oven at 60°C for 1 h. the physical and chemicals properties show in table (1 & 2) and figure 9. The general steps for synthesis compounds summarized In Scheme V.

### Result and Discussion

In this study the synthesis of some substituted polymer from 4-hydroxy benzaldehyde with 4-hydroxy aniline in abs. ethanol with glacial acetic acid to give (4-hydroxy benzylidene) aminophenol (EM1) the product name is Schiff base the reaction mechanism [33] show as follow in Scheme VI.



Scheme III



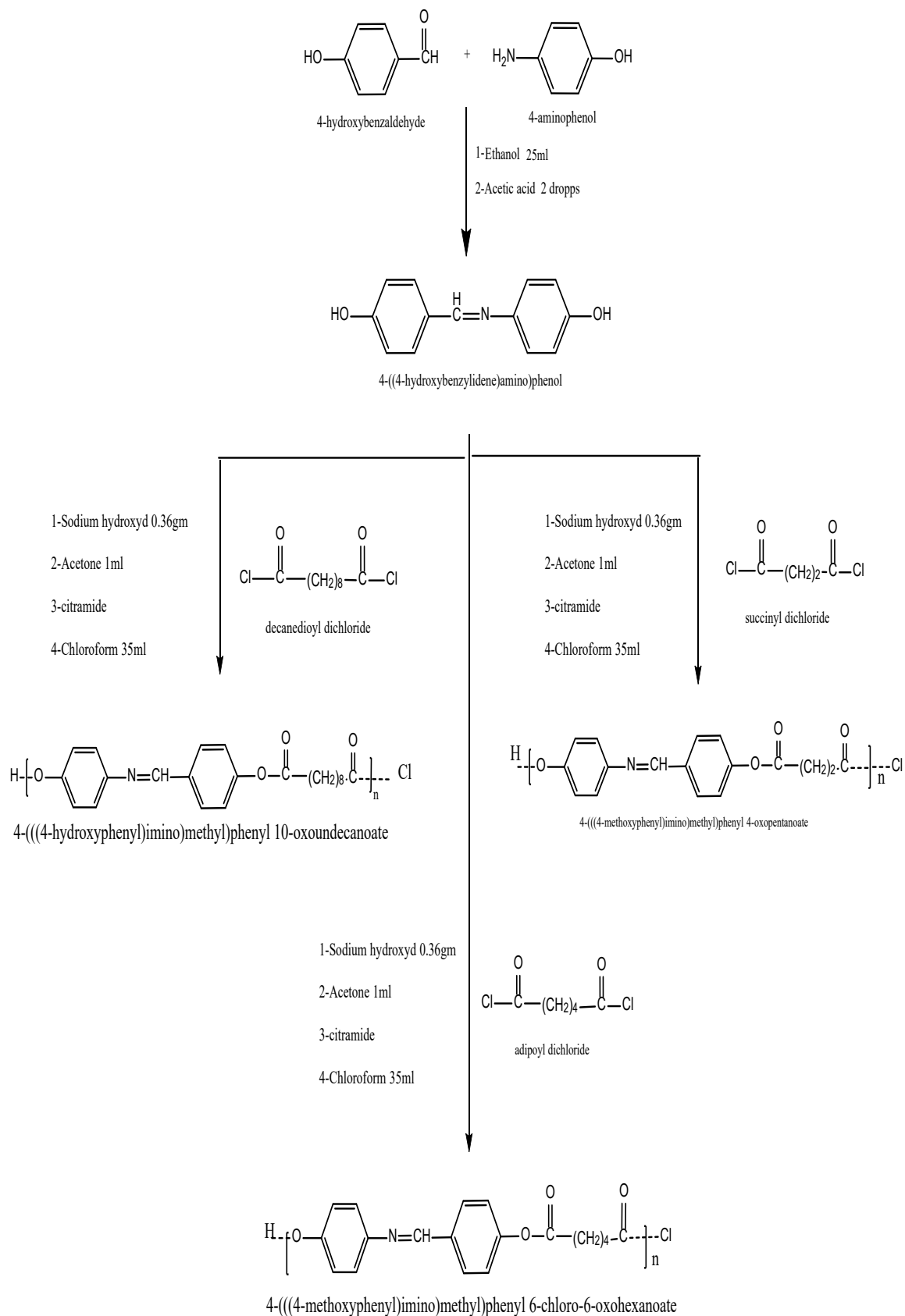
Scheme IV

TABLE 1.physical properties and Melting Point

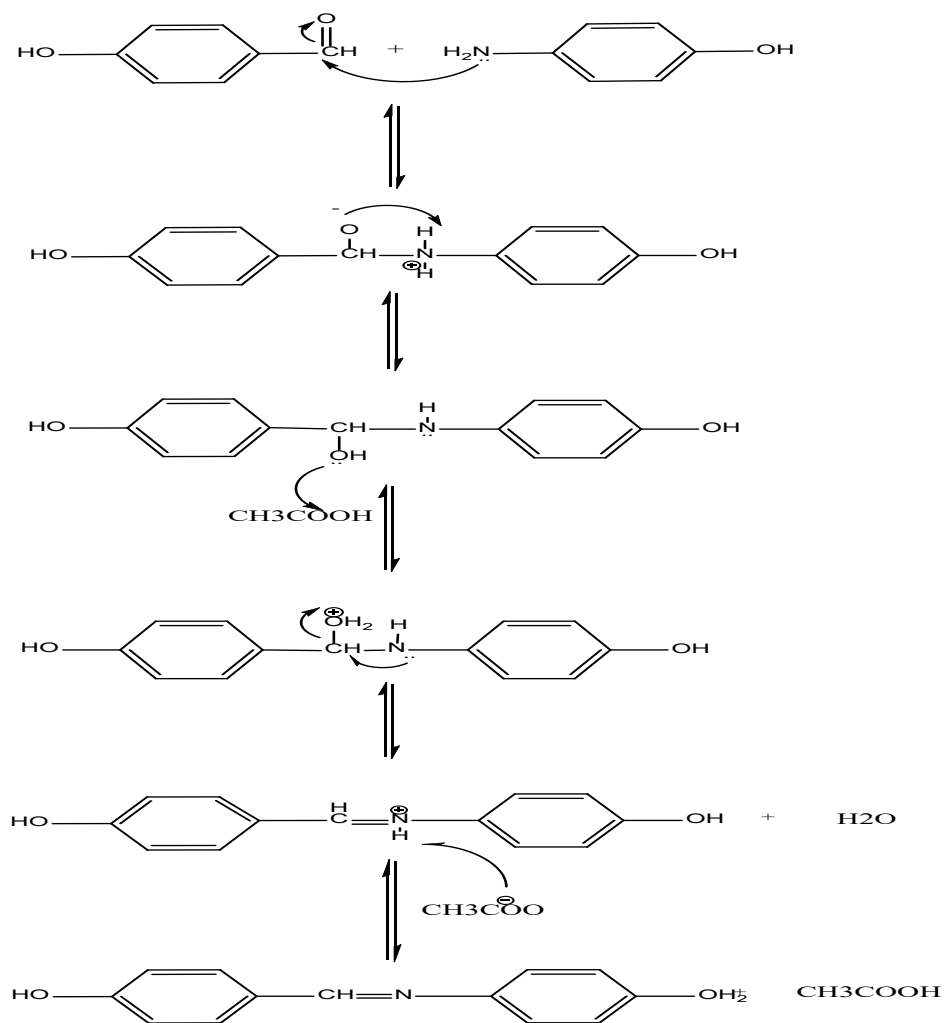
No. of Compound	M.P. °C	Time of reaction(min)	Color	Yield %
EM1	214-215	240	Yellow	83
EM2	200-202	5	Brown	78
EM3	189-191	5	Pale Brown	86
EM4	205-206	5	Brown	84

The Infrared spectra of compound (EM1) showed absorption wide broadcasts at 3300-3500  $\text{cm}^{-1}$  for OH and absorption at 3001  $\text{cm}^{-1}$  for C-H aromatic and absorption at 2823-8373  $\text{cm}^{-1}$  for C-H aliphatic and absorption stretch C=N strong pack at 1641  $\text{cm}^{-1}$ . the  $^1\text{H}$  NMR compound (EM1) show a singlet at  $\delta$ 2.55 for benzedine proton, triplet at  $\delta$ 6.46 for C2&C6 aminophenol ring and double doublet  $\delta$ 6.75 for C3&C5 aminophenol ring, doublet at  $\delta$ 7.15 for C3&C5 benzedinephenol ring, doublet at  $\delta$ 7.74 for C2&C6 benzedinephenol ring and two singlet pike at  $\delta$ 8.45 & 9.77 for OH phenolic proton. These interpretations match the literature[25] the  $^1\text{H}$  NMR &  $^{13}\text{C}$  NMR properties show in table (3&4). Figure (1&2) show the  $^1\text{H}$  NMR &  $^{13}\text{C}$  NMR spectrum for compound (EM1).

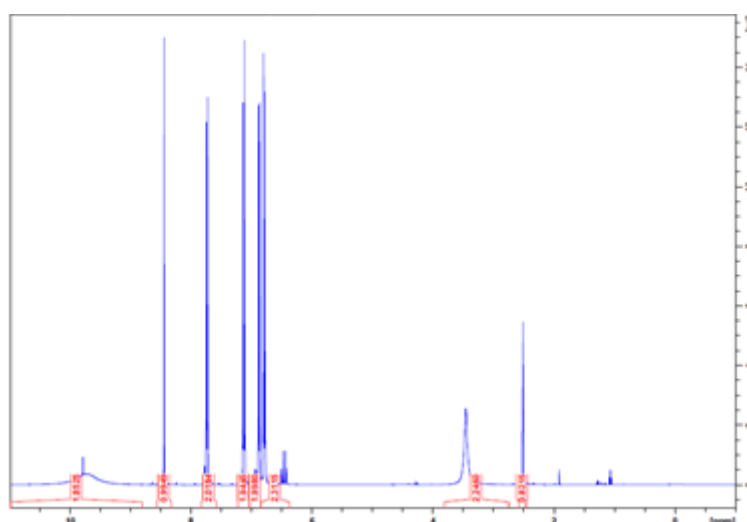
Compound (EM2) propertied by react the 4-(4-hydroxybenzylidene) with Adipoyl Chloride in acetone, citramide sodium hydroxide and chloroform to give polymer compound. The Infrared spectra of compound (EM2) showed absorption wide broadcasts at 3066  $\text{cm}^{-1}$  for C-H aromatic and absorption at 2945-2872  $\text{cm}^{-1}$  for C-H aliphatic and absorption stretch C=O pack at 1753  $\text{cm}^{-1}$  and absorption stretch C=N strong pack at 1682  $\text{cm}^{-1}$  and last stretch C-O-C two pack at 1199, 1124  $\text{cm}^{-1}$ . the  $^1\text{H}$  NMR compound (EM2) show disappearance of OH phenolic signal and appearance of multiple signals of  $(\text{CH}_2)$ . the  $^1\text{H}$  NMR &  $^{13}\text{C}$  NMR properties show in table (3&4). Figure (3 &4) show the  $^1\text{H}$  NMR &  $^{13}\text{C}$  NMR spectrum for compound (EM2).



Scheme V



Scheme VI

Fig.1.  $^1\text{H}$  NMR spectrum of EM1 compound

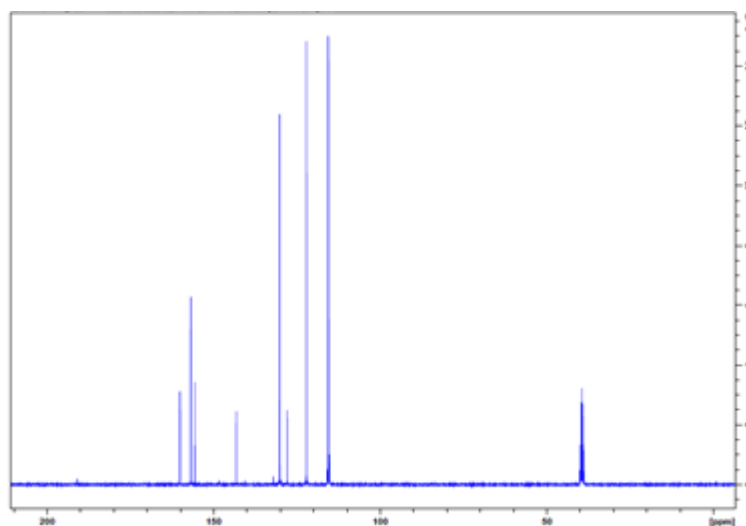


Fig. 2. <sup>13</sup>C NMR spectrum of EM1 compound

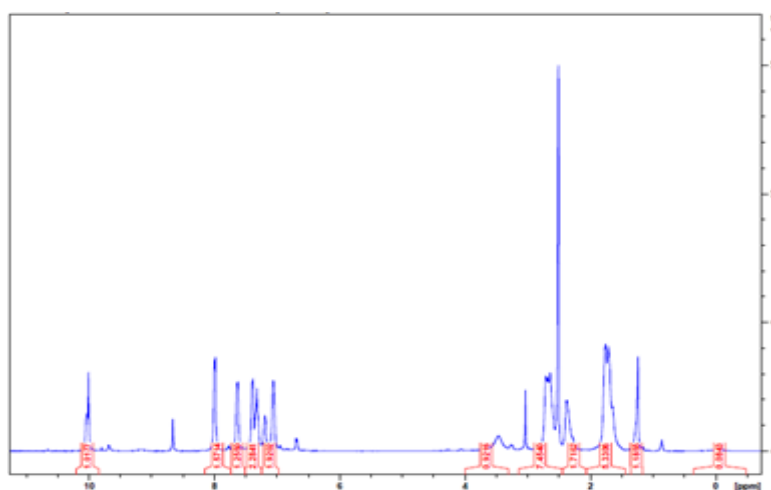


Fig.3. <sup>1</sup>H NMR spectrum of EM2 compound

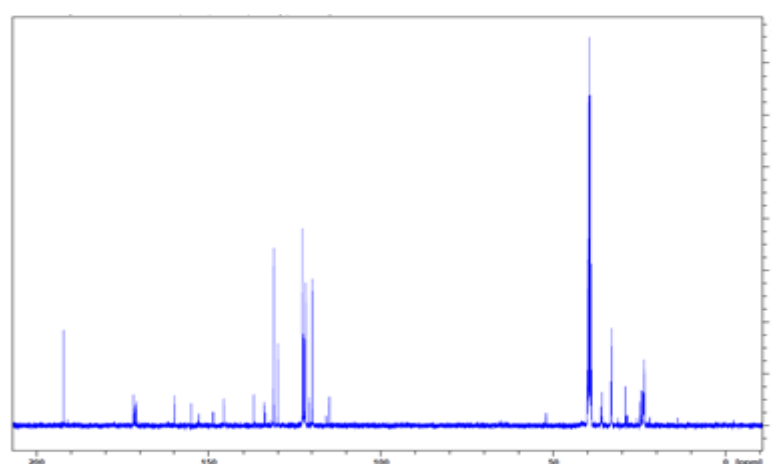


Fig.4. <sup>13</sup>C NMR spectrum of EM2 compound



Compound (EM3) prepared by reacting the 4-(4-hydroxybenzylidene) with Succinoyl Chloride in acetone, citramide sodium hydroxide and chloroform to give polymer compound. The Infrared spectra of compound (EM3) showed absorption wide broadcasts at  $3068\text{ cm}^{-1}$  for C-H aromatic and absorption at  $2929\text{--}2854\text{ cm}^{-1}$  for C-H aliphatic and absorption stretch C=O peak at  $1751\text{ cm}^{-1}$  and absorption stretch C=N strong peak at  $1684\text{ cm}^{-1}$  and last stretch C-O-C two peak at  $1197, 1132\text{ cm}^{-1}$ . The  $^1\text{H}$  NMR compound (EM3) show disappearance of OH phenolic signal and appearance of multiple signals of  $(\text{CH}_2)$ . The  $^1\text{H}$

NMR &  $^{13}\text{C}$  NMR properties show in table (3&4). Figure (5 &6) show the  $^1\text{H}$  NMR &  $^{13}\text{C}$  NMR spectrum for compound (EM3).

Compound (EM4) prepared by reacting the 4-(4-hydroxybenzylidene) with Sebacoyl Chloride in acetone, citramide sodium hydroxide and chloroform to give polymer compound. The Infrared spectra of compound (EM4) showed absorption wide broadcasts at  $3050\text{ cm}^{-1}$  for C-H aromatic and absorption at  $2928\text{--}2850\text{ cm}^{-1}$  for C-H aliphatic and absorption stretch C=O peak at  $1747\text{ cm}^{-1}$  and absorption stretch C=N strong peak at  $1685\text{ cm}^{-1}$  and last stretch C-O-C two peak at

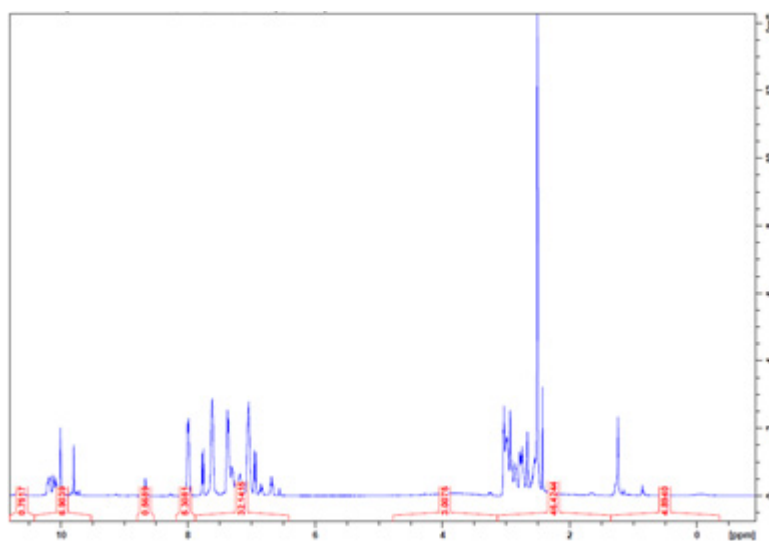


Fig.5.  $^1\text{H}$  NMR spectrum of EM3 compound

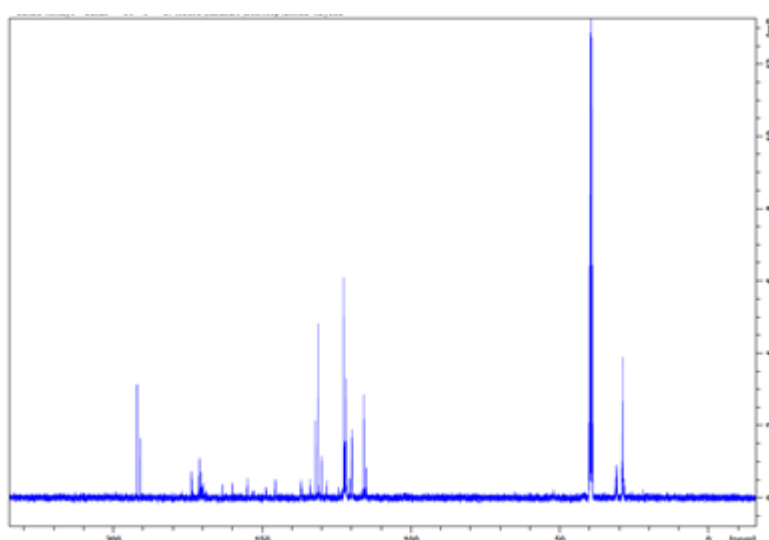


Fig.6.  $^{13}\text{C}$  NMR spectrum of EM3 compound

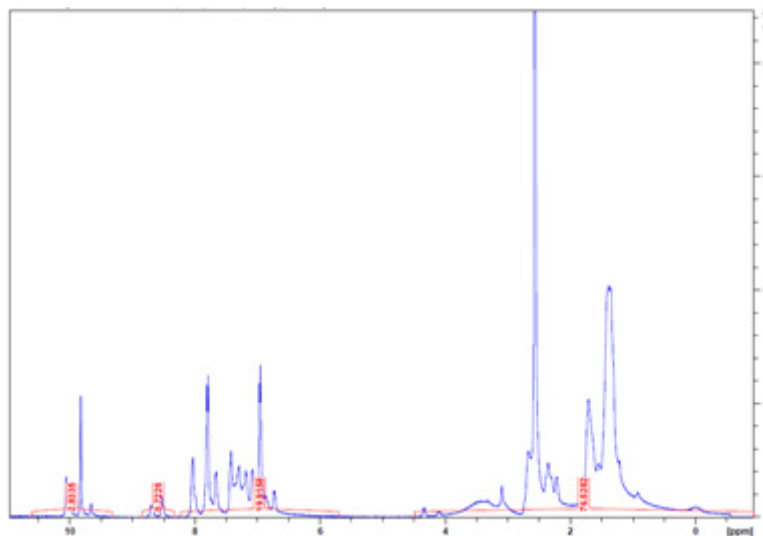
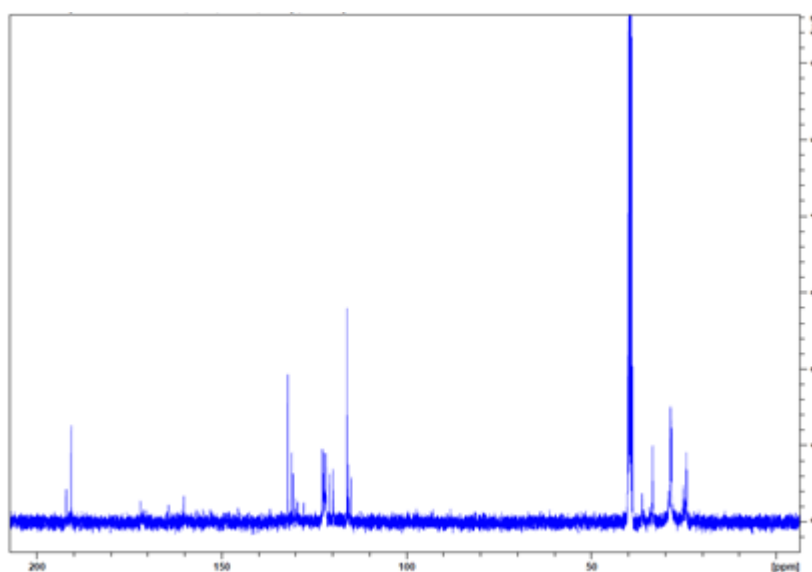
Fig.7.  $^1\text{H}$  NMR spectrum of EM4 compoundFig.8.  $^{13}\text{C}$  NMR spectrum of EM4 compound

TABLE 2. The IR spectra for Compounds (EM1, EM2, EM3, and EM4)

No. of compound	H-O $\nu$	$\nu\text{C-H}_{\text{Ar}}$	$\nu\text{C-H}_{\text{Alph}}$	O=C $\nu$	N=C $\nu$	C—O $\nu$
EM1	3300	3178	2893	—	1510	—
EM3	—	3068	2910	1751	1685	1132
EM2	—	3100	2945	1751	1683	1122
EM4	—	3000	2850	1747	1685	1203

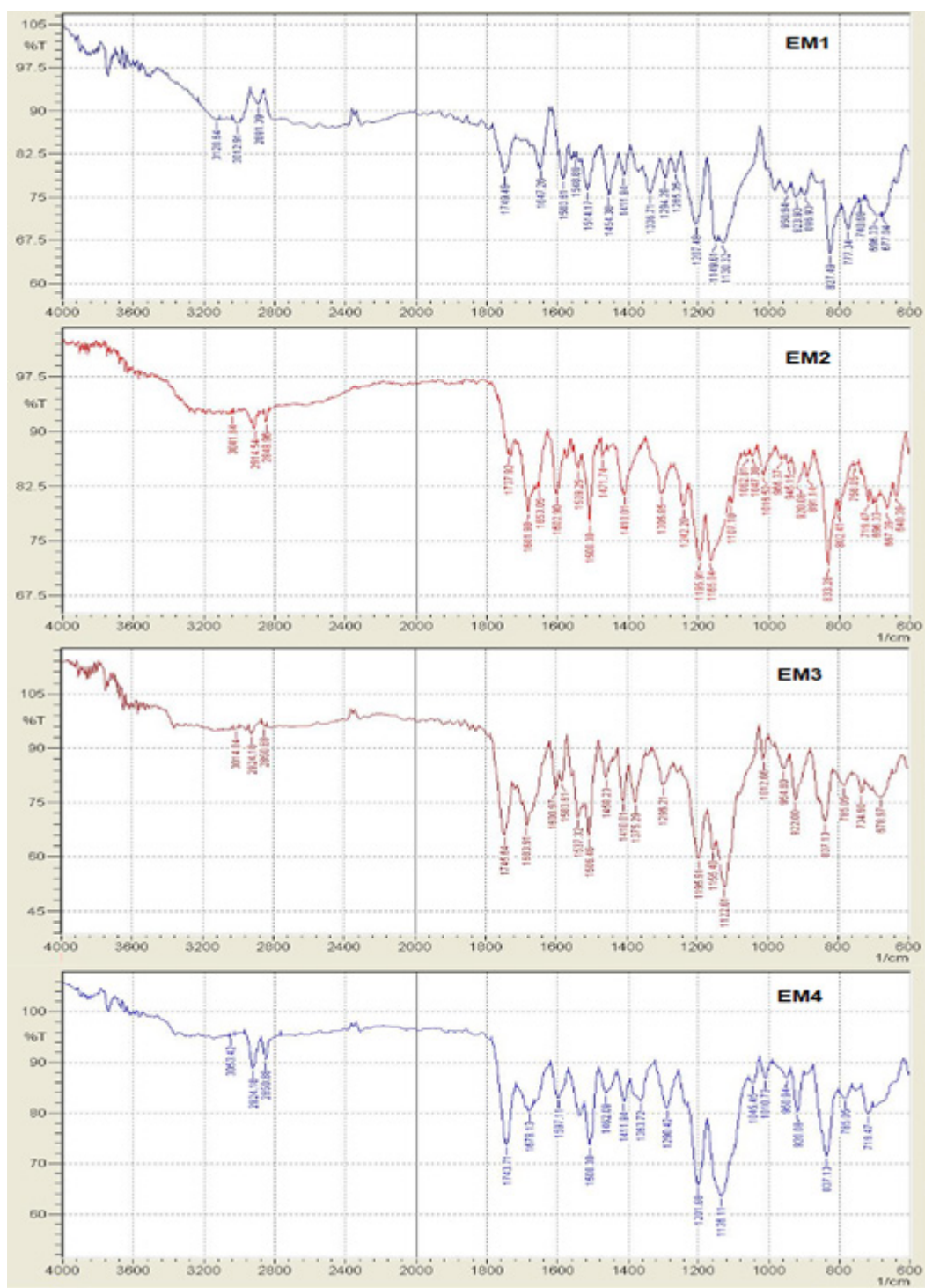
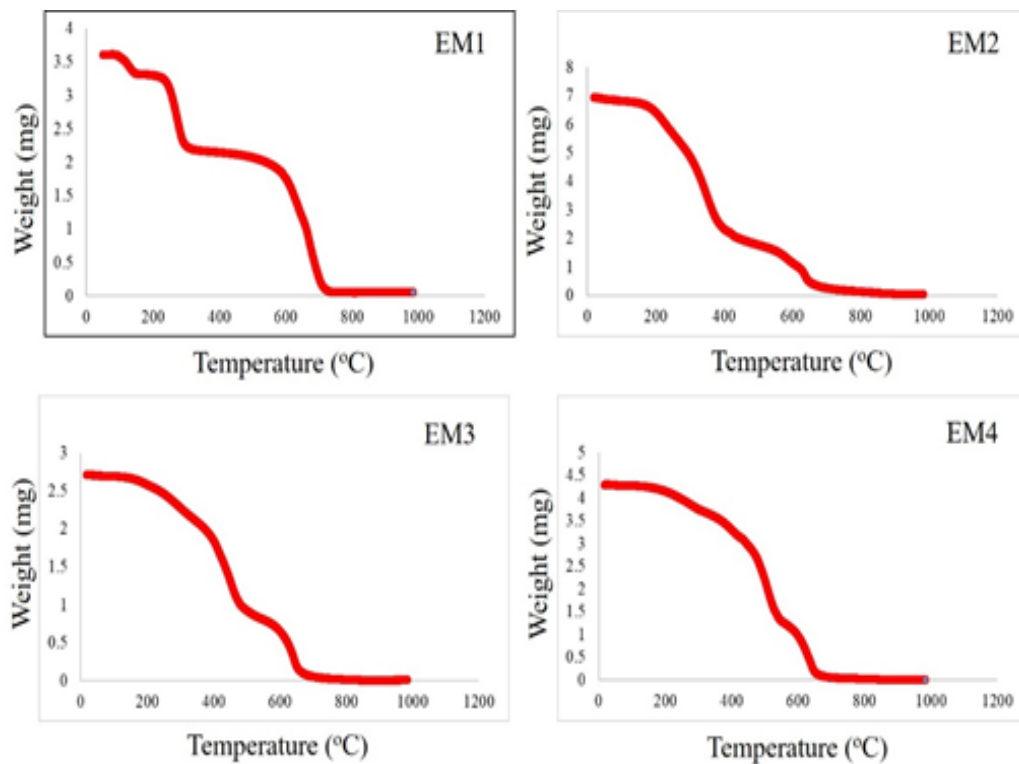


Fig.9. IR spectrum for compounds (EM1, EM2, EM3, and EM4)

1203 , 1136  $\text{cm}^{-1}$ . The  $^1\text{H}$  NMR compound (EM4) show disappearance of OH phenolic signal and appearance of multiple signals of  $(\text{CH}_2)$  [35]. The  $^1\text{H}$  NMR &  $^{13}\text{C}$  NMR properties show in table (3&4). Figure (7 &8) show the  $^1\text{H}$  NMR &  $^{13}\text{C}$  NMR spectrum for compound (EM4).

**TABLE 3: <sup>1</sup>H NMR data for compounds (EM1, EM2, EM3, and EM4)**

Compound No.	<sup>1</sup> H NMR (ppm) – DMSO-d <sub>6</sub>
EM1	2.55(1H, s, Ar-CH=N), 6.46(2H, t, C2&C6 Ar-H aminophenol ring), 6.75(2H, dd, C3&C5 Ar-H aminophenol ring), 7.15(2H, d, C3&C5 Ar-H benzedinephenol ring), 7.74(2H, d, C2&C6 benzedinephenol ring), 8.45(1H, s, OH aminophenol ring ) 9.77(1H, s, OH benzedinephenol ring )
EM2	1.42(4H, m, CH <sub>2</sub> -CH <sub>2</sub> ), 2.42(1H, s, Ar-CH=N), 2.78(4H, m, tow group CH <sub>2</sub> -C=O), 7.16(2H, t, C2&C6 Ar-H aminophenol ring), 7.40(2H, dd, C3&C5 Ar-H aminophenol ring), 7.65(2H, d, C3&C5 Ar-H benzedinephenol ring), 7.99(2H, d, C2&C6 benzedinephenol ring)
EM3	2.52(1H, s, Ar-CH=N), 2.88(4H, m, tow group CH <sub>2</sub> -C=O), 6.69(2H, t, C2&C6 Ar-H aminophenol ring), 7.08(2H, dd, C3&C5 Ar-H aminophenol ring), 7.88(2H, d, C3&C5 Ar-H benzedinephenol ring), 8.12(2H, d, C2&C6 benzedinephenol ring)
EM4	1.32-1.62(4H, p, (CH <sub>2</sub> -CH <sub>2</sub> ) <sub>6</sub> ), 2.28(1H, s, Ar-CH=N), 2.70(4H, m, tow group CH <sub>2</sub> -C=O), 6.91(2H, t, C2&C6 Ar-H aminophenol ring), 7.45(2H, dd, C3&C5 Ar-H aminophenol ring), 7.80(2H, d, C3&C5 Ar-H benzedinephenol ring), 8.01(2H, d, C2&C6 benzedinephenol ring)

**Fig.10. Thermo gravimetric analysis (TGA) of the EM1, EM2, EM3 and EM4.**

**TABLE 4:  $^{13}\text{C}$  NMR data for compounds (EM1-EM4)**

Compound No.	$^{13}\text{C}$ NMR (ppm) – DMSO-d <sub>6</sub>
<b>EM1</b>	39.57(Ar-CH=N), 113.50(C1 aminophenol ring), 121.67(C2&C6 aminophenol ring), 130.04(C2&C6 benzedinephenol ring), 143.74(C1 benzedinephenol ring), 155.82(C3&C5 aminophenol ring ), 157.01(C3&C5 benzedinephenol ring ), 161.16(C4 for two carbon benzedinephenol ring and aminophenol ring )
<b>EM2</b>	26.77(C2 for Adipoyl chain), 28.17(C3 for Adipoyl chain), 33.65(C1 for Adipoyl chain), 36.76(C4 for Adipoyl chain), 39.02(Ar-CH=N), 114.87(C1 aminophenol ring), 120.27(C2&C6 aminophenol ring), 123.48(C2&C6 benzedinephenol ring), 132.42(C1 benzedinephenol ring), 138.02(C3&C5 aminophenol ring), 153.18(C3&C5 benzedinephenol ring), 163.60(C4 for two carbon benzedinephenol ring and aminophenol ring ), 192.68(C=O for two carboxyl group)
<b>EM3</b>	28.98(C1 for Succinyl chain), 31.27(C2 for Succinoyl chain), 39.94(Ar-CH=N), 115.98(C1 aminophenol ring), 120.74(C2&C6 aminophenol ring), 122.86(C2&C6 benzedinephenol ring), 132.25(C1 benzedinephenol ring), 138.92(C3&C5 aminophenol ring ), 154.86(C3&C5 benzedinephenol ring), 161.68(C4 for two carbon benzedinephenol ring and aminophenol ring ), 190.14,192.85(C=O for two carboxyl group)
<b>EM4</b>	25.75(C2 for Sebacoyl chain), 26.72(C3 for Sebacoyl chain), 28.70(C4,C5,C6,C7 for Sebacoyl chain), 35.54(C1 for Sebacoyl chain), 37.86(C8 for Sebacoyl chain), 40.92(Ar-CH=N), 115.76(C1 aminophenol ring), 120.70(C2&C6 aminophenol ring), 123.88(C2&C6 benzedinephenol ring), 131.24(C1 benzedinephenol ring), 133.92(C3&C5 aminophenol ring ), 158.88(C3&C5 benzedinephenol ring), 163.02(C4 for two carbon benzedinephenol ring and aminophenol ring ), 191.08,192.88(C=O for two carboxyl group)

Thermogravimetric analysis can provide information about the thermal analysis and the reaction take place. Figure 10 shows the thermo gravimetric analysis of the EM1, EM2, EM3 and EM4 polymers in a nitrogen atmosphere environment heating rate was  $10\text{ }^{\circ}\text{C min}^{-1}$ . EM1 decomposed in three steps and lost 8.6, 41.4 and 98.5 % at temperatures of 197, 453 and  $748\text{ }^{\circ}\text{C}$  respectively. The samples EM2, EM3 and EM4 show same steps of chemical transformations with associated mass loss could be appreciated. The decomposition of EM2 show a mass loss 73.54% beginning at about  $180\text{--}483.05\text{ }^{\circ}\text{C}$  and finishing at  $880.85\text{ }^{\circ}\text{C}$ . The decomposition of EM3 show a mass loss 69.58% beginning at about  $180\text{--}539.23\text{ }^{\circ}\text{C}$  and finishing at  $862.91\text{ }^{\circ}\text{C}$ . The decomposition of EM4 show a mass loss 71.21% beginning at about  $180\text{--}563.10\text{ }^{\circ}\text{C}$  and finishing at  $877.92\text{ }^{\circ}\text{C}$ . The weight lost was about 99.8% at  $880.85$ ,  $862.91$  and  $877.92\text{ }^{\circ}\text{C}$  indicated  $T_{\text{max}}$ . As show references[24].

$1203$ ,  $1136\text{ cm}^{-1}$ . The  $^1\text{H}$  NMR compound (EM4) show disappearance of OH phenolic signal and appearance of multiple signals of  $(\text{CH}_2)$  [35]. The  $^1\text{H}$  NMR &  $^{13}\text{C}$  NMR properties show in table (3&4). Figure (7 &8) show the  $^1\text{H}$  NMR &  $^{13}\text{C}$  NMR spectrum for compound (EM4).

### Conclusion

Three polymer have been synthesized by interfacial polycondensation employing phase transfer catalyst. The polymers was prepared, characterized and thermal stability was investigated. The polymers indicate better thermal

stability than monomer and slight difference in thermal stability is due to the difference in the number of methylene groups. The synthesized Polymeric Schiff Bases recommended for Nano-Biosynthesized as in [30] for detect its applications in medical field.

### Acknowledgement

The authors are thankful to Head, Esfahan University, Iran. for providing  $^1\text{H}$  NMR &  $^{13}\text{C}$  NMR spectroscopy. We are also thankful to the staff of University of Mosul and University of Miansn for providing laboratory facilities.

## References

1. Carraher Jr, Charles E. *Seymour/Carraher's polymer chemistry*. Vol. 16. CRC press, 2003.
2. Shrivastava, Anshuman. *Introduction to Plastics Engineering*. William Andrew, 2018.
3. Bhat, G., and V. Kandagor. «Synthetic polymer fibers and their processing requirements.» In *Advances in Filament Yarn Spinning of Textiles and Polymers*, pp. 3-30. Woodhead Publishing, 2014.
4. Coletti, Francesco, Barry D. Crittenden, and Sandro Macchietto. «Basic science of the fouling process.» In *Crude Oil Fouling*, pp. 23-50. Gulf Professional Publishing, 2015.
5. Li, Shaofen, Feng Xin, and Lin Li. *Reaction engineering*. Butterworth-Heinemann, 2017.
6. Sidney Goodman, H. «Handbook of Thermoset Plastics.» (1998).
7. Dodiuk, Hanna, and Sydney H. Goodman, eds. *Handbook of thermoset plastics*. William Andrew, 2014.
8. McKeen, Laurence W. *The effect of UV light and weather on plastics and elastomers*. William Andrew, 2019.
9. Iwan, A., 2015. An overview of LC polyazomethines with aliphatic–aromatic moieties: Thermal, optical, electrical and photovoltaic properties. *Renewable and Sustainable Energy Reviews*, 52, pp.65-79.
10. Tunçel, M., Özbülbul, A. and Serı, S., 2008. Synthesis and characterization of thermally stable Schiff base polymers and their copper (II), cobalt (II) and nickel (II) complexes. *Reactive and functional Polymers*, 68(1), pp.292-306.
11. Nishat, N., Khan, S.A., Rasool, R. and Parveen, S., 2012. Synthesis and characterization of thermally stable and biologically active metal-based Schiff base polymer. *Journal of Inorganic and Organometallic Polymers and Materials*, 22(2), pp.455-463.
12. Kausar, A. and Hussain, S.T., 2013. Processing and properties of new heteroaromatic Schiff-base poly (sulfone-ester) s and their blends. *Iranian Polymer Journal*, 22(3), pp.175-185.
13. Aly, K.I. and Khalaf, A.A., 2000. New polymer syntheses. IX. Synthesis and properties of new conducting polyazomethine polymers containing main chain cycloalkanone and pyridine moieties. *Journal of applied polymer science*, 77(6), pp.1218-1229.
14. Grigoras, M. and Catanescu, C.O., 2004. Imine oligomers and polymers. *Journal of Macromolecular Science, Part C: Polymer Reviews*, 44(2), pp.131-173.
15. Nishat, N., Rasool, R., Parveen, S. and Khan, S.A., 2011. New antimicrobial agents: the synthesis of Schiff base polymers containing transition metals and their characterization and applications. *Journal of Applied Polymer Science*, 122(4), pp.2756-2764.
16. Youming, Z., Xinrong, D., Liangcheng, W. and Taibao, W., 2008. Synthesis and characterization of inclusion complexes of aliphatic-aromatic poly (Schiff base) s with  $\beta$ -cyclodextrin (highlight). *Journal of Inclusion Phenomena and Macrocyclic Chemistry*, 60(3-4), pp.313-319.
17. Sudha, J.D., 2000. Synthesis and characterization of hydrogen-bonded thermotropic liquid crystalline aromatic-aliphatic poly (ester–amide) s from amido diol. *Journal of Polymer Science Part A: Polymer Chemistry*, 38(13), pp.2469-2486.
18. Liu, S., Li, C., Zhao, J., Zhang, Z. and Yang, W., 2011. Synthesis and characterization of polyesteramides having short Nylon-6 segments in the main chains through polycondensation and chain extension. *Polymer*, 52(26), pp.6046-6055.
19. McKeen, Laurence W. *The effect of temperature and other factors on plastics and elastomers*. William Andrew, 2014.
20. Stevens, Malcolm P. *Polymer chemistry*. New York: Oxford univ. press, 1990.
21. Oswal, S.L. and Pandya, A.K., 2004. Synthesis and characterization of linear aromatic polyester-amides from diacid chlorides and aminophenols. *IRANIAN POLYMER JOURNAL*, 13(3), 205 - 212.
22. Binnemans, K., Lodewyckx, K., Donnio, B. and Guillon, D., 2005. Mixed f-d Metallomesogens with an Extended Rigid Core. *European journal of inorganic chemistry*, 2005(8), pp.1506-1513.
23. Ayoub, A.I. and Saleh, M.Y.S., 2016. Synthesis of Some New Heterocyclic Compound Derivative from 2-Chloro-3-Formyl-1, 8,-Naphthyridine. *European Chemical Bulletin*, 5(4), pp.151-156.

24. Saleh, M.Y. and Ayoub, A.I., 2014. Synthesis of new derivatives of 2-chloro-3-formyl-1, 8-naphthyridine. *European Journal of Chemistry*, 5(3), pp.475-480.
25. Fleming, Ian, and Dudley H. Williams. *Spectroscopic methods in organic chemistry*. New York: McGraw-Hill, 1966.
26. Banerjee, S. and Saxena, C., 1996. Poly-Schiff bases. III. Synthesis and characterization of polyesterazomethines. *Journal of Polymer Science Part A: Polymer Chemistry*, 34(17), pp.3565-3572.
27. Horrill, M. D. "The effect of suspending agents on the suspension polymerization of vinyl chloride." PhD diss., Loughborough University, 1997.
28. Alam, S.A.M.F., Ahmad, T., Nazmuzzaman, M., Rahman, S., Ray, S.K., Sharifuzzaman, M., Karim, M.R., Alam, M.G., Ajam, M.M., Maitra, P. and Mandol, D., Synthesis of Benzimidazole Derivatives Containing Schiff Base Exhibiting Antimicrobial Activities. *International Journal of Research Studies in Biosciences (IJRSB)* 5, 7, (2017), PP 18-24.
29. Kaya, İ., Çulhaoğlu, S. and Şenol, D., 2007. Synthesis, Characterization and Antimicrobial Properties of 4-[(4-Hydroxybenzylidene) amino] phenol and its Polymer. *Chinese Journal of Polymer Science*, 25(05), pp.461-472.
30. Aldujaili, N H And Banoon, S. R.(2020) Antibacterial Characterization of Titanium Nanoparticles Nanosynthesized by *Streptococcus Thermophilus*. *Periódico Tchê Química*. 17(34):311-320.
31. Saleh, H., 2020. Correlation between Parameters of Extrusion Technique and Both of Optical and Physical Characteristics of Reinforced Polypropylene Composites. *Egyptian Journal of Chemistry*, 63(3), pp.6-7.
32. Morgan, Paul W. "Interfacial polymerization." *Encyclopedia of Polymer Science and Technology* (2002).
33. Vogel, A. I. «A Text Book of Quantitative Inorganic Analysis, vol. 311.» (1971): 350.
34. Apanovich, N., Maksimova, E., Zelenskaya, A., Alekseenko, A., Pavlov, A. and Kapitonov, D., 2019. Features of polyester resins in terms of their use for varnishing canning containers, with improved stamping resistance. *Egyptian Journal of Chemistry*, 62(2nd International Conference on Agricultural Biosystems (AGRIBIOS 2019) on 28, 29 September 2019 in GBC meeting and conference room, Deira, Dubai, UAE.), pp.23-33.
35. Apanovich, N., Maksimova, E., Zelenskaya, A., Alekseenko, A., Pavlov, A. and Kapitonov, D., 2019. Some kinetic regularities of the polycondensation of glycols with carboxy-containing compounds in the synthesis of polyester resins for tin containers coating. *Egyptian Journal of Chemistry*, 62(2nd International Conference on Agricultural Biosystems (AGRIBIOS 2019) on 28, 29 September 2019 in GBC meeting and conference room, Deira, Dubai, UAE.), pp.35-43.